

## specifications

Pre-terminated high-density modular fiber optic cassettes shall comply with IEEE 802.3ae 10GbE and ANSI T11.2 Fibre Channel requirements. Fiber optic cassettes shall support network data rates up to 10 Gb/s for link lengths up to 300 meters using laser optimized OM3 fiber and link lengths up to 550 meters using OM4 fiber. Optimized cassettes shall provide insertion loss of 0.5dB max., and standard cassettes shall provide 1.0dB max. to meet IEEE 802.3ae max. channel loss specification of <26dB. Cassettes shall employ high performance MTP\* connectors on the rear of the units routed to 12 or 24 duplex LC, or 12 simplex or 6 duplex SC adapters on the patch field side. Adapter housing colors shall follow TIA/EIA-568-C.3 suggested color identification scheme. Cassettes shall interconnect with high-density SFF MTP\* ribbon interconnect cable assemblies. High-density cassette enclosures shall hold up to 4 cassettes, allowing up to 96 fiber connections to be deployed in one rack unit (1 RU).



## technical information

<b>Standards requirements:</b>	Connectivity meets or exceeds TIA/EIA-568-C.3 performance requirements Supports IEEE 802.3ae (10 Gigabit Ethernet) and ANSI T11.2 (Fibre Channel) channel and link specifications MTP* connector exceeds TIA/EIA-455-21A: 1000 mating cycles (multimode) and 500 mating cycles (singlemode)
<b>Split sleeve material:</b> cassettes	Zirconia ceramic: Optimized 10Gig™ and 10Gig™ OM3 and OM4 multimode OS1/OS2 singlemode cassettes Phosphor bronze: OM1 and OM2 multimode cassettes
<b>Insertion loss:</b>	Optimized (per fiber): 0.5dB max. Standard (per fiber): 0.75dB typical, 1.0dB max.
<b>Return loss:</b>	Per fiber: ≥ 26dB (10Gig™ multimode), ≥ 20dB (multimode), ≥55dB (singlemode)

## key features and benefits

<b>Optimized performance available</b>	Optical performance enhancement through unique industry-leading proprietary MTP* polishing processes Optimized connector-to-connector mating resulting in 0.5dB max. insertion loss
<b>High-density modular design</b>	Maximizes density with up to 96 fiber connections in 1RU for efficient utilization of rack space Design flexibility allows for easy maintenance and upgrade, providing a highly scalable solution Combination of design features provides lower total cost of ownership
<b>MTP* 12-fiber connector</b>	Provides reduced overall insertion loss with low channel to channel variability for improved channel link loss performance
<b>100% tested</b>	Verified optical performance provides consistent high performance and reliability for improved network integrity
<b>Pre-terminated modular cassette system</b>	Provides improved reliability and quick deployment to reduce installation time and cost
<b>Certified 10 GbE OM3 and OM4 performance</b>	10Gig™ Fiber Optic Cassettes are tested per IEEE 802.3ae 10 GbE to support network transmission speeds up to 10 Gb/s for link lengths up to 300 meters for OM3 and link lengths up to 550 meters for OM4 Meets Fibre Channel standards when used with Panduit® Opti-Core® Fiber Optic Cables
<b>QuickNet™ product identification</b>	Data label on each product includes port identification and Q.C. number for quick identification and 100% traceability
<b>Adapter housing colors follow TIA/EIS- 568-C.3 suggest color identification scheme</b>	Adapters are aqua for 10Gig™ 50/125µm OM3 and OM4, black for 50/125µm OM2, electric ivory for 62.5/125µm OM1, and blue for 9/125µm OS1/OS2 fiber enabling fast, accurate identification of fiber channels for easy moves, adds, and changes

## applications

The QuickNet™ MTP\* Fiber Optic Cassette is a component of the QuickNet™ Fiber Optic Cabling System. QuickNet™ MTP\* Cassettes are used in high density network applications as specified in the Data Center Cabling Standard TIA 942 for cross connects in main distribution, horizontal distribution, and equipment distribution areas. The QuickNet™ Pre-Terminated

Cabling System meets the demands of Gigabit Ethernet, 10 Gigabit Ethernet, and high speed Fibre Channel systems while maintaining compatibility with Ethernet, Fast Ethernet, and ATM. The high-density modular design fits into Opticom® QuickNet™ Rack Mount Fiber Cassette Enclosures to ensure efficient use of space and rapid network deployment.

\*MTP is a registered trademark of US Conec Ltd.

### QuickNet™ Optimized 10Gig™ 50/125µm OM3 and OM4 MTP\* Fiber Optic Cassettes

6 LC to MTP* (12-fiber):	FCZO-12-10Y
12 LC to 2 MTP* (24-fiber):	FCZO-24-10Y
6 SC to MTP* (12-fiber):	FCZO-12-3Y
6 LC to MTP* (12-fiber):	FCXO-12-10Y
12 LC to 2 MTP* (24-fiber):	FCXO-24-10Y
6 SC to MTP* (12-fiber):	FCXO-12-3Y

### QuickNet™ 10Gig™ 50/125µm OM3 and OM4 MTP\* Fiber Optic Cassettes

6 LC to MTP* (12-fiber):	FCZ-12-10Y
12 LC to 2 MTP* (24-fiber):	FCZ-24-10Y
6 SC to MTP* (12-fiber):	FCZ-12-3Y
6 LC to MTP* (12-fiber):	FCX-12-10Y
12 LC to 2 MTP* (24-fiber):	FCX-24-10Y
12 SC to MTP* (12-fiber):	FCX-12-3SY
6 SC to MTP* (12-fiber):	FCX-12-3Y

### QuickNet™ 50/125µm OM2 MTP\* Fiber Optic Cassettes

6 LC to MTP* (12-fiber):	FC5-12-10Y
12 LC to 2 MTP* (24-fiber):	FC5-24-10Y
12 SC to MTP* (12-fiber):	FC5-12-3SY
6 SC to MTP* (12-fiber):	FC5-12-3Y

### QuickNet™ 62.5/125µm OM1 MTP\* Fiber Optic Cassettes

6 LC to MTP* (12-fiber):	FC6-12-10Y
12 LC to 2 MTP* (24-fiber):	FC6-24-10Y
12 SC to MTP* (12-fiber):	FC6-12-3SY
6 SC to MTP* (12-fiber):	FC6-12-3Y

### Opticom® QuickNet™ 9/125µm OS1/OS2 MTP\* Fiber Optic Cassettes

6 LC to MTP* (12-fiber):	FC9-12-10Y
12 LC to 2 MTP* (24-fiber):	FC9-24-10Y
12 SC to MTP* (12-fiber):	FC9-12-3SY
6 SC to MTP* (12-fiber):	FC9-12-3Y

### QuickNet™ MTP\* Interconnect Cable Assemblies

MTP* to MTP* (12-fiber):	F^12D5-5M±Y
--------------------------	-------------

### Opticom® QuickNet™ Rack Mount Fiber Cassette Enclosures

1 RU, holds 4 cassettes:	FCE1U
1RU, open access, holds 4 cassettes:	FCE1UA
2 RU, holds 8 cassettes:	FCE2U
4 RU, holds 12 cassettes:	FCE4U

### Opticom® Zero RU Bracket

Angled, 90°, adhesive and magnetic mount:	FEABRUA
Std., screw mount:	FEABRU

### Opti-Core® Fiber Optic Patch Cords

Duplex LC to LC:	F^A10-10M±Y
Simplex SC to SC:	F^A3-3M±Y
Duplex SC to SC:	F^A3-3M±Y

### Patch Cord/Cassette Removal Tool

For LC, SC and ST:	PCRT1
--------------------	-------

### QuickNet™ Cassette MTP\* Cleaning Tool

All MTP* Connectors:	FIBCCCT
----------------------	---------

### Reel Type MTP\* Connector Cleaning Tools

Female MTPs*:	FMTPFCT
Male MTPs*:	FMTPMFCT
Reel refill (qty. 6):	FMTPRR6

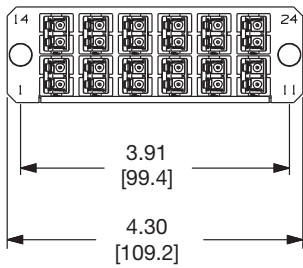
^Substitute for fiber type: Z (OM4 – 10Gig™ 50/125µm), X (OM3 – 10Gig™ 50/125µm), 5 (OM2 – 50/125µm), 6 (OM1 – 62.5/125µm) and 9 (OS1/OS2 – 9/125µm).

‡Substitute for length in meters: 1-10, 15, 20, 25 or 30. Contact Customer Service for other available lengths.

# QuickNet™ MTP\* Fiber Optic Cassettes

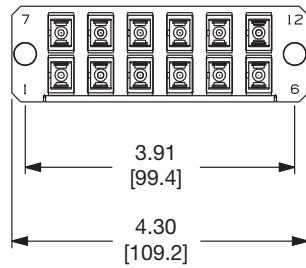
## FC^24-10Y

12 LC Duplex Adapters  
to 2 MTP\* Connectors



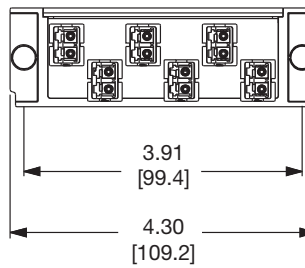
## FC^12-3SY

12 SC Simplex Adapters  
to 1 MTP\* Connector




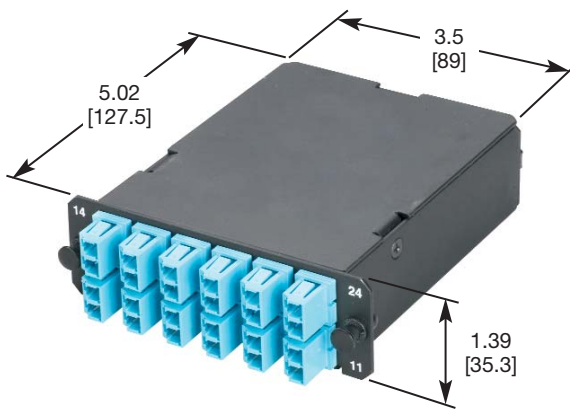
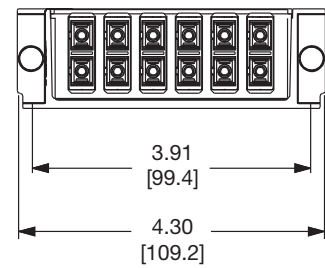
## FC^12-10Y

6 LC Duplex Adapters  
to 1 MTP\* Connector



## FC^12-3Y

6 SC Duplex Adapters  
to 1 MTP\* Connector



Dimensions are in inches [Dimensions in brackets are in millimeters]

### QuickNet™ MTP\* Trunk Cable Assemblies



FSP^2455^AAA

### QuickNet™ MTP\* Interconnect Cable Assemblies



F^12D5-5M‡

### Opticom® QuickNet™ Rack Mount Fiber Cassette Enclosures



FCE1U

\*MTP is a registered trademark of US Conec Ltd.

^Substitute for fiber type: Z (OM4 – 10Gig™ 50/125µm), X (OM3 – 10Gig™ 50/125µm), 5 (OM2 – 50/125µm), 6 (OM1 – 62.5/125µm) or 9 (OS1/OS2 – 9/125µm); add O after X for optimized 10Gig™ Cassettes with a maximum insertion loss of 0.5dB.

^^Substitute for length in feet from 001 – 999 feet. Replace F with M for length in meters from 0 – 300m). Cable assembly lengths are measured as the distance between the furthest connector tips. Length tolerance is +4 feet (1.2m)/-0 for lengths up to 100 feet (30m), and +6 feet (1.8m)/-0 for lengths greater than 100 feet (30m).

‡Substitute for length in meters: 1 – 10, 15, 20, 25 or 30. Contact Customer Service for other available lengths.

#### WORLDWIDE SUBSIDIARIES AND SALES OFFICES

PANDUIT CANADA  
Markham, Ontario  
cs-cdn@panduit.com  
Phone: 800.777.3300

PANDUIT EUROPE LTD.  
London, UK  
cs-emea@panduit.com  
Phone: 44.20.8601.7200

PANDUIT SINGAPORE PTE. LTD.  
Republic of Singapore  
cs-ap@panduit.com  
Phone: 65.6305.7575

PANDUIT JAPAN  
Tokyo, Japan  
cs-japan@panduit.com  
Phone: 81.3.6863.6000

PANDUIT LATIN AMERICA  
Jalisco, Mexico  
cs-la@panduit.com  
Phone: 52.33.3777.6000

PANDUIT AUSTRALIA PTY. LTD.  
Victoria, Australia  
cs-aus@panduit.com  
Phone: 61.3.9794.9020

For a copy of Panduit product warranties, log on to [www.panduit.com/warranty](http://www.panduit.com/warranty)

For more information

Visit us at [www.panduit.com](http://www.panduit.com)

Contact Customer Service by email: [cs@panduit.com](mailto:cs@panduit.com)  
or by phone: 800-777-3300 and reference FBSP37

**PANDUIT**®

©2010 Panduit Corp.  
ALL RIGHTS RESERVED.

WW-FBSP37  
10/2010