

# Customer Information Sheet

DRAWING No.: M80-412XXXX

SHT 2 OF 2

IF IN DOUBT - ASK

©

NOT TO SCALE

THIRD ANGLE PROJECTION

ALL DIMENSIONS IN mm

**SPECIFICATIONS:**

**MATERIAL:**  
 MOULDING = GLASS-FILLED PPS, UL94V-0, BLACK  
 CONTACT CLIP = BERYLLIUM COPPER  
 CONTACT SHELL = BRASS

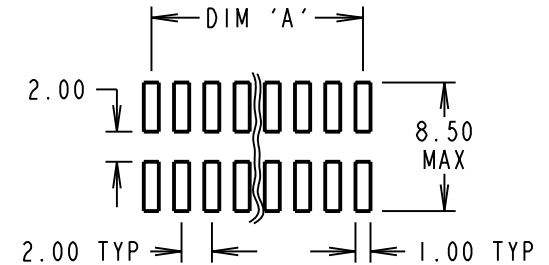
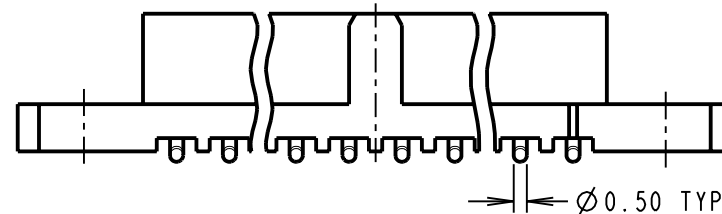
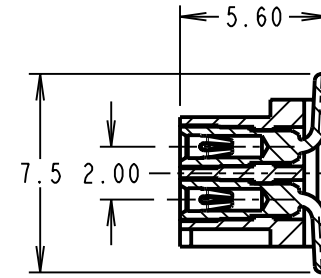
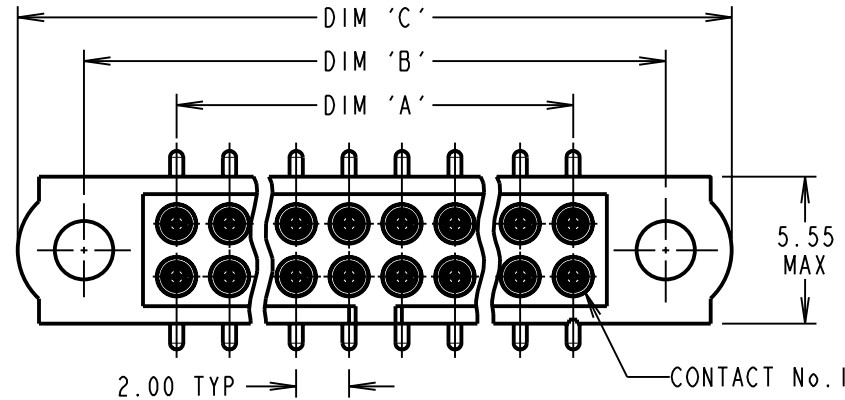
**FINISH:**  
 01 = 0.3µ GOLD CLIP, 3.5-5.0µ TIN/LEAD SHELL  
 05 = 0.3µ GOLD CLIP, 0.25-0.3µ GOLD SHELL  
 42 = 0.3µ GOLD CLIP, 3.5-5.0µ 100% TIN SHELL

**ELECTRICAL:**  
 CURRENT RATING AT 25°C = 3.0A MAX  
 CURRENT RATING AT 85°C = 2.2A MAX  
 WORKING VOLTAGE = 120V AC/DC  
 VOLTAGE PROOF = 360V AC/DC  
 CONTACT RESISTANCE = 25 mΩ MAX  
 INSULATION RESISTANCE = 100 MΩ MIN

**MECHANICAL:**  
 DURABILITY = 500 OPERATIONS  
 INSERTION FORCE (∅0.5mm GAUGE) = 2.8N MAX  
 WITHDRAWAL FORCE (∅0.5mm GAUGE) = 0.2N MIN

**ENVIRONMENTAL:**  
 TEMPERATURE RANGE = -55°C TO +125°C

**PACKING:**  
 TUBE  
 FOR COMPLETE SPECIFICATION, SEE  
 COMPONENT SPEC C005XX (LATEST ISSUE)



RECOMMENDED PCB LAYOUT

DIMENSION	CALCULATION
DIM 'A'	TOTAL No. OF CONTACTS - 2
DIM 'B'	TOTAL No. OF CONTACTS + 5
DIM 'C'	TOTAL No. OF CONTACTS + 10

EXAMPLE: CONNECTOR WITH 20 CONTACTS, GOLD CLIP AND 100% TIN SHELL, M80-4122042

DIM 'A' = 18.00mm, DIM 'B' = 25.00mm, DIM 'C' = 30.00mm

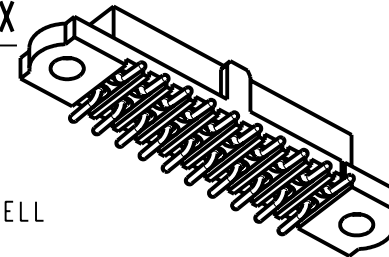
**ORDER CODE:**

**M80-412XXXX**

TOTAL No. OF CONTACTS  
 04 TO 50  
 (EVEN NUMBERS ONLY)

**FINISH**

01 - GOLD CLIP, TIN/LEAD SHELL  
 05 - GOLD CLIP, GOLD SHELL  
 42 - GOLD CLIP, 100% TIN SHELL



CP	I	08.07.09	10377
NAME	ISS.	DATE	C/NOTE
APPROVED: C.PENROSE			
CHECKED: R.ADDE			
DRAWN: B.M.KENT			
CUSTOMER REF.:			
ASSEMBLY DRG:			

**HARWIN**

HARWIN USA TEL: 603 893 5376 FAX: 603 893 5396 mis@harwin.com	HARWIN Europe (UK) TEL: 023 9231 4545 FAX: 023 9231 4590 mis@harwin.co.uk	HARWIN Asia TEL: +65 6 779 4909 FAX: +65 6 779 3868 mis@harwin.com.sg
--	--	--

THIS DRAWING AND ANY INFORMATION OR DESCRIPTIVE MATTER SET OUT HEREON ARE CONFIDENTIAL AND COPYRIGHT PROPERTY OF THE HARWIN GROUP AND MUST NOT BE DISCLOSED, LOANED, COPIED OR USED FOR MANUFACTURING, TENDERING OR FOR ANY OTHER PURPOSE WITHOUT THEIR WRITTEN PERMISSION.

**TOLERANCES**  
 X. = ±1mm  
 X.X = ±0.25mm  
 X.XX = ±0.10mm  
 X.XXX = ±0.01mm  
**ANGLES = ±5°**  
 UNLESS STATED

**MATERIAL:**  
 SEE ABOVE  
**FINISH:** SEE ABOVE  
**S/AREA:** mm<sup>2</sup>

**TITLE:** JACKSCREW DATAMATE  
 DIL VERTICAL SMT  
 FEMALE ASSY (NO J/SCREW)  
**DRAWING NUMBER:**  
**M80-412XXXX**  
 SHT 2 OF 2