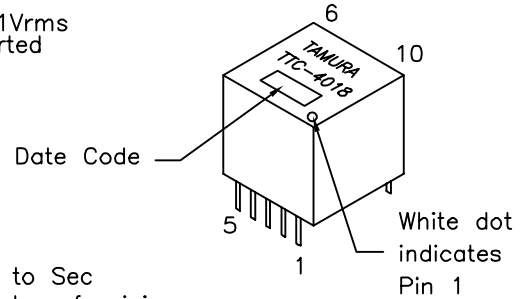


REV. Status  
PRELIMINARY  
02/16/00 MP

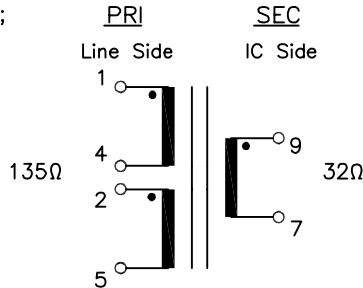
HDSL transformer designed for use with Brooktree HDSL IC chip BT8970 at 2320Kbps rates

MODEL NUMBER  
**TTC-4018**

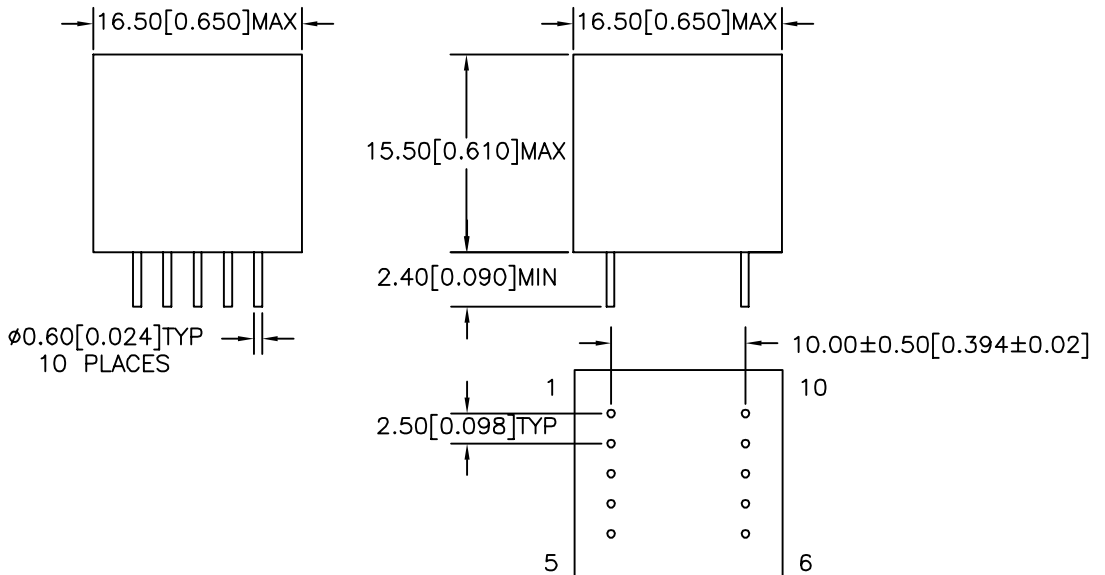
- A. Electrical Specifications (@ 25°C)
1. Primary (Line side) Impedance; 135Ω
  2. Secondary (IC side) Impedance; 32Ω
  3. Longitudinal Balance; 50dBm MIN @ 80KHz TO 580KHz, 0dBm (Pin 9 grounded)
  4. Frequency Response; ±0.25dB @ 80KHz to 580KHz, 0dBm
  5. Insertion Loss; 0.5dB MAX @ 80KHz, 0dBm
  6. Total Harmonic Distortion; -70dB MAX @ 80KHz, 1.85Vrms
  7. Return Loss; 16.5dB MIN @ 80KHz to 580KHz, 0dBm
  8. Primary Open Circuit Inductance; 1.0mH ±10% @ 10KHz, 0.1Vrms Measured (1-5) with 2 and 4 shorted
  9. Leakage Inductance; 11μH MAX @ 100KHz, 0.1Vrms Measured (1-5) with 2 & 4, and 7 & 9 shorted
  10. DC Current; 160mA
  11. DC Resistance; (1-4)=0.95Ω ±10%  
(2-5)=0.95Ω ±10%  
(9-7)=0.85Ω ±10%
  12. Turns Ratio; (1-4):(2-5)=1:1.00±2%  
(7-9):(1-5)=1:2.00±2%  
2 & 4 shorted



13. Dielectric Strength; 1875Vrms 1 second @ Pri to Sec
- B. Marking; TTC-4018, TAMURA, date code and country of origin
- C. Safety; Complies with UL1950 3rd Edition and IEC950
- D. Schematic;



E. Mechanical Specifications;



PREPARED BY:

D. Rund

ENGINEER:

M. Pitchai

QUALITY CONTROL:

D. Kelley

APPROVED:

J. Coleman

DWG CONTROL NO.  
P-A1-12352  
ACAD\TTC\A1123521.DWG

REV  
PRE

HDSL  
TRANSFORMER

**TAMURA CORPORATION OF AMERICA**  
43352 BUSINESS PARK DRIVE, TEMECULA, CA. 92590-6624  
(909) 699-1270 FAX 9096769482

**TTC-4018**

MODEL SPECIFICATION

DIM: mm(In) SCL: 2/1 SH: 1 OF 1

PROPRIETARY NOTICE: THIS DRAWING PRINT OR DOCUMENT AND SUBJECT MATTER DISCLOSED HEREIN ARE PROPRIETARY ITEMS TO WHICH TAMURA RETAINS THE EXCLUSIVE RIGHT OF DISSEMINATION, REPRODUCTION, MANUFACTURE AND SALE. THIS DRAWING, PRINT OR DOCUMENT IS SUBMITTED IN CONFIDENCE FOR CONSIDERATION BY THE RECIPIENT ALONE UNLESS PERMISSION FOR FURTHER DISCLOSURE IS EXPRESSLY GRANTED IN WRITING.