PART NUMBER	REV	FIRST USED	TERMINATOR	FEED TYPE	DESCRIPTION
1426013-1	B	122500-1	LEADMAKER	MECH POST FEED	CUTS CARRIER
1426013-2	B	565435-5	BENCH K & G	MECH PRE FEED	CUTS CARRIER
1426013-6	B	122500-1	LEADMAKER	MECH POST FEED	CONTINUOUS CARRIER
7-1426013-1	B	122500-1	LEADMAKER	MECH POST FEED	-1 AND SPARE PARTS
7-1426013-2	B	565435-5	BENCH K & G	MECH PRE FEED	-2 AND SPARE PARTS
7-1426013-6	B	122500-1	LEADMAKER	MECH POST FEED	-6 AND SPARE PARTS
7-1426013-7	A	-	-	-	SPARE PARTS KIT

CRIMP DATA (AMP TERMINAL)

TERMINAL NAME: AMPMODU II RECEPTACLE

CRIMP	SIZE	TYPE	RANGE
WIRE	1.40 [.055 IN]	F	30 - 28 AWG
INSUL	1.57 [.062 IN]	O	0.6-1.3 [.025-.050 IN]

WIRE STRIP LENGTH 2.8-3.6 [.110-.140 IN]

APPL INSTRUCTION 408-8322

TERMINAL - -
APPL SPEC 114-20004 -

FEED 5.1 [.200 IN]

TERMINALS APPLIED

280422	-	-	-	-
280709	-	-	-	-
-	-	-	-	-
-	-	-	-	-
-	-	-	-	-
-	-	-	-	-
-	-	-	-	-
-	-	-	-	-

WIRE SIZE mm² awg	CRIMP HEIGHT	PIN PN & LENGTH [IN]
30-28 AWG	0.56 ±0.03 [.022 ±.001 IN]	7-354779-6 [.3370]
-	-	-
-	-	-
-	-	-
-	-	-
-	-	-
-	-	-
-	-	-
-	-	-
-	-	-
-	-	-
-	-	-
-	-	-
-	-	-
-	-	-
-	-	-

1. RECOMMENDED SPARE PARTS.
2. GREASE RAM, CAM, CAM FOLLOWER AND FEED ROD LIGHTLY.
3. LUBRICATE DAILY PER THE APPLICATOR INSTRUCTION SHEET SUPPLIED WITH THE APPLICATOR.
4. INSULATION BARREL CRIMP HEIGHT REQUIRED IS .050" [1.25mm].

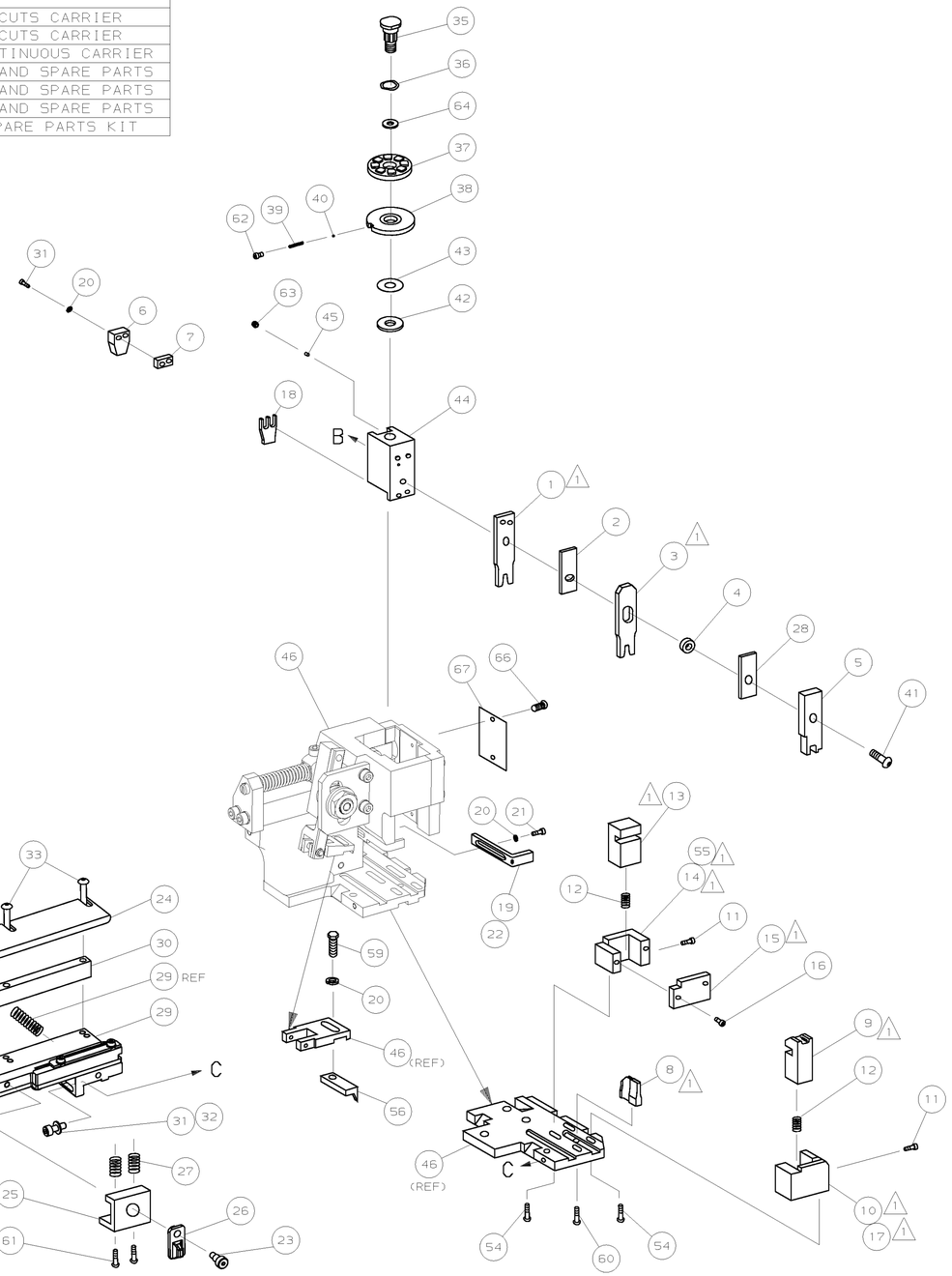

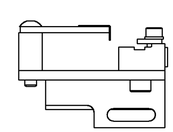

VIEW B ROTATED 180°

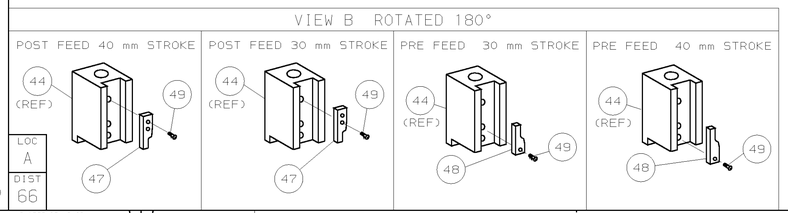

									73
-	1	1	1	1	1	1	1426013	PRINT, APPLICATOR LOG SHEET	72
-	1	1	1	1	1	1	1338705-1	DOCUMENTATION PACKAGE	71
									70
									69
									68
-	1	1	1	1	1	1	461264-1	PLATE, IDENTIFICATION	67
-	2	2	2	2	2	2	21017-2	SCR,DRIVE(#2x.19)ID PLATE	66
									65
-	1	1	1	1	1	1	986950-1	WASHER, FLAT PRECISION	64
-	1	1	1	1	1	1	3-18031-0	SCR,SKT SET(M6X6)RAM	63
-	1	1	1	1	1	1	18023-9	SCR,SHC(M4X6)INS DISC	62
-	2	2	2	2	2	2	1-18024-5	SCR,BHC(M5X25)DRAG	61
-	1	1	1	1	1	1	18024-7	SCR,BHC(M4X10)ANVIL	60
-	1	1	1	1	1	1	5-18022-2	SCR,HEX(M4X8)FEED FINGER	59
									58
									57
-	1	1	1	1	1	1	1338685-1	PAWL, FEED	56
1 -	1	-	-	1	-	-	1338723-1	HOLDER,SHEAR, REAR (NO CUT)	55
-	4	4	4	4	4	4	18024-8	SCR,SHC(M4x12)SHEAR HOLDER	54
									53
									52
									51
									50
-	1	1	1	1	1	1	18024-3	SCR,BHC(M3X10)CAM	49
-	-	1	-	-	1	-	1338675-1	CAM, PRE FEED 30 & 40 mm ST	48
-	1	-	1	1	-	1	1338676-1	CAM, POST FEED 30 & 40 mm ST	47
-	1	1	1	1	1	1	1320999-3	APPLICATOR BASIC SUBASSY	46
-	1	1	1	1	1	1	690191-1	PLUG, NYLON	45
-	1	1	1	1	1	1	1338660-1	RAM	44
-	1	1	1	1	1	1	690125-1	WASHER, LAMINATED	43
-	1	1	1	1	1	1	690124-1	WASHER, RAM	42
-	1	1	1	1	1	1	2-18024-6	SCR,BHC(M8X25)RAM	41
-	1	1	1	1	1	1	23241-1	BALL, STEEL	40
-	1	1	1	1	1	1	2-22278-7	SPRING, COMPRESSION	39
-	1	1	1	1	1	1	1320922-4	DISC, INSULATION	38
-	1	1	1	1	1	1	354777-1	WIRE DISC, PLASTIC	37
-	1	1	1	1	1	1	22480-5	WASHER, SPRING	36
-	1	1	1	1	1	1	690212-1	POST, RAM	35
									34
-	2	2	2	2	2	2	1-18024-0	SCR,BHC(M4X20)STRIP GUIDE	33
-	1	1	1	1	1	1	18027-2	WASHER, FLAT(M4)	32
-	3	3	3	3	3	3	1-18023-2	SCR,SKT CAP(M4X12)MOUNT BLOCK	31
-	1	1	1	1	1	1	1320908-5	SPACER, STRIP GUIDE	30
-	1	1	1	1	1	1	1633073-1	STRIP GUIDE PLATE ASSY	29
-	1	1	1	1	1	1	1-455888-9	SPACER, FRONT SHEAR DEP	28
-	2	2	2	2	2	2	1-22284-0	SPRING, DRAG	27
-	1	1	1	1	1	1	356835-1	LEVER, DRAG RELEASE	26
-	1	1	1	1	1	1	240792-1	DRAG, TERMINAL	25
-	1	1	1	1	1	1	1320928-1	GUIDE, STRIP (REAR)	24
-	1	1	1	1	1	1	980371-4	SCR,SHC SHLD	23
-	1	-	1	1	-	1	690472-2	STRIPPER	22
-	1	1	1	1	1	1	1-18023-1	SCR,SHC(M4X10)STRIPPER	21
-	4	4	4	4	4	4	18025-2	WASHER,LOCK(M4)STRIPPER	20
-	-	1	-	-	1	-	690472-1	STRIPPER	19
-	1	1	1	1	1	1	690518-2	HOLDER, TERMINAL	18
1 -	1	-	-	1	-	-	1338684-1	HOLDER, SHEAR, FRONT (NO-CUT)	17
-	2	2	2	2	2	2	18023-2	SCR,SHC(M3X6)REAR SHEAR PL	16
1 -	1	1	1	1	1	1	1-690691-1	PLATE, SHEAR (REAR)	15
1 -	-	1	1	-	1	1	1320920-1	HOLDER, SHEAR, REAR (CUT)	14
1 -	1	1	1	1	1	1	690463-1	SHEAR, FLOAT (REAR)	13
-	2	2	2	2	2	2	5-22280-0	SPRING, SHEAR	12
-	2	2	2	2	2	2	356885-4	STOP, SHEAR	11
1 -	-	1	1	-	1	1	1320921-1	HOLDER, SHEAR, FRONT (CUT)	10
1 -	1	1	1	1	1	1	462006-1	SHEAR, FLOAT (FRONT)	9
1 1	2	2	2	1	1	1	1333201-1	ANVIL	8
-	1	1	1	1	1	1	6-240641-4	SPACER, DEPRESSOR (REAR)	7
-	1	1	1	1	1	1	690468-1	DEPRESSOR, SHEAR (REAR)	6
-	1	1	1	1	1	1	2-455889-0	DEPRESSOR, SHEAR (FRONT)	5
-	1	1	1	1	1	1	2-238011-5	SPACER, BLOCK CRIMPER	4
1 1	2	2	2	1	1	1	7-456135-8	CRIMPER, INSULATION	3
-	1	1	1	1	1	1	455888-4	SPACER, CRIMPER	2
1 1	2	2	2	1	1	1	2-456402-3	CRIMPER, WIRE	1
	-77	-76	-72	-71	-6	-2	-1	PART NO / DESCRIPTION	ITEM NO

← REVISION OF EACH ASSY NO (WHEN BLANK, USE DWG REVISION)

QTY REQD PER ASSY — PARTS LIST

P	F	LTR	REVISION RECORD	APP	DATE
		B	0150-0741-03	RK	JUL03
		A	SEE ECN 015A-0330-00	LJL	AUG00

DIMENSIONS: mm [INCHES]
DO NOT SCALE PRINT.
TOLERANCES UNLESS OTHERWISE SPECIFIED:
2 PLC DEC ±0.5 [.02 IN]
3 PLC DEC ±-
4 PLC DEC ±-
ANGLES ± -
SURF TEXTURE: √
REMOVE BURRS, BREAK SHARP EDGES RO.38 MAX

MATL - - HT TR - - FIN - -

DR L.LOFTHOUSE 22MAY00 APP F.BACKHURST 22MAY00
CHK - - REL L.LOFTHOUSE 05OCT00

AMP Incorporated Harrisburg, PA 17105-3608

NAME SIDE FEED HD-I APPLICATOR
MACHINE REF HD-I APPL
SCALE - D DWG NO 1426013 SHEET 1 OF 1 REV B

CAGE CODE 00779 CUSTOMER AND ASSEMBLY DRAWING RESTRICTED TO —

LAYOUT L1426013
SET UP GAGE 458637-3

THIS DRAWING IS A CONTROLLED DOCUMENT.
THIS DRAWING IS UNPUBLISHED. RELEASED FOR PUBLICATION 2000.
© COPYRIGHT 2000 BY AMP INCORPORATED. ALL RIGHTS RESERVED.

LOC A DIST 66