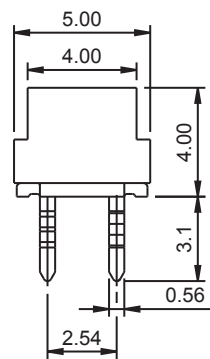
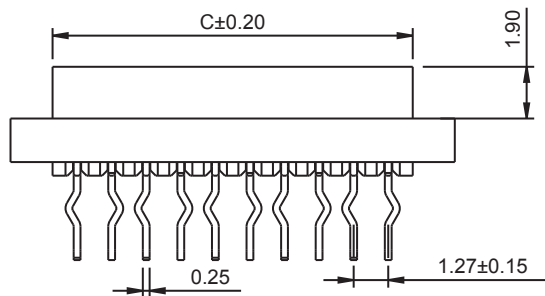


* 1 hole necessary to let IDC nose go through the hole

PCB LAYOUT - COMPONENT VIEW



MATERIAL:
 HOUSING MATERIAL: PBT
 FLAMABILITY RATING: UL94-V0
 COLOR: RED
 CONTACT MATERIAL: PHOSPHOR BRONZE
 CONTACT TYPE: STAMPED
 CONTACT PLATING: MATT TIN OVER NICKEL
 QUALITY CLASS: 25 MATING CYCLES
 PITCH: 2.54 MM PER ROW

ENVIRONMENTAL:
 OPERATING TEMPERATURE: -40°C UP TO 105°C
 COMPLIANCE: LEAD FREE AND ROHS

ELECTRICAL:
 CURRENT RATING: 1.5A PER PIN (PCB PIN)
 WORKING VOLTAGE: 100VAC
 INSULATION RESISTANCE: >1000MOHM
 DIELECTRIC WITHSTANDING VOLT.: 500VAC/MN
 CONTACT RESISTANCE: 10mOHM MAX

STANDARD
 RoHS CERTIFIED: E323964 / MOD. NUMBER 69036718xx7x

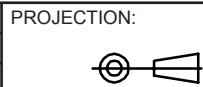
SOLDERING:
 WAVE PROCESS ONLY

DIMENSION:
 DIM.A= 1.27 x No. of Spaces
 DIM.B= DIM.A + 3.27
 DIM.C= DIM.A + 1.80

AVAILABLE
 xx : 4 TO 26 CIRCUITS

PACKAGING:
 TUBE

RoHS Compliant			
G			
F	02-MAY-11	DIMENSION B	GG
E	12-MAY-10	PCB LAYOUT	JP
D	07-APR-10	PINNING	JP
C	09-MAR-10	STANDARD	JP
B	24-DEC-07	LAYOUT / INSET	CH
A	03-NOV-06	PDF	JP
REV	DATE	FILE	BY



GENERAL TOLERANCE
 .X = +/- 0.2
 .XX = +/- 0.15



APPROVAL: RJ

UNIT: MM

DESCRIPTION: MM FEMALE CONNECTOR WITHOUT LATCH AND POLARIZATION

SIZE

SCALE:

WERI PART NO: 690 367 18 xx 72

A4

SHEET: 1/1

DRAW: EAGER