



MODS-A-6P4C-G



MODS-A-6P6C-G-S



MODS-C-8P8C-G

MODS-C-6P4C-E-S



MODS-A, MODS-C SERIES

SINGLE RIGHT ANGLE MODULAR JACKS

SPECIFICATIONS

For complete specifications and recommended PCB layouts see www.samtec.com?MODS-A or www.samtec.com?MODS-C

Insulator Material:

PBT Glass Filled

Contact Material:

Phosphor Bronze

Shield Material:

Copper Alloy

Plating:

Gold on Contacts, Nickel on Shield

Operating Temp Range:

-25°C to +90°C

Current Rating:

1.5 A per contact

Voltage Rating: 120 VAC

Contact Resistance:

20 mΩ max

Minimum Cycles:

500

System Application:

CAT3

Packaging:

Packaged and shipped in Bulk Packaging Trays; Trays suitable for automation are available upon request.

RoHS Compliant:

Yes

Lead-Free Solderable:

Yes (Wave Solder only)



MODS - A -

POSITIONS CONTACTS

PLATING

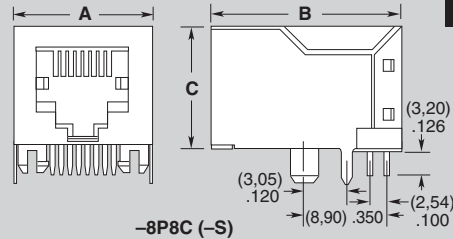
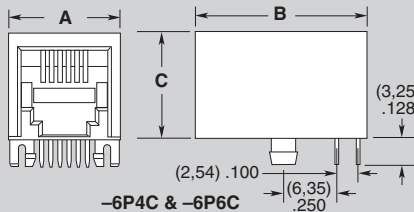
SHIELD OPTION

- 6P4C = 6 Positions 4 Contacts
- 6P6C = 6 Positions 6 Contacts
- 8P8C = 8 Positions 8 Contacts

- G = 15µ" (0,38 µm)
Gold on Mating Area,
Gold Flash on Tails
- E = 50µ" (1,27µm)
Gold on Mating Area,
Gold Flash on Tails

- (Leave Blank for Unshielded)
- S = Shielded (No Panel Grounds)
- S4 = Shielded with Top, Bottom and Side Panel Grounds

POSITIONS CONTACTS	A	B	C
-6PXC	(13,21) .520	(20,54) .809	(12,70) .500
-8P8C	(15,24) .600		
-6PXC (-S)	(13,94) .549	(21,20) .835	(13,60) .535
-8P8C (-S)	(15,98) .629		



APPLICATION SPECIFIC OPTION

Other plating options available. Call Samtec.

MODS - C -

POSITIONS CONTACTS

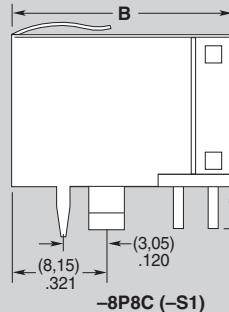
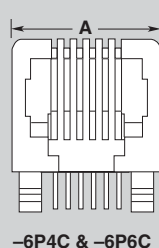
PLATING

SHIELD OPTION

- 6P4C = 6 Positions 4 Contacts
- 6P6C = 6 Positions 6 Contacts
- 8P8C = 8 Positions 8 Contacts

- G = 15µ" (0,38 µm)
Gold on Mating Area,
Gold Flash on Tails
- E = 50µ" (1,27µm)
Gold on Mating Area,
Gold Flash on Tails

- (Leave Blank for Unshielded)
- S = Shielded (No Panel Grounds)
- S1 = Shielded with Top and Bottom Panel Grounds



POSITIONS CONTACTS	A	B	C
-6PXC	(13,21) .520	(18,00) .709	(11,70) .461
-8P8C	(15,20) .598		
-6PXC (-S)	(14,00) .551	(18,80) .740	(12,20) .480
-8P8C (-S)	(15,90) .626		

Due to technical progress, all designs, specifications and components are subject to change without notice.

WWW.SAMTEC.COM