

Customer Information Sheet

DRAWING No.: M22-6003005

SHEET 2 OF 2

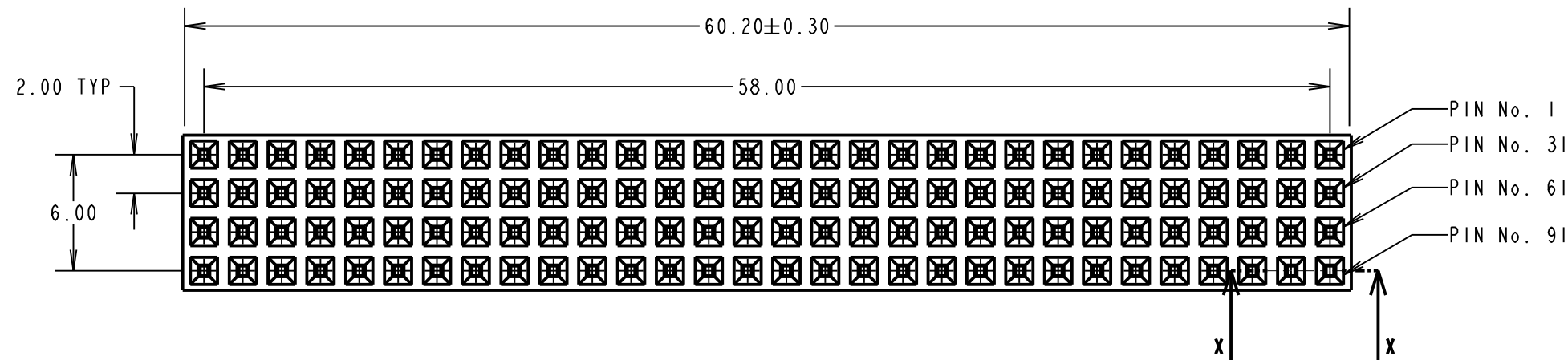
IF IN DOUBT - ASK

Ⓢ

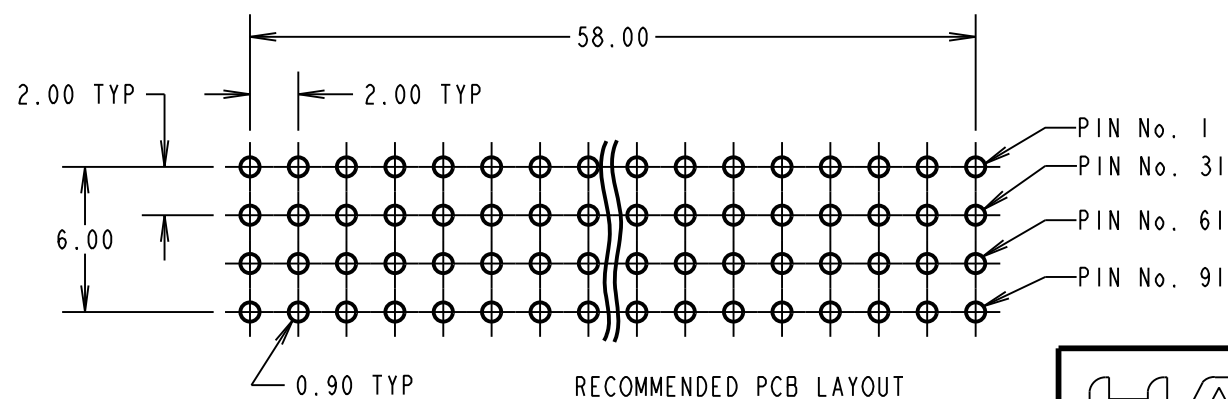
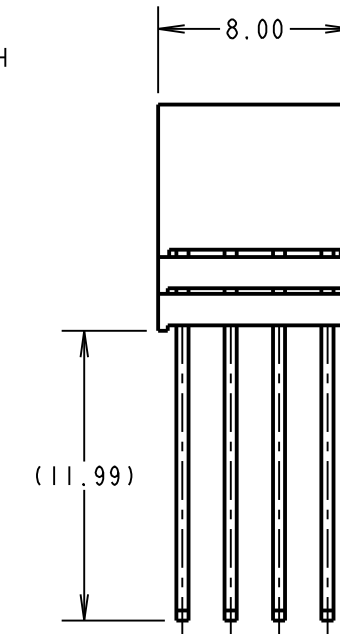
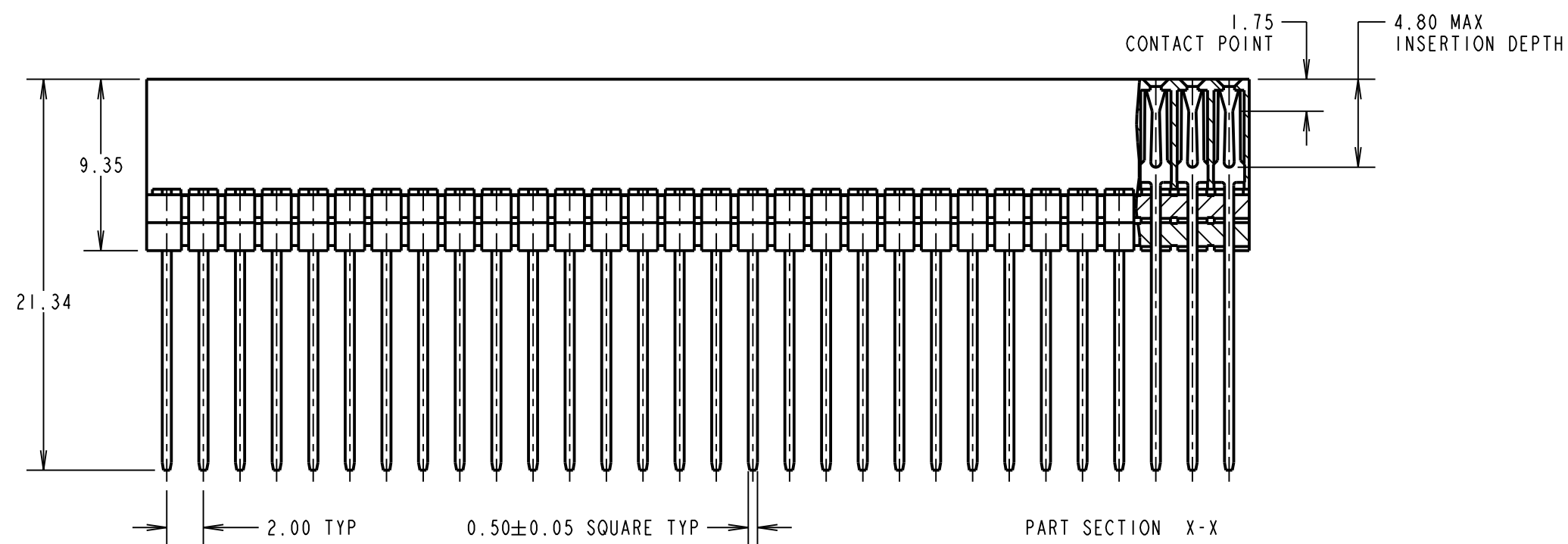
NOT TO SCALE

THIRD ANGLE PROJECTION

ALL DIMENSIONS IN mm



SPECIFICATIONS:
MATERIALS:
 MOULDING = NYLON 6T UL94V-0, BLACK
 CONTACTS = PHOSPHOR BRONZE
FINISH:
 CONTACTS = GOLD FLASH OVER NICKEL
ELECTRICAL:
 CONTACT RESISTANCE = 30mΩ MAX.
 INSULATION = 5000MΩ MIN.
 CURRENT RATING = 1A MAX
 VOLTAGE PROOF = 800V AC FOR 1 MINUTE
MECHANICAL:
 INSERTION FORCE = 2N/PIN MAX
 WITHDRAWAL FORCE = 0.3N/PIN MIN
ENVIRONMENTAL:
 TEMPERATURE RANGE = -55°C TO +105°C.
PACKING:
 TUBE
 FOR COMPLETE SPECIFICATIONS, SEE
 COMPONENT SPECIFICATION C039XX.



ORDER CODE:
M22-6003005
 No. OF CONTACTS PER ROW:
 30
 FINISH:
 05 = GOLD ALL OVER NICKEL

NOTES:
 1. ALL TOLERANCES ARE ±0.20 UNLESS OTHERWISE STATED.

SB	9	26.09.13	12212
NAME	ISS.	DATE	C/NOTE
APPROVED:		S.BENNETT	
CHECKED:		S.FLOWER	
DRAWN:		D.BECK	
CUSTOMER REF.:			
ASSEMBLY DRG:			

HARWIN
 www.harwin.com
 technical@harwin.com

THIS DRAWING AND ANY INFORMATION OR DESCRIPTIVE MATTER SET OUT HEREON ARE CONFIDENTIAL AND COPYRIGHT PROPERTY OF THE HARWIN GROUP AND MUST NOT BE DISCLOSED, LOANED, COPIED OR USED FOR MANUFACTURING, TENDERING OR FOR ANY OTHER PURPOSE WITHOUT THEIR WRITTEN PERMISSION.

TOLERANCES

X	= ±1mm
X.X	= ±0.25mm
X.XX	= ±0.10mm
X.XXX	= ±0.01mm
ANGLES = ±5°	
UNLESS STATED	

MATERIAL:
 SEE ABOVE
FINISH:
 SEE ABOVE
S/AREA:
 mm²

TITLE:
 PC104 PLUS CONNECTOR (STACKTHROUGH)
DRAWING NUMBER:
M22-6003005
 SHT 2 OF 2