


COUNT	DESCRIPTION OF REVISIONS	BY	CHKD	DATE	COUNT	DESCRIPTION OF REVISIONS	BY	CHKD	DATE
△					△				
△					△				


APPLICABLE STANDARD				
RATING	OPERATING TEMPERATURE RANGE	-55 °C TO 85 °C	STORAGE TEMPERATURE RANGE	°C TO °C
	VOLTAGE	250 V AC	OPERATING HUMIDITY RANGE	% TO %
	CURRENT	0.5 A	APPLICABLE CABLE	

**SPECIFICATIONS**

ITEM	TEST METHOD	REQUIREMENTS	QT	AT
------	-------------	--------------	----	----

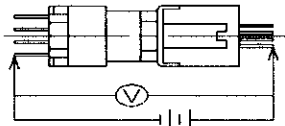
<b>CONSTRUCTION</b>				
GENERAL EXAMINATION	VISUALLY AND BY MEASURING INSTRUMENT.	ACCORDING TO DRAWING.	○	○
MARKING	CONFIRMED VISUALLY.		○	○

<b>ELECTRIC CHARACTERISTICS</b>				
CONTACT RESISTANCE	100 mA (DC OR 1000 Hz). 	35 mΩ MAX.	○	○
INSULATION RESISTANCE	500 V DC.	500 MΩ MIN.	○	○
VOLTAGE PROOF	500 V AC FOR 1 min.	NO FLASHOVER OR BREAKDOWN.	○	○

<b>MECHANICAL CHARACTERISTICS</b>				
INSERTION AND WITHDRAWAL FORCES	MEASURED BY APPLICABLE CONNECTOR.	31.4 N MIN. 117.6 N MAX.	○	-
MECHANICAL OPERATION	1000 TIMES INSERTIONS AND EXTRACTIONS. 	① CONTACT RESISTANCE: 35 mΩ MAX. ② NO DAMAGE, CRACK AND LOOSENESS, OF PARTS.	○	-
VIBRATION	FREQUENCY 10 TO 55 Hz, SINGLE AMPLITUDE 0.75 mm, — m/s <sup>2</sup> AT 2h, FOR 3 DIRECTIONS.	NO DAMAGE, CRACK AND LOOSENESS, OF PARTS.	○	-
SHOCK	490 m/s <sup>2</sup> DURATION OF PULSE 11 ms AT 3 TIMES FOR 6 DIRECTIONS.		○	-

<b>ENVIRONMENTAL CHARACTERISTICS</b>				
RAPID CHANGE OF TEMPERATURE	TEMPERATURE -55 → 5~35 → 85 → 5~35 °C TIME 30 → 2~3 → 30 → 2~3 min UNDER 5 CYCLES.	NO DAMAGE, CRACK AND LOOSENESS, OF PARTS.	○	-
DAMP HEAT (STEADY STATE)	EXPOSED AT 40 °C, 90~95 %, 96 h.	INSULATION RESISTANCE: 1 MΩ MIN. (AT HIGH HUMIDITY.) 100 MΩ MIN. (AT DRY.)	○	-
CORROSION SALT MIST	EXPOSED IN 5 % SALT WATER SPRAY FOR 48 h.	NO HEAVY CORROSION.	○	-
RESISTANCE TO SOLDERING HEAT	SOLDER TEMPERATURE, 260 ± 5 °C FOR IMMERSION, DURATION 10 ± 1 S.	NO DEFORMATION OF CASE AND EXCESSIVE LOOSENESS OF THE TERMINALS.	○	-
SOLDERABILITY	SOLDERED AT SOLDER TEMPERATURE, 245 ± 2 °C FOR IMMERSION, DURATION 3 ± 1 S.	MIN. 95 % OF SOLDER IMMersed AREA SHALL BE COVERED NEW SOLDER COATING.	○	-

NOTE.  MEASUREMENT POINT OF CONTACT RESISTANCE



REMARKS	DRAWN	DESIGNED	CHECKED	APPROVED	RELEASED
	<i>T. Hamezu</i>	<i>T. Hamezu</i>	<i>Y. Enami</i>	<i>H. Minoda</i>	
Unless otherwise specified, refer to JIS C 5402.	03/10/21	03/10/21	03.10.22	03.10.22	

Note QT:Qualification Test AT:Assurance Test ○:Applicable Test				
<b>HRS</b> HIROSE ELECTRIC CO., LTD.	SPECIFICATION SHEET	PART NO.	DX20BM-100S(50)	
CODE NO.(OLD)	DRAWING NO.	CODE NO.	1/1	
CL	ELC4-041447-01	CL230-5022-9-50		

TO  
Q