

Power cable - SAC-2P-MINMR/ 2,0-U20 - 1416764

Please be informed that the data shown in this PDF Document is generated from our Online Catalog. Please find the complete data in the user's documentation. Our General Terms of Use for Downloads are valid (<http://phoenixcontact.com/download>)




Power cable, 2-position, PVC, yellow, Plug angled 7/8"-16UNF, A - standard, on free cable end, A - standard, cable length: 2 m

Why buy this product

- ✓ Easy and safe: 100% electrically tested plug-in components
- ✓ High-performance: connectors and cables with a large conductor cross section for power supply

Key Commercial Data

| | |
|--------------|---------------------------------------------------------------------------------------------------------|
| Packing unit | 1 STK |
| GTIN |  4 055626 223339 |
| GTIN | 4055626223339 |

Technical data

Dimensions

| | |
|-----------------|-----|
| Length of cable | 2 m |
|-----------------|-----|

Ambient conditions

| | |
|---------------------------------|-----------------------------------|
| Ambient temperature (operation) | -20 °C ... 105 °C (Plug / socket) |
| Degree of protection | IP68 |

General

| | |
|-----------------------|----------------------|
| Rated current at 40°C | 13 A |
| Rated voltage | 600 V AC 600 V DC |
| Number of positions | 2 |
| Color handle area | yellow |
| Insulation resistance | ≥ 100 MΩ |
| Coding | A - standard |
| Status display | No |

Power cable - SAC-2P-MINMR/ 2,0-U20 - 1416764

Technical data

General

| | |
|------------------------------|-------------------------|
| Protective circuit/component | Unwired |
| Insertion/withdrawal cycles | 100 |
| Torque | 10 lb _F -in. |
| | 1.12 Nm |

Material

| | |
|--------------------------|-------------------|
| Contact material | CuZn |
| Contact surface material | AU |
| Contact carrier material | PVC |
| Material of grip body | PVC |
| Material, knurls | Anodized aluminum |

Cable

| | |
|-----------------------------------------------|--------------------------------------------------|
| Cable type | Yellow, STOOW |
| Cable abbreviation | U20 |
| AWG signal line | 16 |
| Conductor cross section signal conductor | 2 x AWG 16 |
| Conductor cross section voltage supply | 65 x AWG 32 |
| Wire colors | White 1, black 2 |
| External sheath, color | yellow |
| External cable diameter | 9.40 mm |
| Minimum bending radius, fixed installation | 4 x D |
| Minimum bending radius, flexible installation | 12.5 x D |
| Outer sheath, material | PVC |
| Conductor material | Bare Cu litz wires |
| Nominal voltage, cable | 600 V |
| Flame resistance | UL 1581, FT2 |
| Resistance to oil | Premium oil resistance (jacket and conductor) |
| Other resistance | UV resistant (720 h) UL 2556 |
| Ambient temperature (operation) | -40 °C ... 105 °C (cable, fixed installation) |
| | -30 °C ... 105 °C (cable, flexible installation) |

Standards and Regulations

| | |
|-------------------|-----------------------------------------------|
| Flame resistance | UL 1581, FT2 |
| Resistance to oil | Premium oil resistance (jacket and conductor) |
| Other resistance | UV resistant (720 h) UL 2556 |

Environmental Product Compliance

| | |
|------------|-----------------------------------------------------------------------------------------------------|
| China RoHS | Environmentally Friendly Use Period = 50 |
| | For details about hazardous substances go to tab "Downloads", Category "Manufacturer's declaration" |


Drawings

Power cable - SAC-2P-MINMR/ 2,0-U20 - 1416764

Dimensional drawing



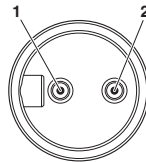
Circuit diagram



Contact assignment of 7/8" plug

7/8"-16UNF plug, angled

Schematic diagram



Pin assignment, plug, 7/8"-16UNF, 2-pos., view of male side

Phoenix Contact 2018 © - all rights reserved
<http://www.phoenixcontact.com>

PHOENIX CONTACT GmbH & Co. KG
Flachsmarktstr. 8
32825 Blomberg
Germany
Tel. +49 5235 300
Fax +49 5235 3 41200
<http://www.phoenixcontact.com>