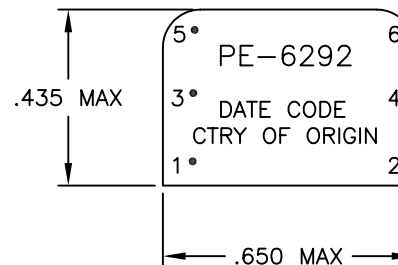


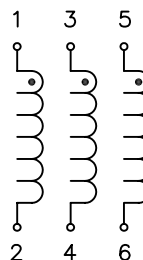
NOTES: UNLESS OTHERWISE SPECIFIED

1. PLASTIC: THERMOSET PLASTIC MATERIAL WITH FLAMMABILITY RATING UL 94V-0 OR BETTER.
2. SOLDERABILITY: CONFORMS TO ANSI/J-STD-002, 245° REFLOW PEAK TEMPERATURE PER IPC/EIA J-STD-003A.
3. OPERATING TEMPERATURE: 0°C TO +70°C
4. STORAGE TEMPERATURE: -20°C TO +125°C
5. JEDEC MOISTURE: LEVEL 1.
6. DIMENSIONS ARE IN INCHES WITH THE FOLLOWING TOLERANCES:
.XX= ±.02 .XXX= ±.010

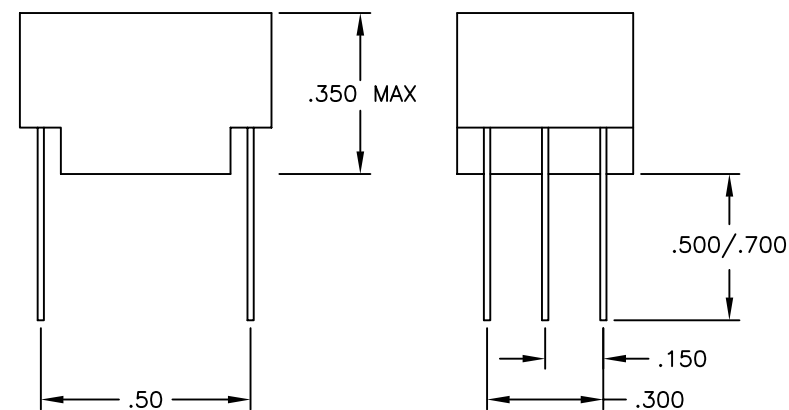


ELECTRICAL CHARACTERISTICS AT +25°C UNLESS OTHERWISE SPECIFIED
(FOR REFERENCE ONLY. USED FOR CUSTOMER INFORMATION.)

PARAMETER	SPECIFICATIONS
OPERATING TEMP	0°C - 70°C
URNS RATIO	1 : 1 : 1 ±10%
POLARITY	PER SCHEMATIC
PRIMARY INDUCTANCE	(1-2) = 1.0 MH MIN. AT .08 VRMS, 1 KC
LEAKAGE INDUCTANCE (1-2) TO (3-4) SHORTED (1-2) TO (5-6) SHORTED	0.7 uH MAX. AT 100 KHz, .02 VRMS
COUPLING CAPACITANCE (1-2) TO (3-4) (1-2) TO (5-6)	75 pF MAX AT 100 KHz, .02 VRMS
INSULATION RESISTANCE (1-2) TO (3-4) (3-4) TO (5-6) (1-2) TO (5-6)	10 KM OHMS AT 500 VDC
BETWEEN CHANNEL ISOLATION	700 VRMS, 60S FOR 1 MINUTE



SCHEMATIC



FINAL OUTLINE
FIGURE 3

PULSE CONFIDENTIAL & PROPRIETARY	PRODUCT DESCRIPTION	PS DRAWING	SHEET:	DWG. NO./ PART NO.	REV.
		XFMR,SGL,DIL,1:1:1,1MH,40V	-	1	PE-6292