


NOTES:

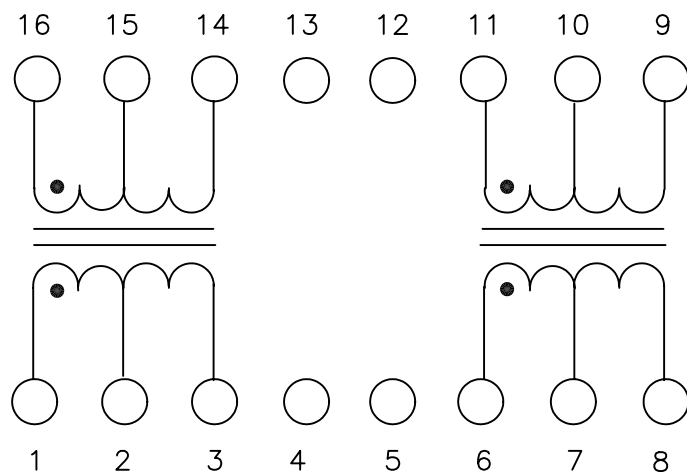
1. ROHS COMPLIANT
2. HEADER: DAP (DIALLYL PHTHALATE) WITH FLAMMABILITY RATING UL 94V-0 OR BETTER.
3. STORAGE TEMPERATURE: -20°C TO +125°C
4. COMPLIANCE TO J-STD:
 - A. J-STD-002: SOLDERABILITY AT 245°C REFLOW PROFILE
 - B. J-STD-020: LEVEL 1, NO MOISTURE SENSITIVE
 - C. J-STD-075: R7, 245°C MAXIMUM THROUGH REFLOW SOLDER
5. TO ORDER TAPE & REEL PACKAGING ADD A "T" SUFFIX TO THE PART NUMBER(i.e E2457FNL BECOMES E2457FNLT).



FINAL OUTLINE

© Copyright, 2014. Pulse Electronics Corp. All rights reserved. Pulse confidential & proprietary. (06/12/14)

PRODUCT DESCRIPTION	TLA DRAWING	PS DRAWING	SHEET	PART NO.	DATASHEET REV.
XFMR,SIN,10D,1:1.414 SM,TU	E2457FNL-10	PS-2005.002-D	1 OF 3	E2457FNL	A

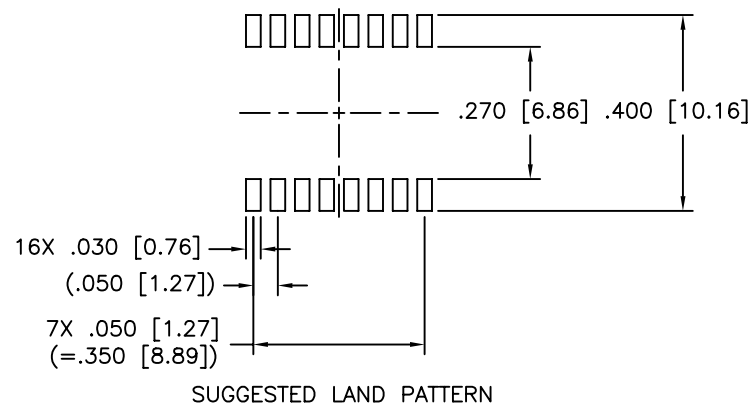


SCHEMATIC

ELECTRICAL CHARACTERISTICS AT +25°C UNLESS OTHER SPECIFIED
MEETS IEEE 802.3 SPECIFICATION

PARAMETER	SPECIFICATIONS
OPERATING TEMPERATURE	0°C ~ 70°C
POLARITY	PER SCHEMATIC
URNS RATIO	(1-3) : (14-16) = 1CT:1CT ±1% (6-8) : (9-11) = 1CT:1.414CT ±5%
CAPACITANCE WINDING TO WINDING	12 pF MAX (AT 100 KHz 20 mVRMS)
DC RESISTANCE	0.3 OHMS MAX
LEAKAGE INDUCTANCE	0.2 uH MAX
INPUT – OUTPUT ISOLATION	1500 VRMS MIN @ 60 SECONDS

PRODUCT DESCRIPTION	TLA DRAWING	PS DRAWING	SHEET	PART NO.	DATASHEET REV.
XFMR,SIN,10D,1:1.414 SM,TU	E2457FNL-10	PS-2005.002-D	2 OF 3	E2457FNL	A



DIMENSIONS ARE IN INCHES [MILLIMETERS] WITH THE FOLLOWING TOLERANCES: [MILLIMETERS] ARE FOR REFERENCE ONLY.
 .XX= ±.01 [±0.25]
 .XXX= ±.005 [±0.13]

© Copyright, 2014. Pulse Electronics Corp. All rights reserved. Pulse confidential & proprietary. (06/12/14)

PRODUCT DESCRIPTION	TLA DRAWING	PS DRAWING	SHEET	PART NO.	DATASHEET REV.
XFMR,SIN,10D,1:1.414 SM,TU	E2457FNL-10	PS-2005.002-D	3 OF 3	E2457FNL	A