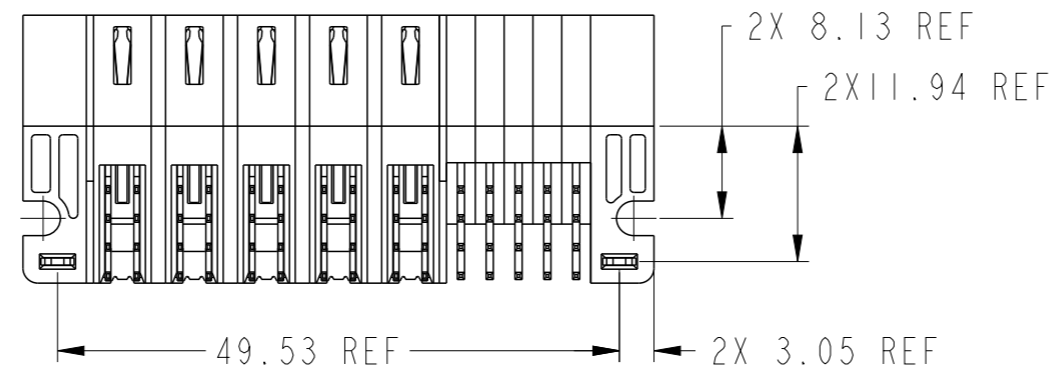
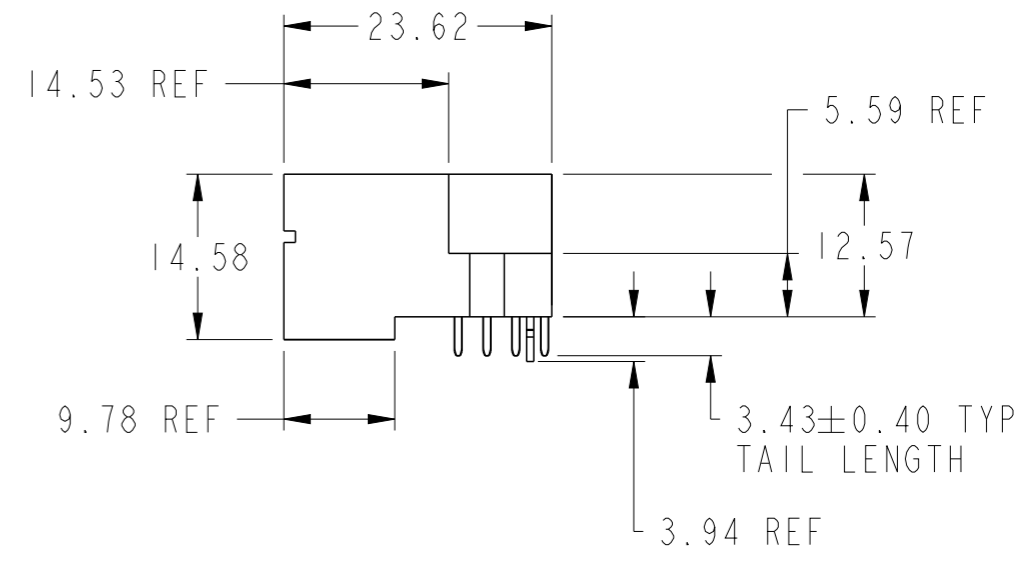
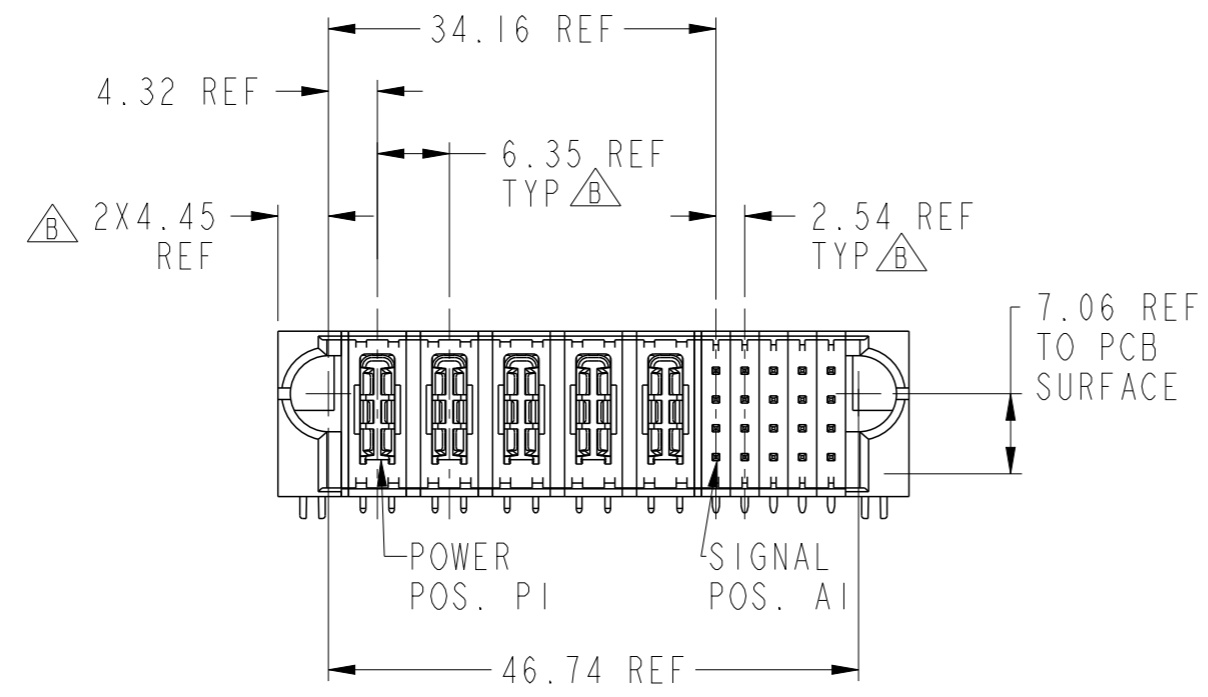
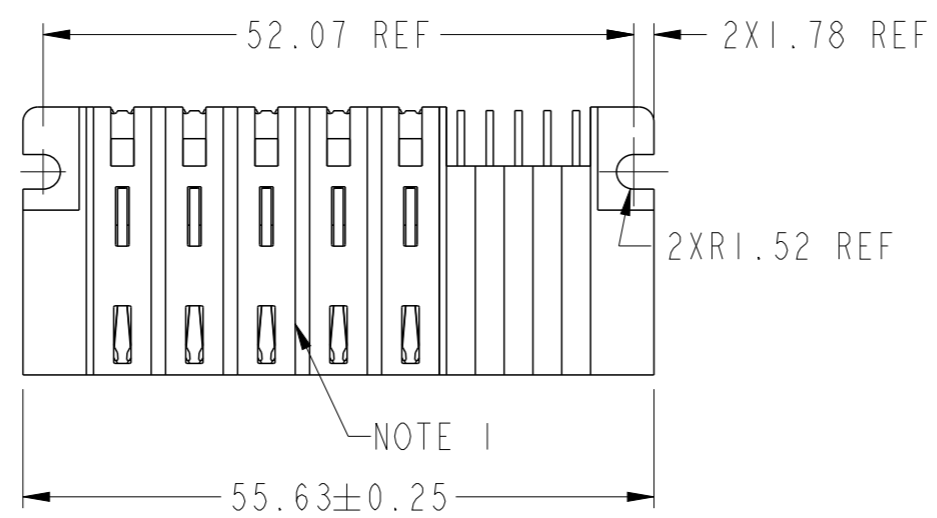


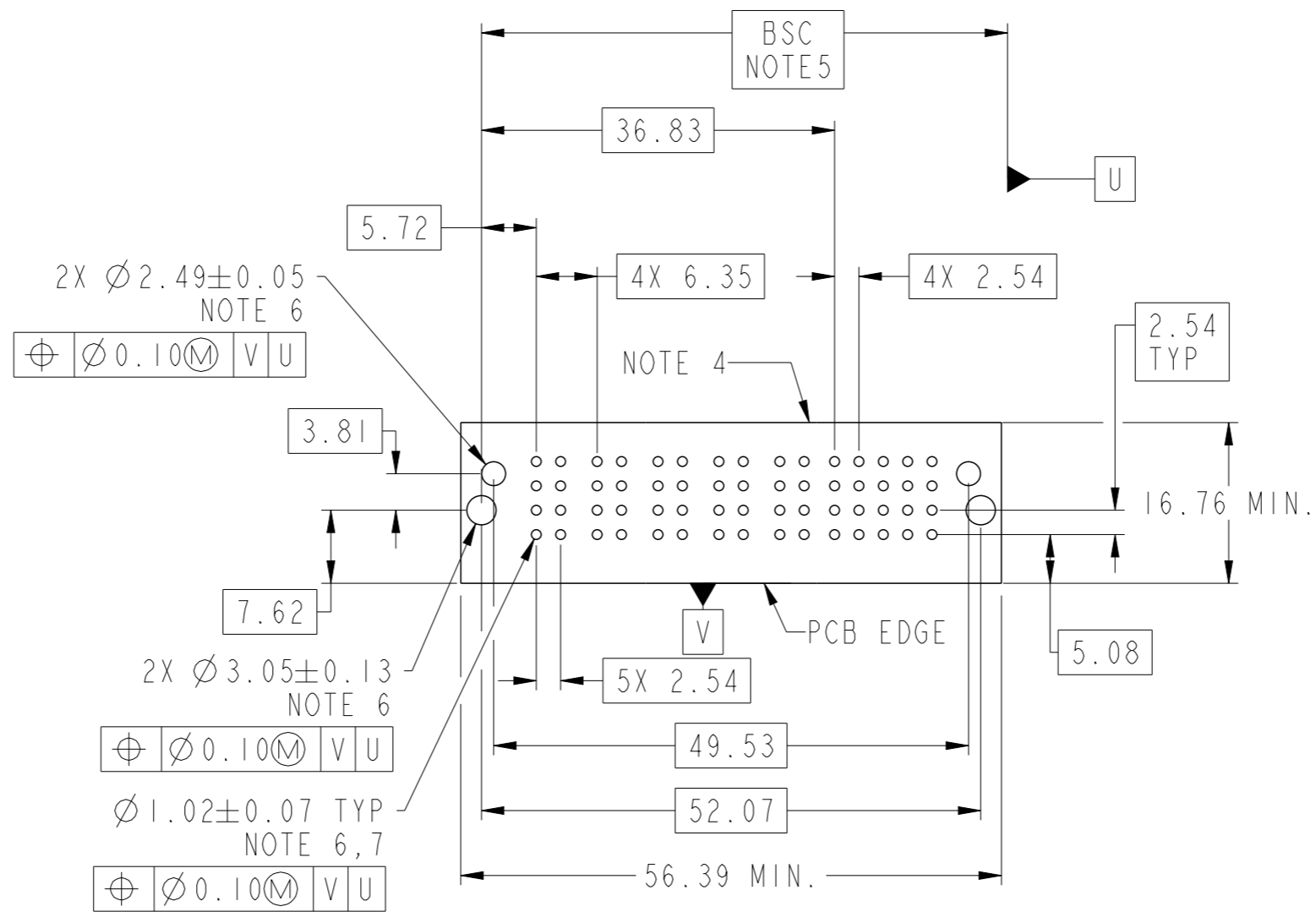
PART NUMBER 10106124-5005001LF



Copyright FCI.

spec ref	*	dr	Peng-Bing Fu	2012/03/31	projection	MM	size	A3	scale	3:2
tolerance std	ASME Y14.5	eng	Peng-Bing Fu	2012/11/14			ecn no	ELX-DG-013143-1	rel level	Released
TOLERANCES UNLESS OTHERWISE SPECIFIED		chr	Shao-Qi Kuang	2012/11/15						
surface	<input checked="" type="checkbox"/> linear <input type="checkbox"/> angular	0.X ±0.5 0.XX ±0.25 0.XXX ±0.10			5HP + 20S RA STB HEADER		dwg no 10106124-5005001	rev B		
ASME Y14.5	angular	0° ±2°	www.fci.com	cat. no.	Product - Customer Drw			sheet 1 of 3		

PRODUCT NO.	ROWS	HIGH POWER					SIGNAL					E2
		E1	P1	P2	P3	P4	P5	1	2	3	4	
10106124-5005001LF	DCBA	HA	H1	H1	H1	H1	H1	UUUUU	UUUUU	UUUUU	UUUUU	UUUUU
								GGGGG	GGGGG	GGGGG	GGGGG	GGGGG
								FFFFF	FFFFF	FFFFF	FFFFF	FFFFF
								EEEEEE	EEEEEE	EEEEEE	EEEEEE	EEEEEE



CODE	DESCRIPTION
E	MLBF SIGNAL CONTACT, ROW A (3.43)
F	MLBF SIGNAL CONTACT, ROW B (3.43)
G	MLBF SIGNAL CONTACT, ROW C (3.43)
HI	STD HIGH POWER CONTACT (3.43)
HA	METAL HOLD DOWN
U	STD SIGNAL CONTACT, ROW D (3.43)

dr	Peng-Bing Fu	2012/03/31	projection	MM	size	A3	scale	3:2
eng	Peng-Bing Fu	2012/11/14			ecn no	ELX-DG-013143-1	rel level	Released
chr	Shao-Qi Kuang	2012/11/15						
appr	Pei-Ming Zheng	2012/11/15	product family	PwrBlade+				
			title 5HP + 20S RA STB HEADER		dwg no 10106124-5005001	rev B		
www.fci.com			cat. no.	Product - Customer Drw		sheet 2 of 3		

Copyright FCI.

NOTES:

- 1) "FCI", PART NUMBER AND DATE CODE TO BE MARKED ON THIS SURFACE.
THE P/N CAN BE OMITTED IF THERE IS NOT ENOUGH SPACE ON THIS SURFACE.
- 2) MATERIALS:
-HOUSING - GLASS FILLED WITH HIGH TEMP THERMOPLASTIC, UL94V-0.
-SIGNAL CONTACT - COPPER ALLOY.
-POWER CONTACT - HIGH CONDUCTIVITY COPPER ALLOY.
- 3) PLATING SPECIFICATION REFER TO FCI 10116351
- 4) DENOTES CONNECTOR KEEP OUT ZONE.
- 5) DATUM AND BASIC DIMENSIONS WERE ESTABLISHED BY CUSTOMER.
- 6) ALL HOLE DIAMETERS ARE FINISHED HOLE SIZES.
- 7) 1.15 ± 0.025 MM DRILLED HOLE PLATED WITH 0.00762MM MIN Sn
OVER 0.0254-0.0762MM Cu PLATING TO ACHIEVE A 1.02 ± 0.07 MM HOLE.
- 8) PRODUCT SPECIFICATION REFER TO FCI GS-12-658.
APPLICATION SPECIFICATION REFER TO FCI GS-20-141.
PRODUCT PACKAGED IN TRAYS, REFER TO FCI GS-14-1502.
- $\triangle B$ 9) A $\triangle B$ SYMBOL WILL BE NEXT TO ANY DIMENSION, VIEW, OR NOTE WHICH HAS BEEN MODIFIED WITH THE CURRENT DRAWING REVISION.



Copyright FCI.

dr	Peng-Bing Fu	2012/03/31	projection 	MM 	size	A3	scale	3:2	
eng	Peng-Bing Fu	2012/11/14			ecn no	ELX-DG-013143-1			
chr	Shao-Qi Kuang	2012/11/15			product family	PwrBlade+	rel level	Released	
appr	Pei-Ming Zheng	2012/11/15							
		title 5HP + 20S RA STB HEADER			dwg no 10106124-5005001	rev B			
www.fci.com		cat. no.	Product - Customer Drw			sheet 3 of 3			