




LSEM-120-01-L-DH-A-N-K-TR



LSEM SERIES

(0.80 mm) .0315"

# HIGH-SPEED HERMAPHRODITIC STRIP

## SPECIFICATIONS

For complete specifications and recommended PCB layouts see [www.samtec.com?LSEM](http://www.samtec.com?LSEM)

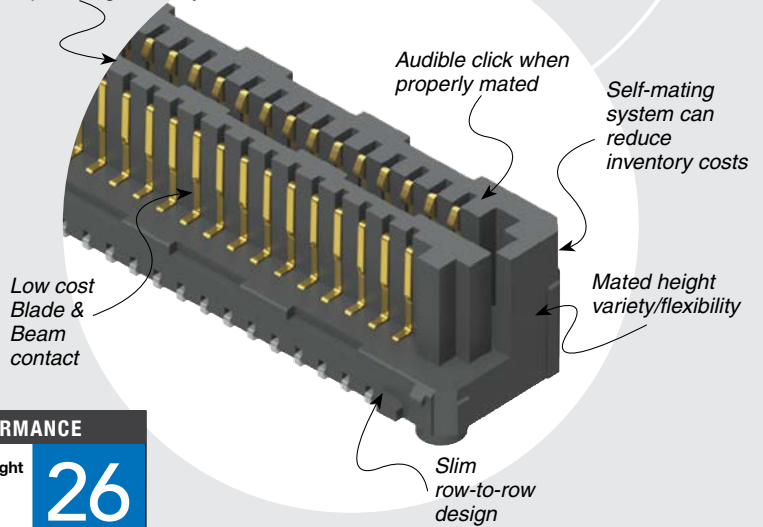
**Insulator Material:**  
Black Liquid Crystal Polymer  
**Contact Material:**  
Phosphor Bronze  
**Plating:**  
Au or Sn over  
50 μm (1.27 μm) Ni  
**Current Rating:**  
1.8 A per pin  
(2 adjacent pins powered)  
**Operating Temp Range:**  
-55 °C to +125 °C  
**RoHS Compliant:**  
Yes

Mates with:  
LSEM

**RUGGEDIZED**  
BY SAMTEC

- High retention contacts
- Audible click when mated
- Shrouded

High-speed/High-density



## PROCESSING

**Lead-Free Solderable:**  
Yes  
**SMT Lead Coplanarity:**  
(0.10 mm) .004" max  
**Board Stacking:**  
For applications requiring two or more connectors per board, contact [ipg@samtec.com](mailto:ipg@samtec.com)

## HIGH-SPEED CHANNEL PERFORMANCE

LSEM-DV/LSEM-DV @ 10 mm Mated Stack Height  
Rating based on Samtec reference channel.  
For full SI performance data visit [Samtec.com](http://Samtec.com)  
or contact [SIG@samtec.com](mailto:SIG@samtec.com)

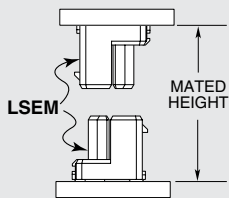
**26**  
Gbps

## RECOGNITIONS

For complete scope of recognitions see [www.samtec.com/quality](http://www.samtec.com/quality)



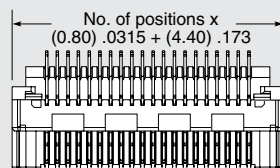
## APPLICATION



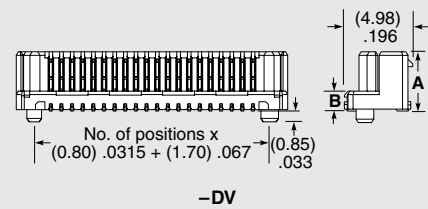
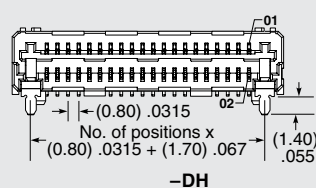
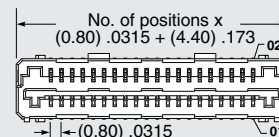
LEAD STYLE	MATED HEIGHT*
-03.0 & -03.0	(6.00) .236
-03.0 & -04.0	(7.00) .276
-04.0 & -04.0	(8.00) .315
-03.0 & -06.0	(9.00) .354
-04.0 & -06.0	(10.00) .394
-06.0 & -06.0	(12.00) .472

\*Processing conditions will affect mated height.

<b>LSEM</b>	<b>1</b>	<b>NO. PINS PER ROW</b>	<b>LEAD STYLE</b>	<b>PLATING OPTION</b>	<b>TAIL OPTION</b>	<b>A</b>	<b>N</b>	<b>K</b>	<b>TR</b>
		<b>20, 30, 40, 50</b>	<b>Specify LEAD STYLE from chart</b>	<b>-F</b> = Gold flash on contact, Matte Tin on tail <b>-L</b> = 10 μm (0.25 μm) Gold on contact, Matte Tin on tail	<b>-DV</b> = Vertical <b>-DH</b> = Right-angle (Lead style -01 only)			<b>-K</b> = (5.50 mm) .217" DIA Polyimide film Pick & Place Pad	<b>-TR</b> = Tape & Reel



LEAD STYLE	A	B
-01 (-DH only)	NA	NA
-03.0	(4.45) .175	(1.50) .059
-04.0	(5.45) .215	(2.50) .098
-06.0	(7.45) .293	(4.50) .177



**Note:** Some lengths, styles and options are non-standard, non-returnable.