

PRODUCT NUMBER
SEE TABLE

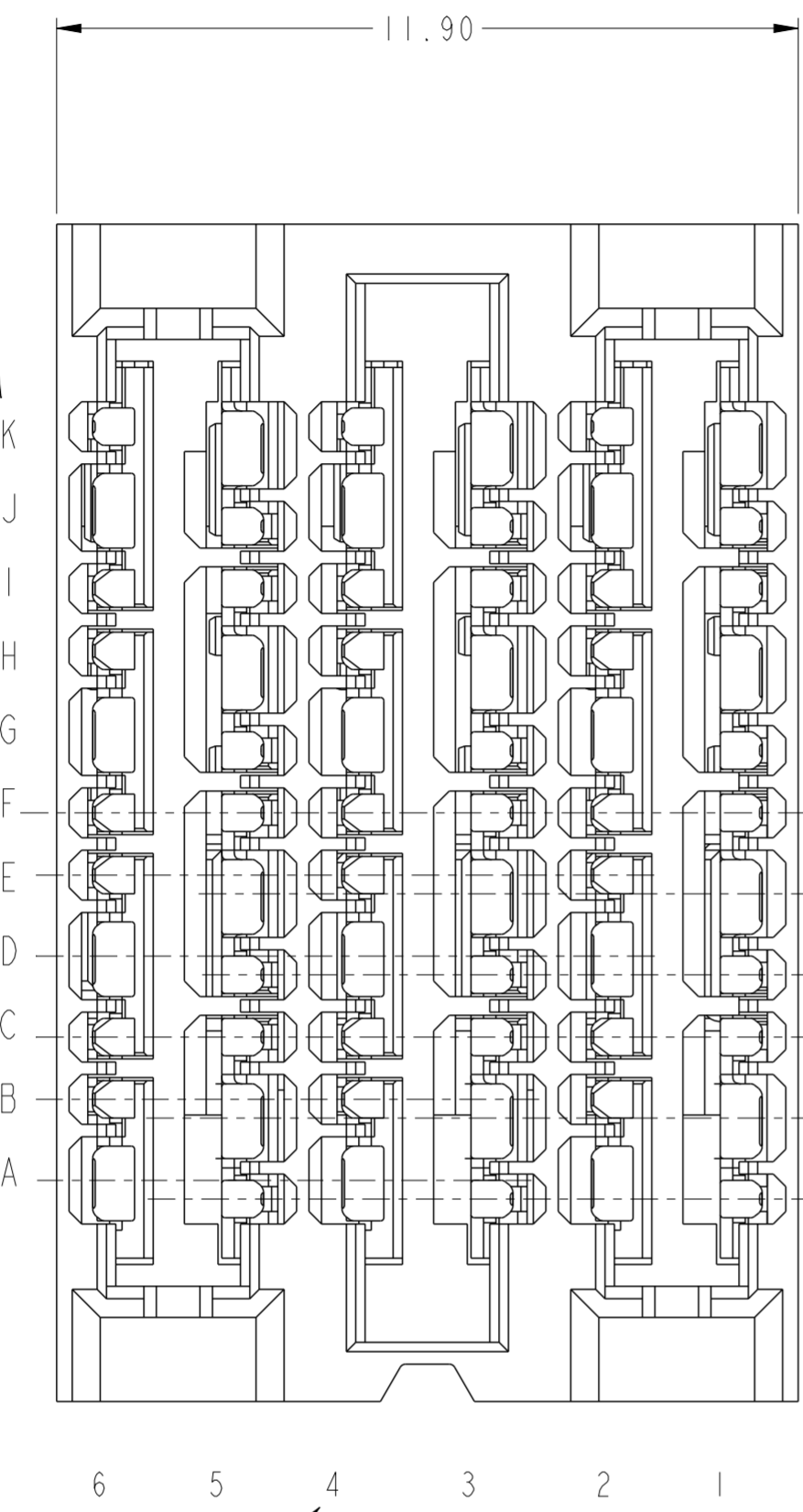
EVEN COLUMN
CONTACT ROW ID

3X 1
SIGNAL
PAIR
CENTERS

3X 3.6
SIGNAL
CENTERS

3X 3.6
GROUND
CENTERS

1.3
ROW A TO
FIRST SIGNAL



COLUMN ID

10128347-101LF
STANDARD MATE RECEPTACLE

ODD COLUMN
CONTACT ROW ID
ODD & EVEN COLUMNS
ARE OFFSET

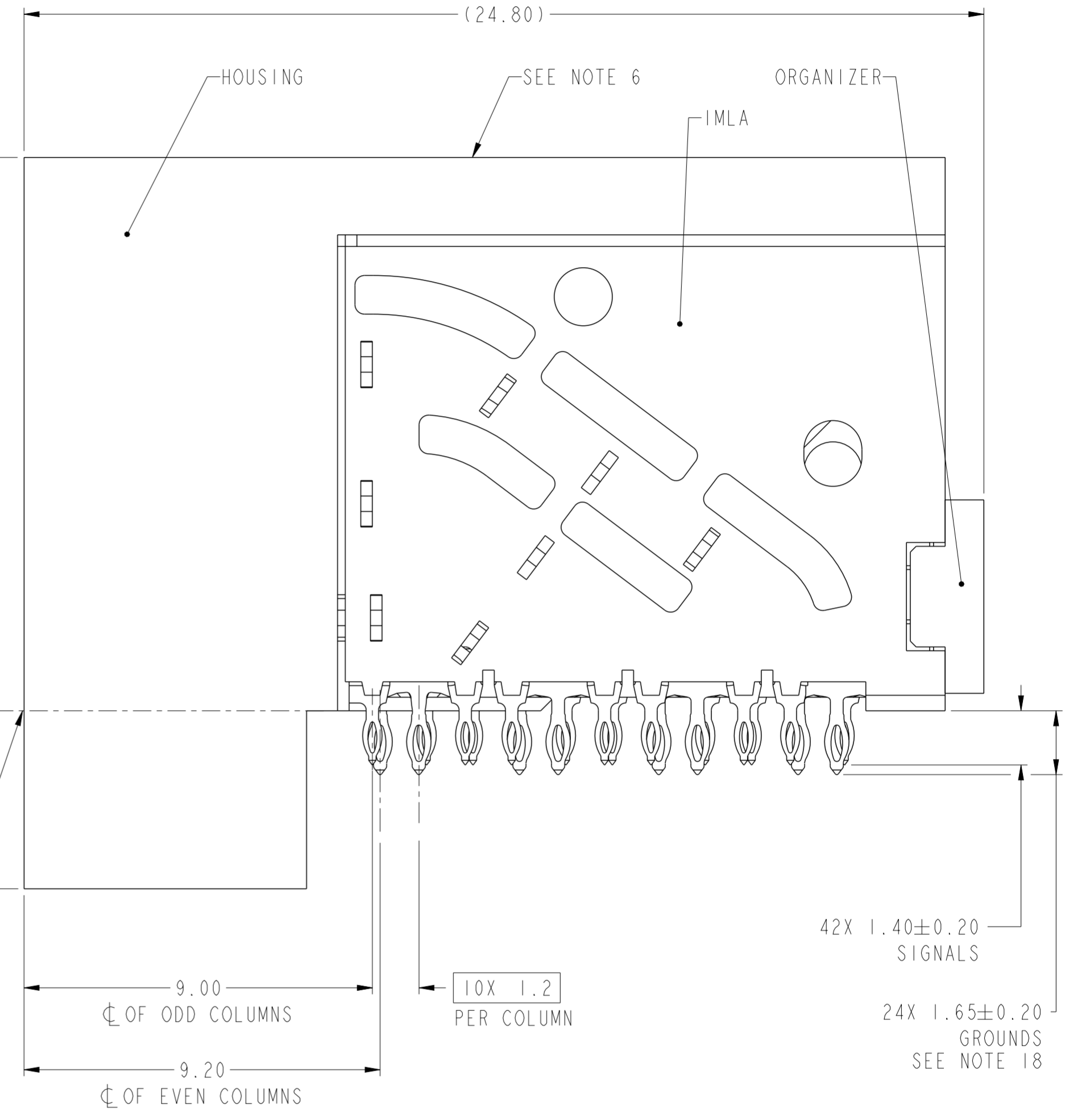
3X 1
SIGNAL
PAIR
CENTERS

3X 3.6
GROUND
CENTERS

3X 3.6
SIGNAL
CENTERS

1.3
ROW A TO
FIRST GROUND

TOP SURFACE
OF DAUGHTER CARD



Amphenol
FCi

© 2016 AFci

spec ref	SEE NOTES	dr	Daniel Xiao	2014/03/20	projection	MM	size	A2	scale	7:1										
tolerance std	TOLERANCES UNLESS OTHERWISE SPECIFIED	eng	Peng-Bing Fu	2017/10/25			ecn no	ELX-DG-28218-1	rel level	Released										
ASME Y14.5M		chr	Justin Chen	2017/11/29																
		appr	Heaven Cen	2017/11/30																
surface	<table border="1"> <tr> <td>linear</td> <td>0.X</td> <td>±.3</td> </tr> <tr> <td></td> <td>0.XX</td> <td>±.10</td> </tr> <tr> <td></td> <td>0.XXX</td> <td>±.050</td> </tr> <tr> <td>angular</td> <td>0°</td> <td>±°</td> </tr> </table>	linear	0.X	±.3		0.XX	±.10		0.XXX	±.050	angular	0°	±°			Amphenol FCI title ExaMAX R.A. RECEPTACLE ASS'Y, 3 PR, 66 POS, 6 IMLA		product family ExaMax	cat. no. 10128347	rev B
linear	0.X	±.3																		
	0.XX	±.10																		
	0.XXX	±.050																		
angular	0°	±°																		
Product - Customer Drw							sheet 1 of 10													

PDS: Rev :B

STATUS:Released

Printed: Dec 01, 2017

1 2 3 4 5 6 7 8

A

B

C

D

E

F

A

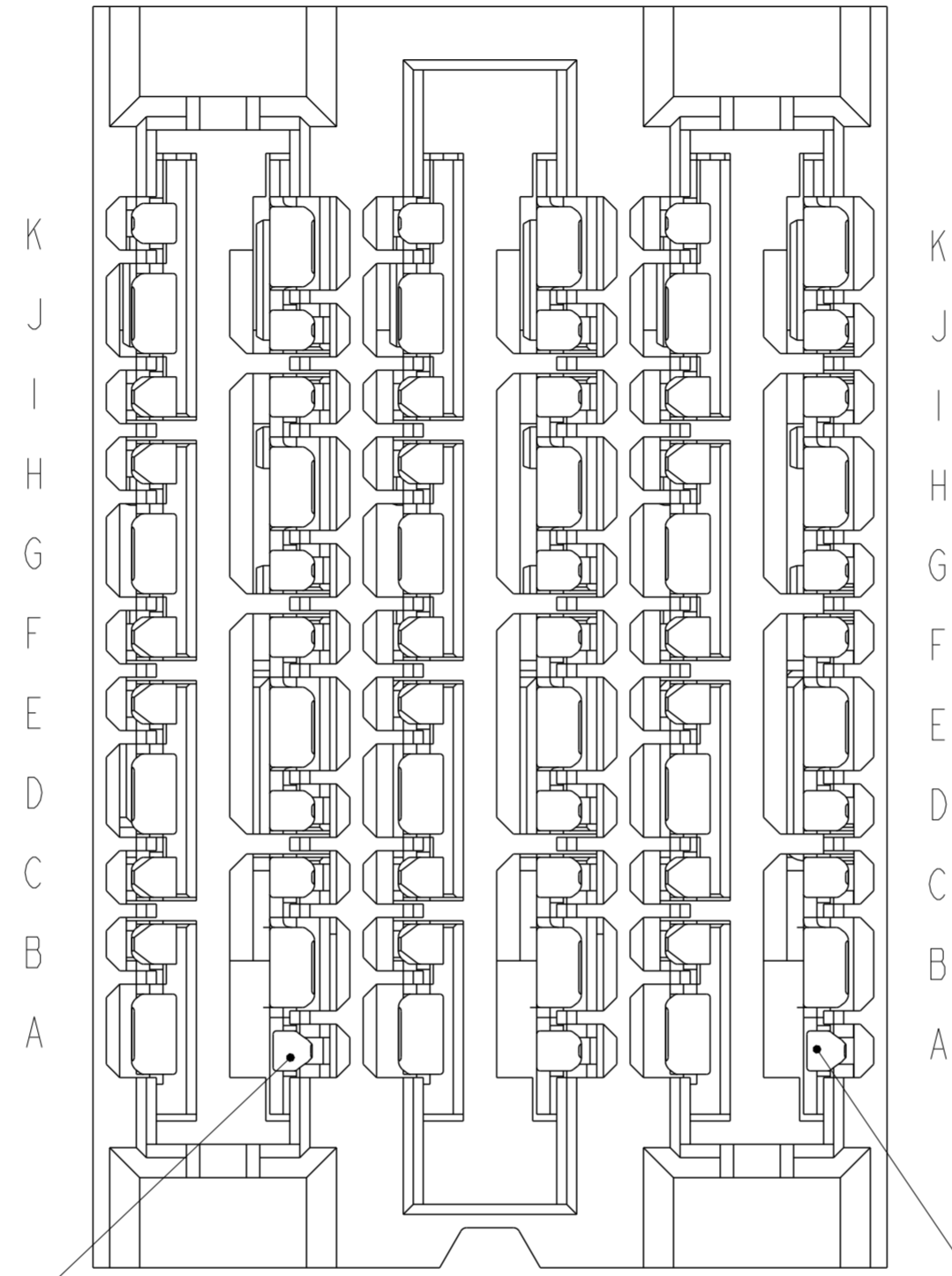
B

C

D

E

F



ADVANCED MATE
POSITION A5
SEE NOTE 13

ADVANCED MATE
POSITION A1
SEE NOTE 13

10128347-201LF
ADVANCED MATE RECEPTACLE
 ADVANCED MATE POSITIONS ARE POSITIONS A1 AND A5 ONLY
 FOR ALL DIMENSIONS SEE 10128347-101LF ON SHEET 1

Amphenol
FCi

© 2016 AFci

spec ref	SEE NOTES	dr	Daniel Xiao	2014/03/20	projection	MM	size	A2	scale	7:1									
tolerance std	TOLERANCES UNLESS OTHERWISE SPECIFIED	eng	Peng-Bing Fu	2017/10/25			ecn no	ELX-DG-28218-1											
ASME Y14.5M		chr	Justin Chen	2017/11/29			rel level	Released											
		appr	Heaven Cen	2017/11/30			product family	ExaMax											
surface	<table border="1"> <tr> <td>linear</td> <td>0.X</td> <td>±.3</td> </tr> <tr> <td></td> <td>0.XX</td> <td>±.10</td> </tr> <tr> <td></td> <td>0.XXX</td> <td>±.050</td> </tr> <tr> <td>angular</td> <td>0°</td> <td>±°</td> </tr> </table>	linear	0.X	±.3		0.XX	±.10		0.XXX	±.050	angular	0°	±°	Amphenol FCi	title ExaMAX R.A. RECEPTACLE ASS'Y, 3 PR, 66 POS, 6 IMLA			dwg no 10128347	rev B
linear	0.X	±.3																	
	0.XX	±.10																	
	0.XXX	±.050																	
angular	0°	±°																	
		cat. no.	Product - Customer Drw			sheet 2 of 10													

1 2 3 4 5 6 7 8

A

B

C

D

E

F

A

B

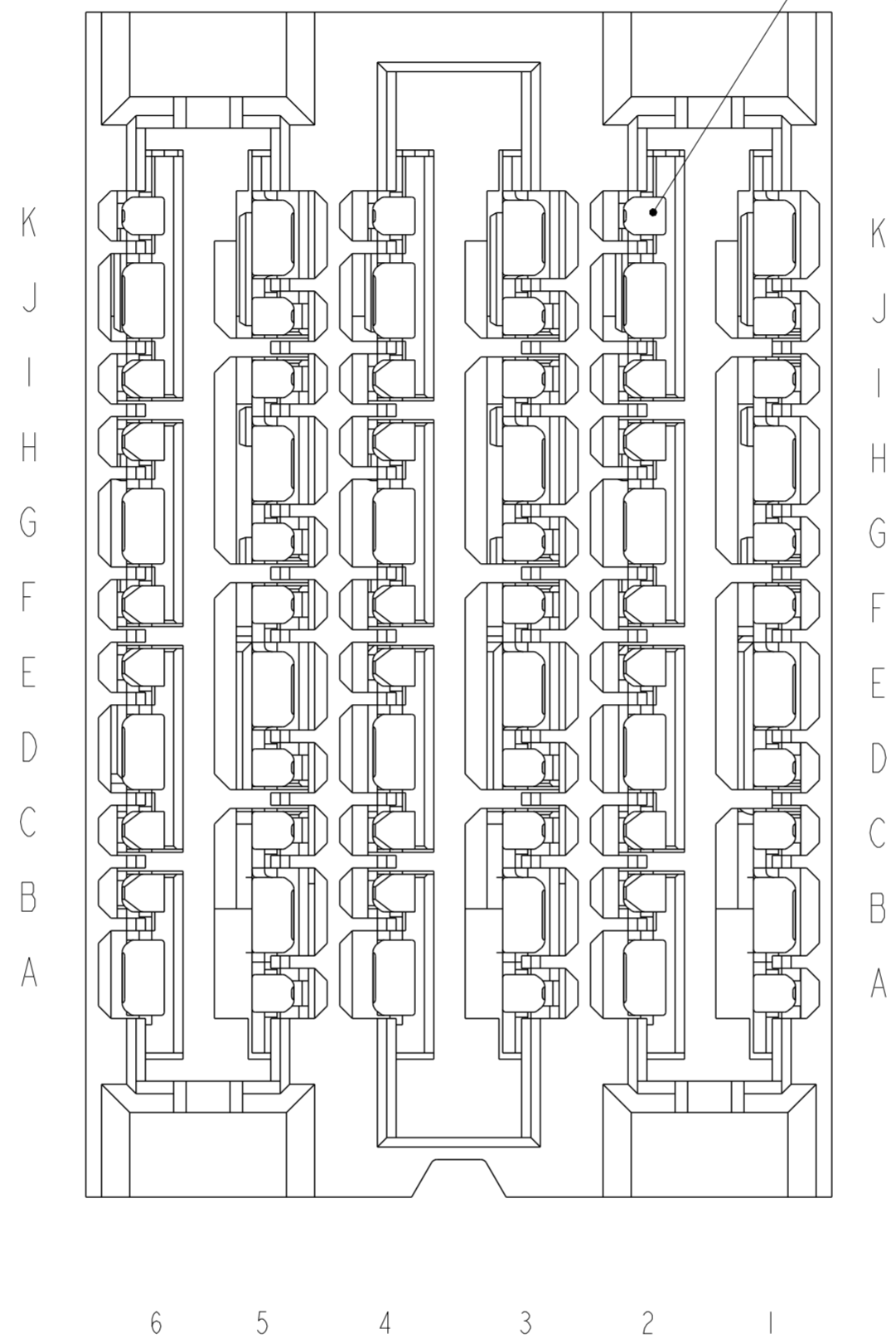
C

D

E

F

SHORT DETECT
POSITION K2
SEE NOTE 14

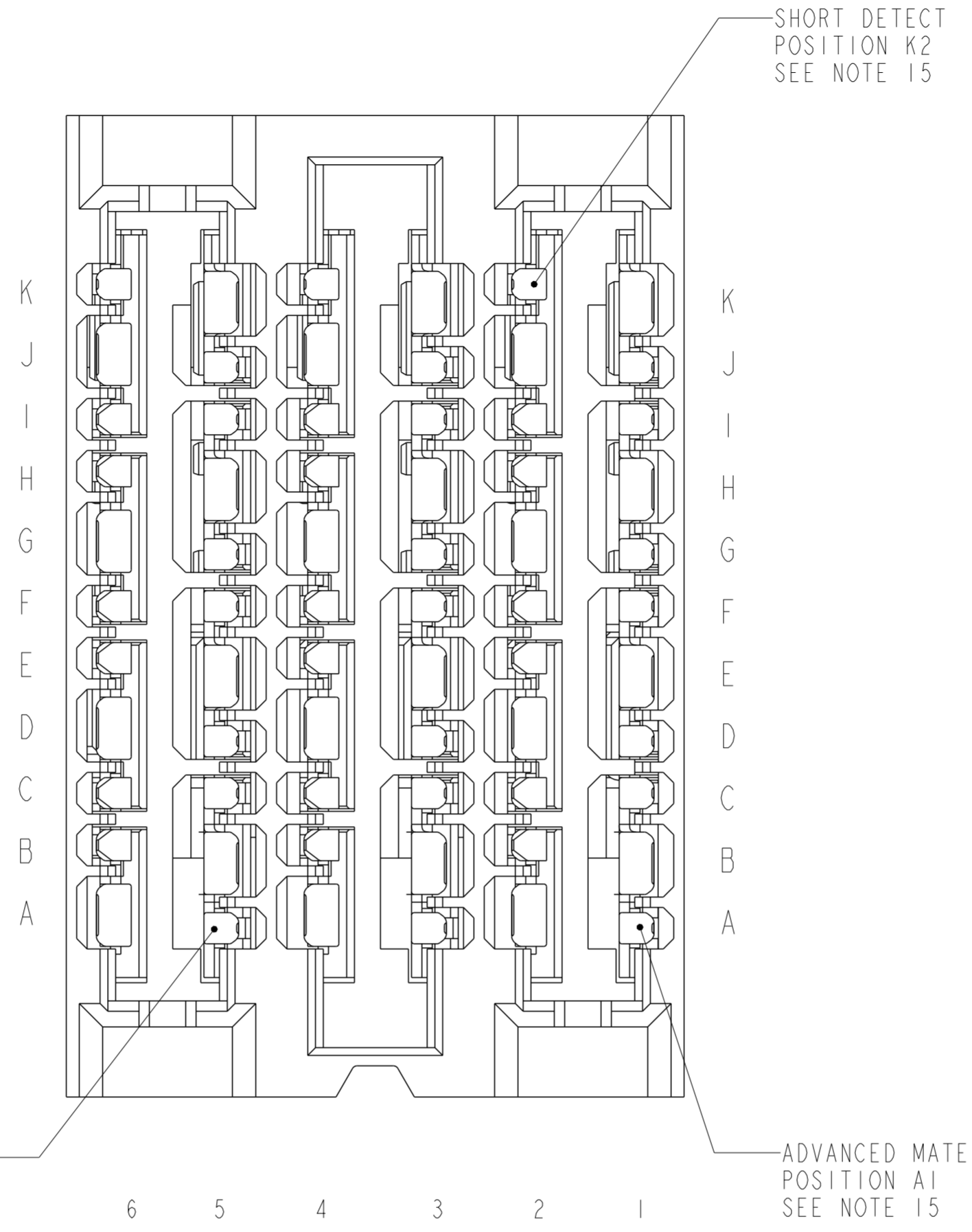


10128347-301LF
SHORT DETECT RECEPTACLE
SHORT DETECT POSITION IS K2
FOR ALL DIMENSIONS SEE 10128347-101LF ON SHEET 1

Amphenol
FCi

© 2016 APCI

spec ref	SEE NOTES	dr	Daniel Xiao	2014/03/20	projection	MM	size	A2	scale	7:1												
tolerance std	TOLERANCES UNLESS OTHERWISE SPECIFIED	eng	Peng-Bing Fu	2017/10/25			ecn no	ELX-DG-28218-1														
ASME Y14.5M		chr	Justin Chen	2017/11/29			rel level	Released														
		appr	Heaven Cen	2017/11/30			product family	ExaMax														
surface	<table border="1"> <tr> <td>linear</td> <td>0.X</td> <td>±.3</td> </tr> <tr> <td></td> <td>0.XX</td> <td>±.10</td> </tr> <tr> <td></td> <td>0.XXX</td> <td>±.050</td> </tr> <tr> <td>angular</td> <td>0°</td> <td>±°</td> </tr> </table>	linear	0.X	±.3		0.XX	±.10		0.XXX	±.050	angular	0°	±°	Amphenol FCi	title			ExaMAX R.A. RECEPTACLE	cat. no.	Product - Customer Drw		
linear	0.X	±.3																				
	0.XX	±.10																				
	0.XXX	±.050																				
angular	0°	±°																				
			ASS'Y, 3 PR, 66 POS, 6 IMLA			dwg no	10128347															
						rev	B															
						sheet 3 of 10																



10128347-401LF
ADVANCED MATE/SHORT DETECT RECEPTACLE
ADVANCED MATE POSITIONS ARE POSITIONS A1 AND A5 ONLY
SHORT DETECT POSITION IS K2
FOR ALL DIMENSIONS SEE 10128347-101LF ON SHEET 1

**Amphenol
FCi**

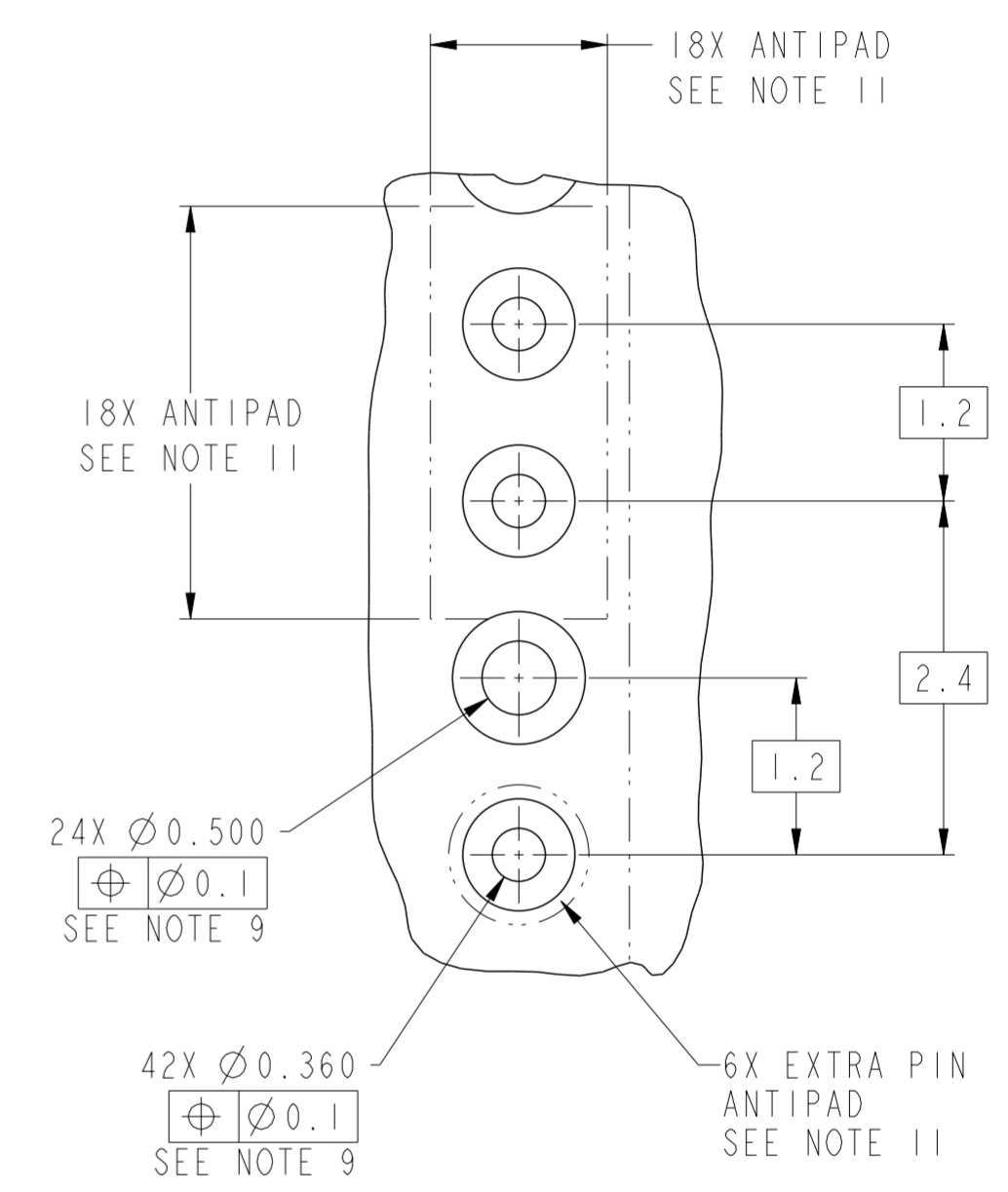
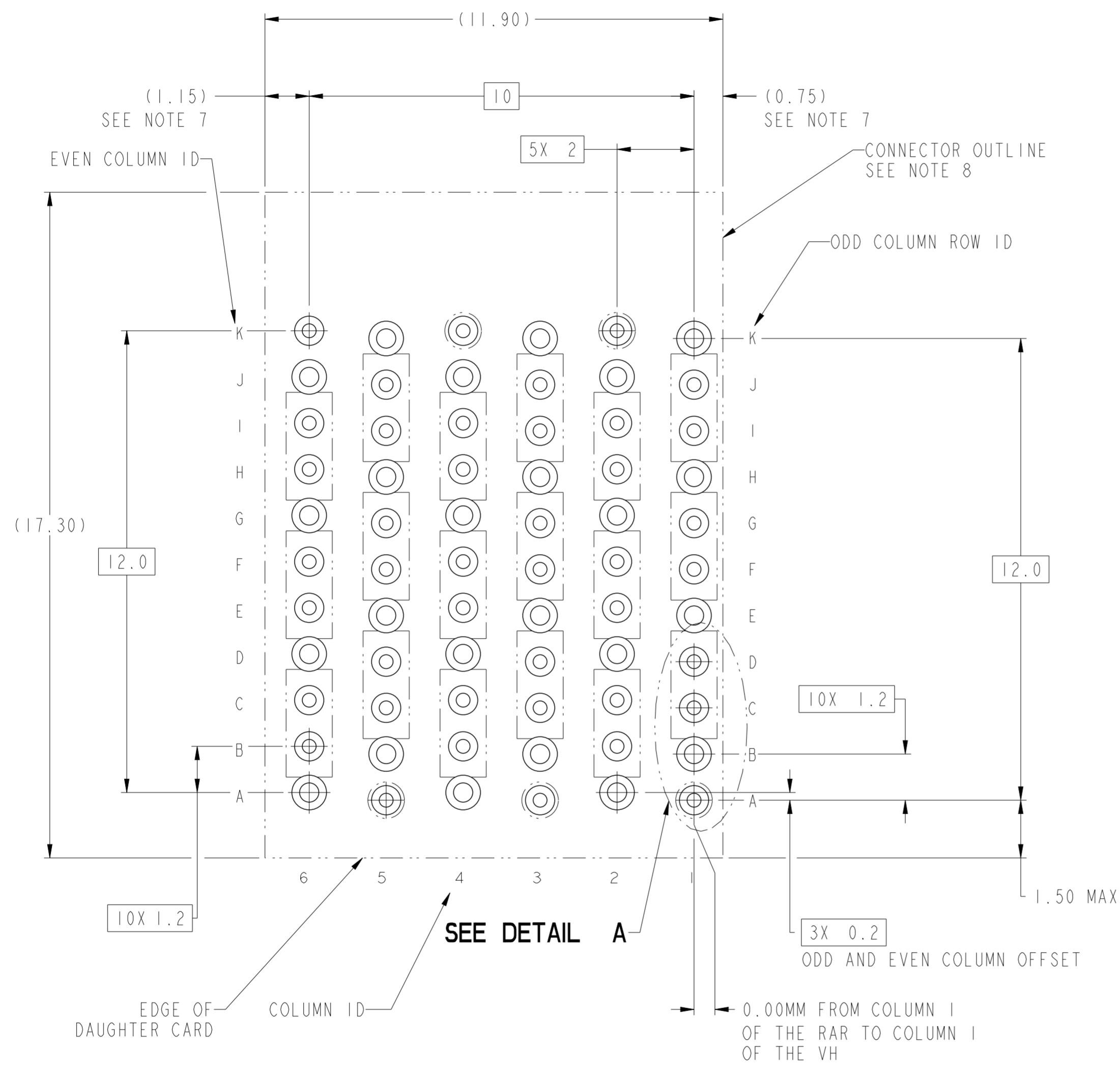
© 2016 AFci

spec ref	SEE NOTES	dr	Daniel Xiao	2014/03/20	projection	MM	size	A2	scale	7:1							
tolerance std	TOLERANCES UNLESS OTHERWISE SPECIFIED	eng	Peng-Bing Fu	2017/10/25			ecn no	ELX-DG-28218-1									
ASME Y14.5M		chr	Justin Chen	2017/11/29			rel level	Released									
		appr	Heaven Cen	2017/11/30			product family	ExaMax									
surface	<table border="1"> <tr> <td>linear</td> <td>0.X</td> <td>±.3</td> </tr> <tr> <td></td> <td>0.XX</td> <td>±.10</td> </tr> <tr> <td></td> <td>0.XXX</td> <td>±.050</td> </tr> <tr> <td>angular</td> <td>0°</td> <td>±°</td> </tr> </table>	linear	0.X	±.3		0.XX	±.10		0.XXX	±.050	angular	0°	±°		title ExaMAX R.A. RECEPTACLE ASS'Y, 3 PR, 66 POS, 6 IMLA	dwg no 10128347	rev B
linear	0.X	±.3															
	0.XX	±.10															
	0.XXX	±.050															
angular	0°	±°															
		cat. no.	Product - Customer Drw			sheet 4 of 10											

PDS: Rev :B

STATUS:Released


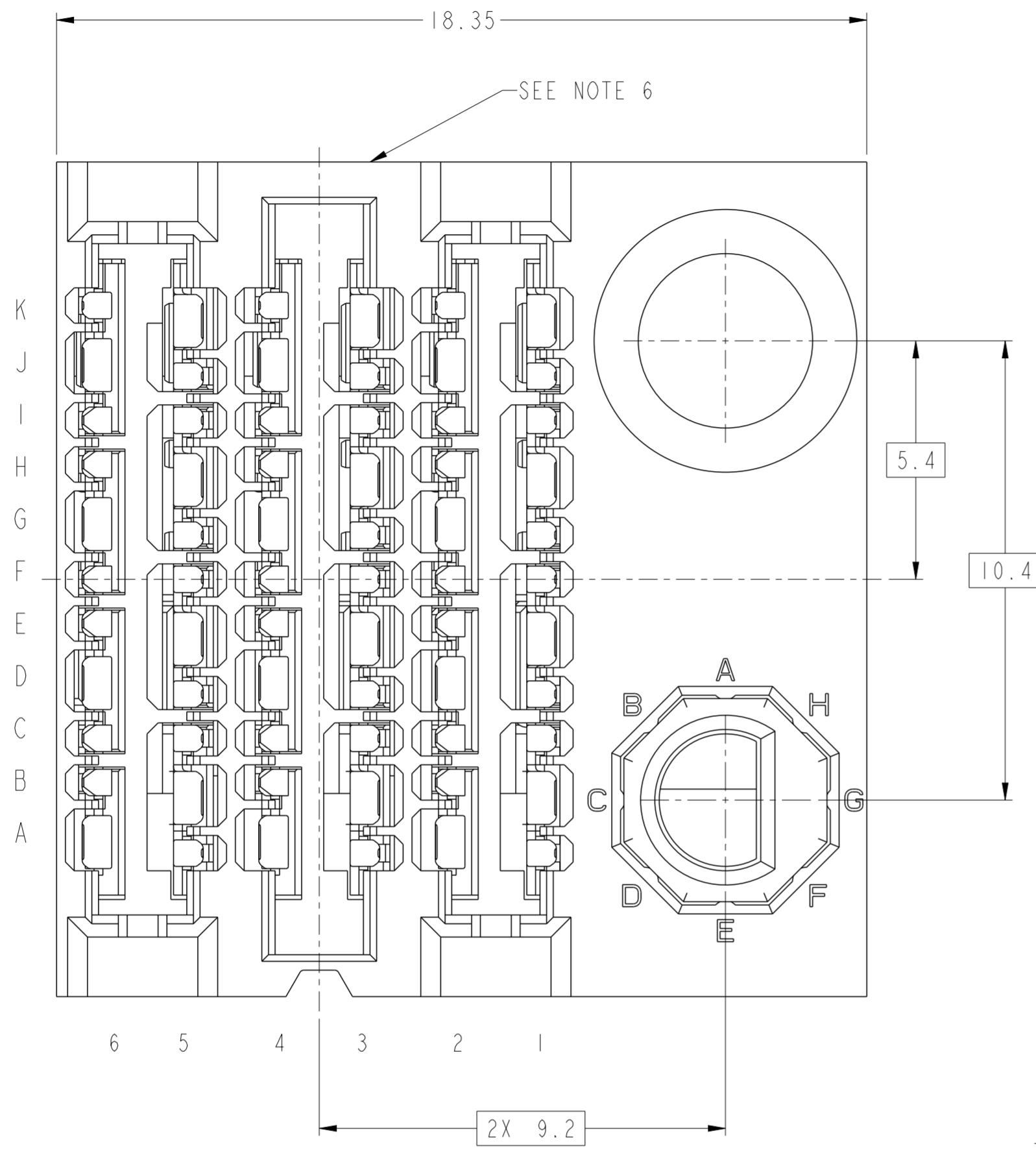
Printed: Dec 01, 2017



10128347-Y01LF RECOMMENDED PCB LAYOUT
COMPONENT SIDE
NOTES 7, 8, 9, & 11
SCALE 10:1

DETAIL A
SCALE 20:1

spec ref	SEE NOTES	dr	Daniel Xiao	2014/03/20	projection	MM	size	A2	scale	7:1									
tolerance std	TOLERANCES UNLESS OTHERWISE SPECIFIED	eng	Peng-Bing Fu	2017/10/25			ecn no	ELX-DG-28218-1	rel level	Released									
ASME Y14.5M		chr	Justin Chen	2017/11/29															
		appr	Heaven Cen	2017/11/30															
surface	<table border="1"> <tr> <td>linear</td> <td>0.X</td> <td>±.3</td> </tr> <tr> <td></td> <td>0.XX</td> <td>±.10</td> </tr> <tr> <td></td> <td>0.XXX</td> <td>±.050</td> </tr> <tr> <td>angular</td> <td>0°</td> <td>±°</td> </tr> </table>	linear	0.X	±.3		0.XX	±.10		0.XXX	±.050	angular	0°	±°			title ExaMAX R.A. RECEPTACLE ASS'Y, 3 PR, 66 POS, 6 IMLA		dwg no 10128347	rev B
linear	0.X	±.3																	
	0.XX	±.10																	
	0.XXX	±.050																	
angular	0°	±°																	
		cat. no.	Product - Customer Drw			sheet 5 of 10													



TOP SURFACE OF DAUGHTER CARD

10128347-Y1ALF THRU 10128347-Y1JLF
 RIGHT GUIDANCE (SEE NOTE 17)
 FOR ALL OTHER DIMENSIONS SEE 10128347-101LF ON SHEET 1

Amphenol
FCi

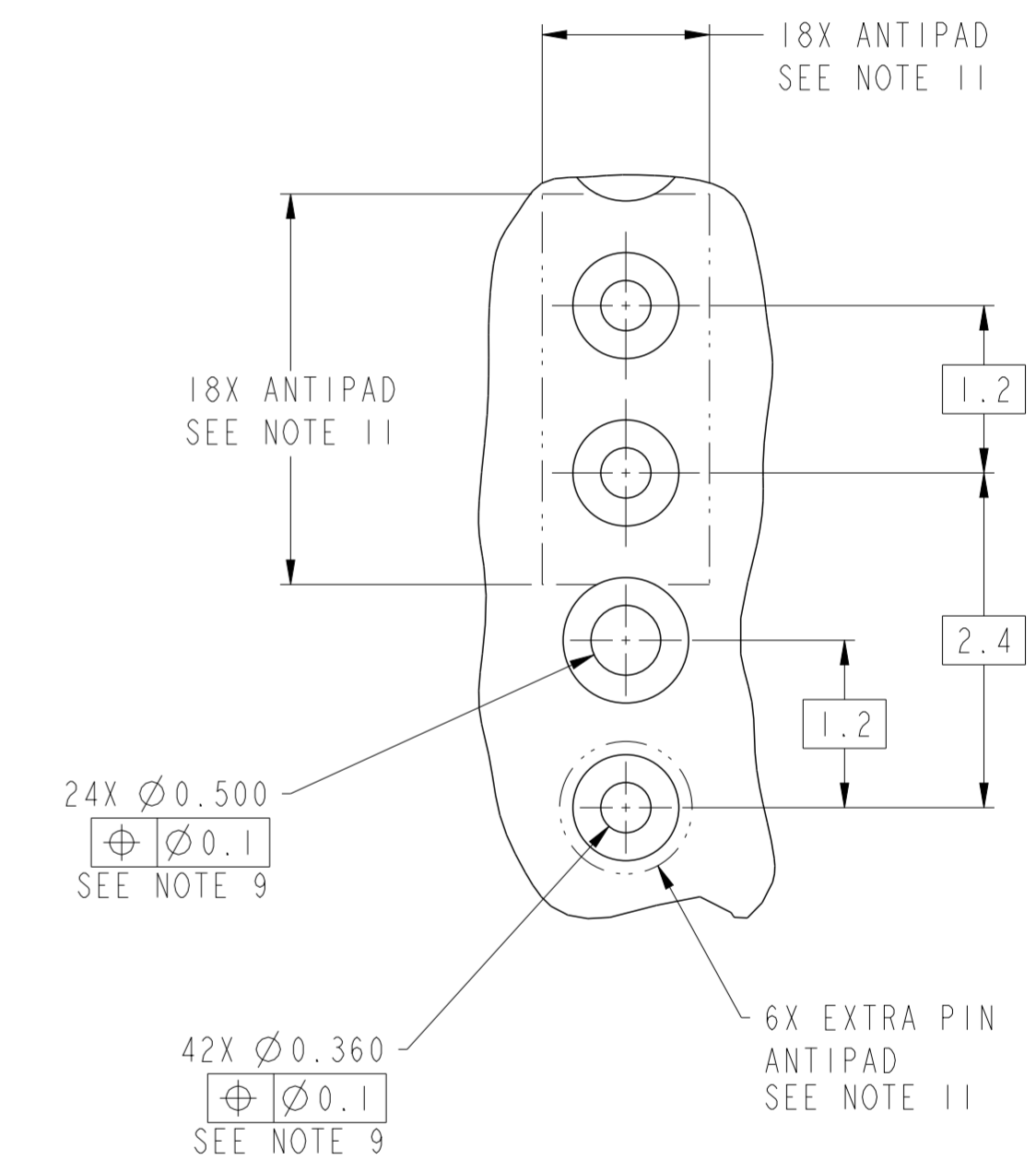
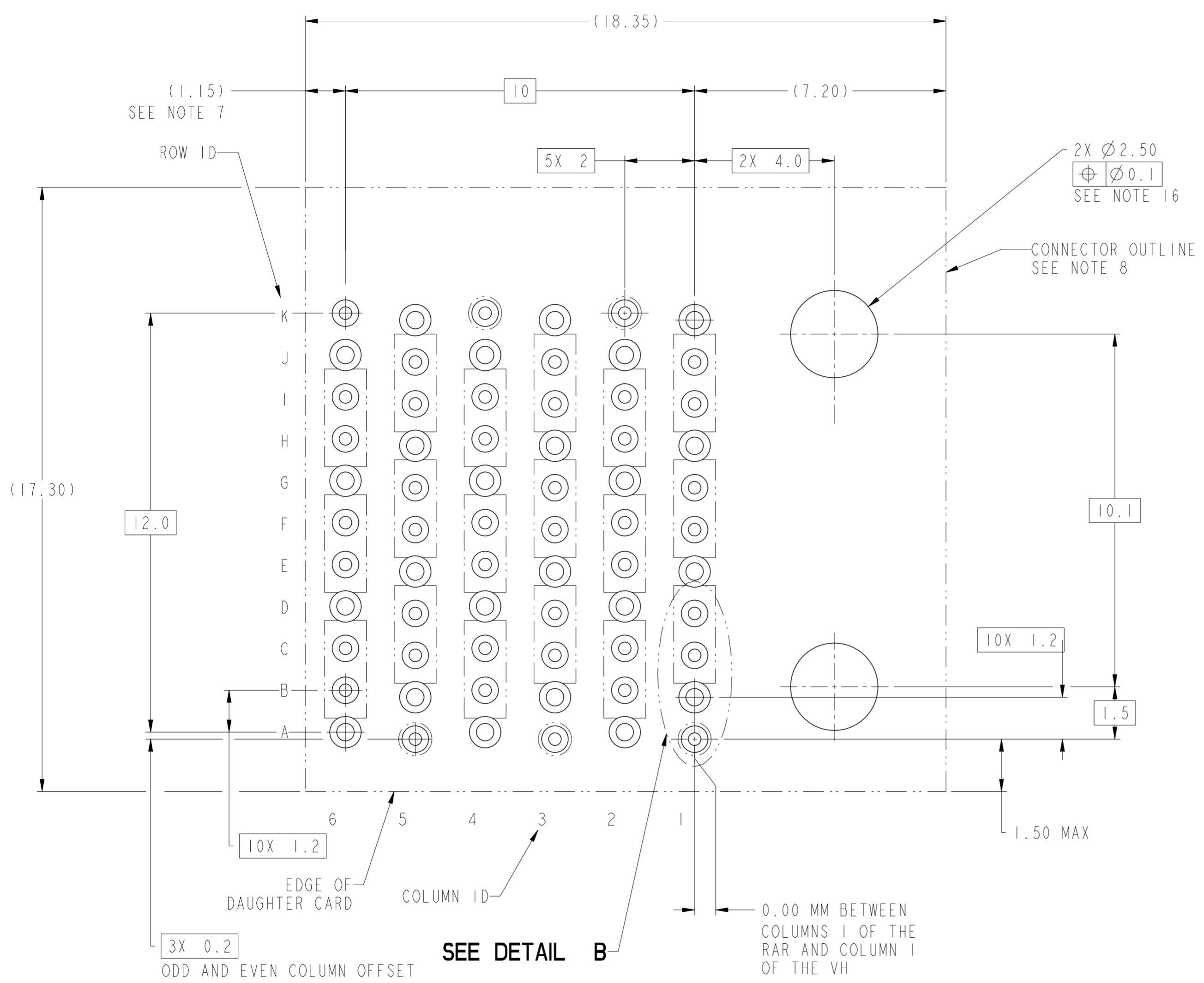
© 2016 APCI

spec ref	SEE NOTES	dr	Daniel Xiao	2014/03/20	projection	MM	size	A2	scale	7:1							
tolerance std	TOLERANCES UNLESS OTHERWISE SPECIFIED	eng	Peng-Bing Fu	2017/10/25			ecn no	ELX-DG-28218-1	rel level	Released							
ASME Y14.5M		chr	Justin Chen	2017/11/29													
		appr	Heaven Cen	2017/11/30													
surface	<table border="1"> <tr> <td>linear</td> <td>0.X</td> <td>±.3</td> </tr> <tr> <td></td> <td>0.XX</td> <td>±.10</td> </tr> <tr> <td></td> <td>0.XXX</td> <td>±.050</td> </tr> <tr> <td>angular</td> <td>0°</td> <td>±°</td> </tr> </table>	linear	0.X	±.3		0.XX	±.10		0.XXX	±.050	angular	0°	±°	product family	ExaMax	rel level	Released
linear	0.X	±.3															
	0.XX	±.10															
	0.XXX	±.050															
angular	0°	±°															
		title	ExaMAX R.A. RECEPTACLE		dwg no	10128347	rev	B									
		cat. no.	Product - Customer Drw		sheet 6 of 10												

PDS: Rev :B

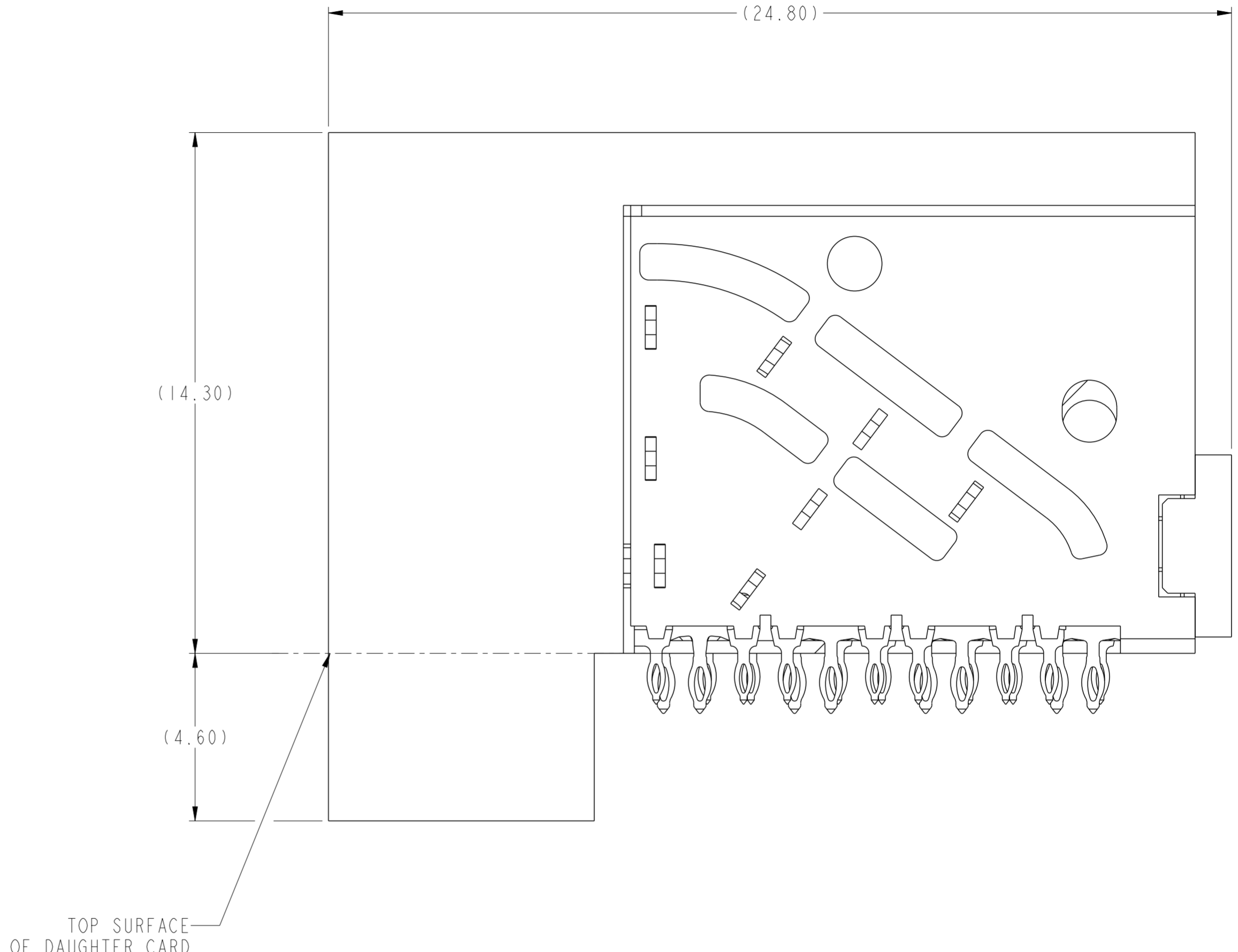
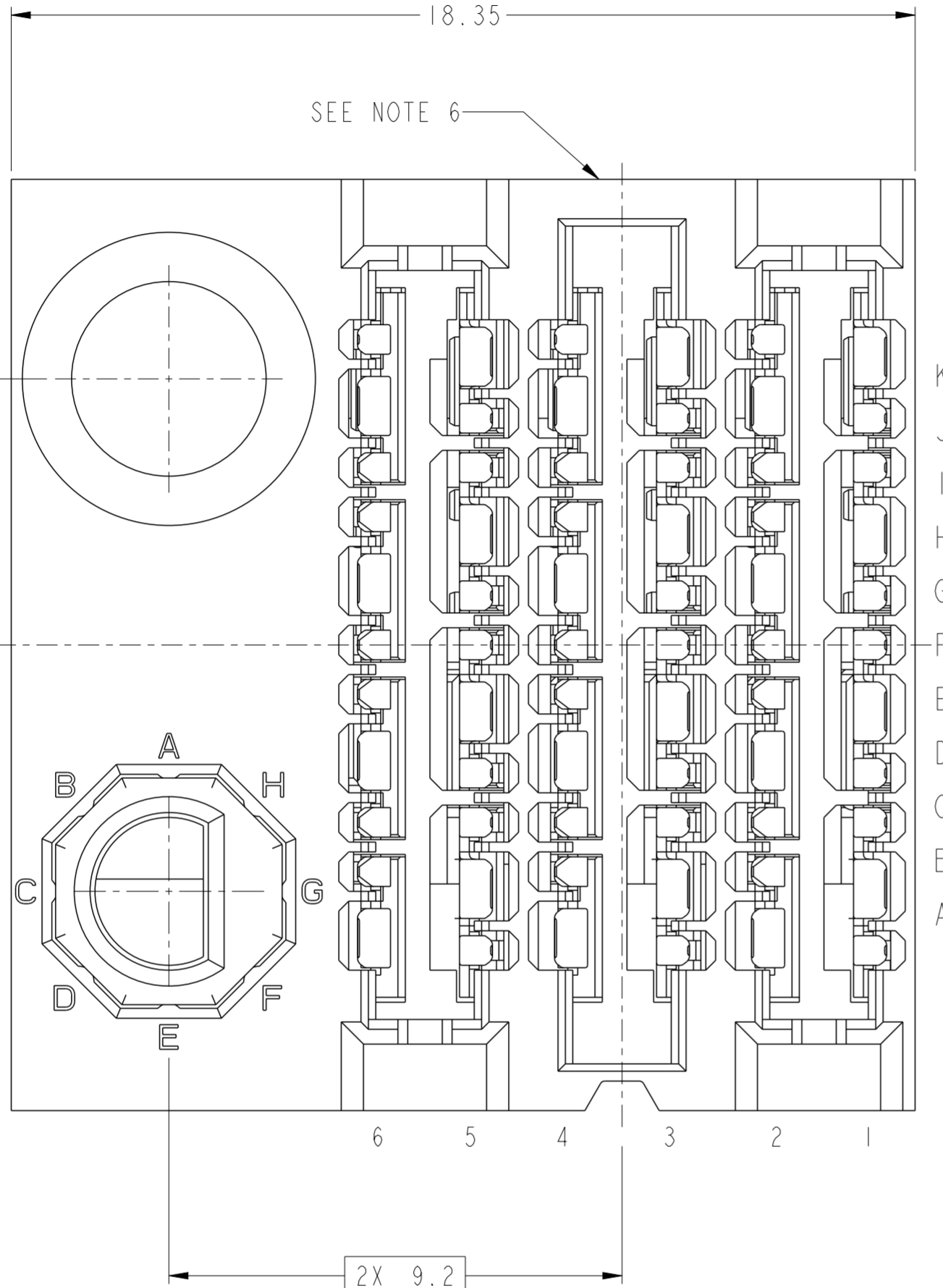
STATUS:Released

Printed: Dec 01, 2017



**10128347-Y1ALF THRU -Y1JLF
RECOMMENDED PCB LAYOUT
COMPONENT SIDE
NOTES 7, 8, 9, 11 & 16
SCALE 10:1**

spec ref	SEE NOTES	dr	Daniel Xiao	2014/03/20	projection	MM	size	A2	scale	7:1
tolerance std	TOLERANCES UNLESS OTHERWISE SPECIFIED	eng	Peng-Bing Fu	2017/10/25			ecn no	ELX-DG-28218-1	rel level	Released
ASME Y14.5M		chr	Justin Chen	2017/11/29						
		appr	Heaven Cen	2017/11/30						
surface	linear	0.X	±.3		product family		ExaMax	dwg no 10128347	rev B	
		0.XX	±.10		title		ExaMAX R.A. RECEPTACLE			
		0.XXX	±.050		ASS'Y, 3 PR, 66 POS, 6 IMLA					
	angular	0°	±°	cat. no.	Product - Customer Drw		sheet 7 of 10			

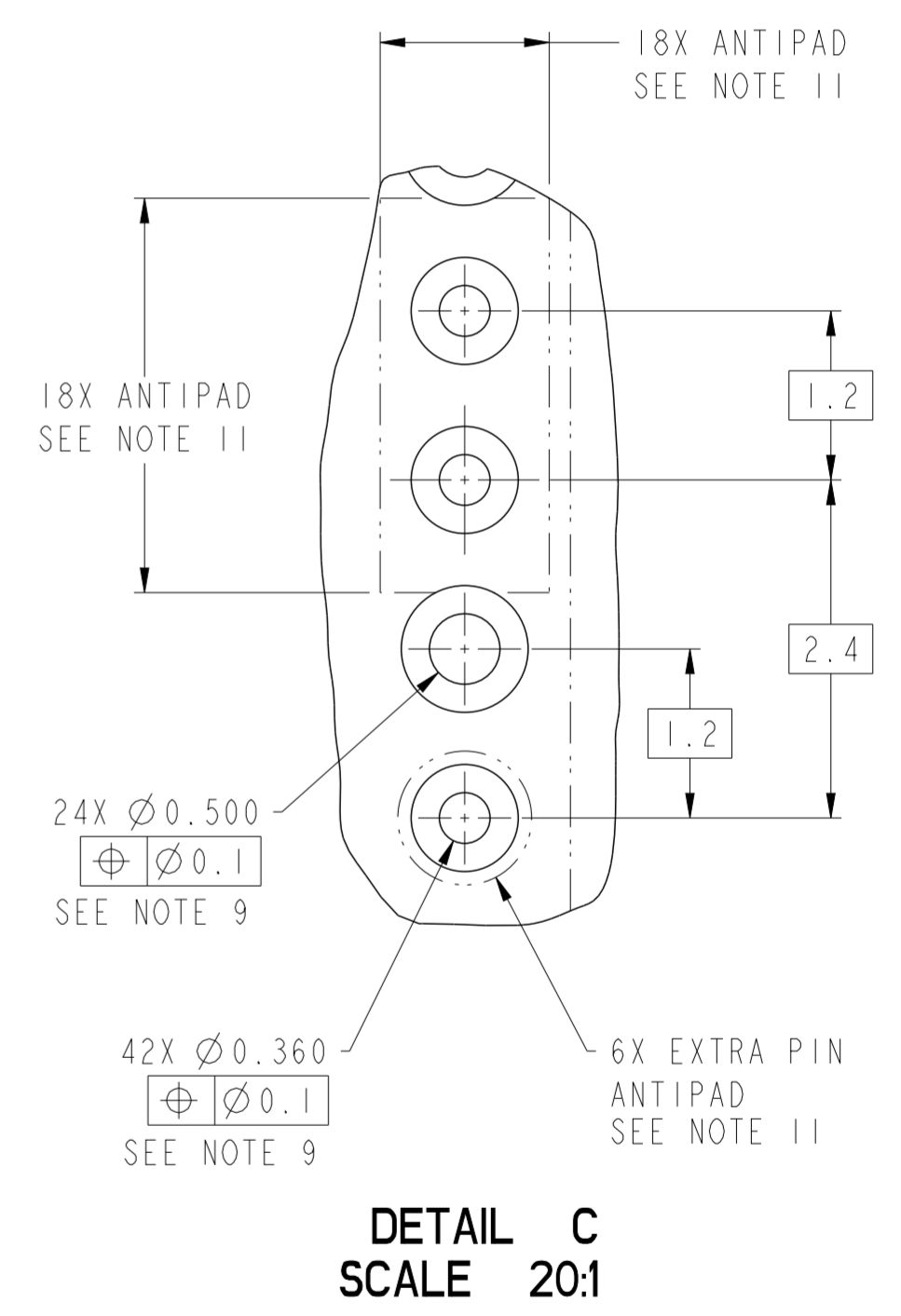
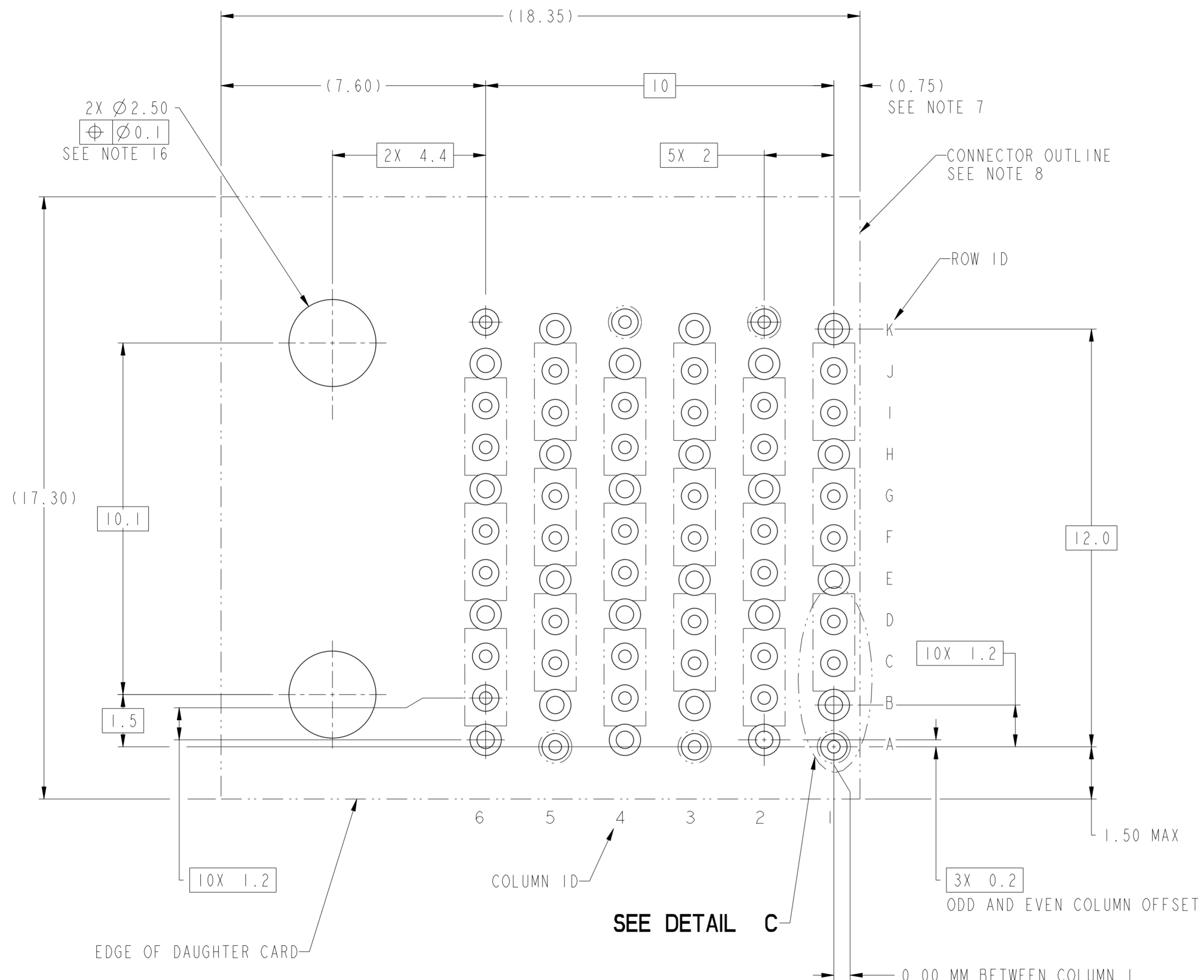


10128347-Y2ALF THRU 10128347-Y2JLF
LEFT GUIDANCE (SEE NOTE 17)
FOR ALL OTHER DIMENSIONS SEE 10128347-101LF ON SHEET 1

spec ref	SEE NOTES	dr	Daniel Xiao	2014/03/20	projection	MM	size	A2	scale	7:1											
tolerance std	TOLERANCES UNLESS OTHERWISE SPECIFIED	eng	Peng-Bing Fu	2017/10/25			ecn no	ELX-DG-28218-1													
ASME Y14.5M		chr	Justin Chen	2017/11/29			rel level	Released													
		appr	Heaven Cen	2017/11/30			product family	ExaMax													
surface	<table border="1"> <tr> <td>linear</td> <td>0.X</td> <td>±.3</td> </tr> <tr> <td></td> <td>0.XX</td> <td>±.10</td> </tr> <tr> <td></td> <td>0.XXX</td> <td>±.050</td> </tr> <tr> <td>angular</td> <td>0°</td> <td>±°</td> </tr> </table>	linear	0.X	±.3		0.XX	±.10		0.XXX	±.050	angular	0°	±°	Amphenol FCi	title ExaMAX R.A. RECEPTACLE ASS'Y, 3 PR, 66 POS, 6 IMLA			dwg no	10128347		
linear	0.X	±.3																			
	0.XX	±.10																			
	0.XXX	±.050																			
angular	0°	±°																			
			cat. no.	Product - Customer Drw			rev	B													

© 2016 AFci

Amphenol
FCi



**10128347-Y2ALF THRU -Y2JLF
RECOMMENDED PCB LAYOUT
COMPONENT SIDE
NOTES 7, 8, 9, 11 & 16
SCALE 10:1**

spec ref	SEE NOTES	dr	Daniel Xiao	2014/03/20	projection	MM	size	A2	scale	7:1										
tolerance std	TOLERANCES UNLESS OTHERWISE SPECIFIED	eng	Peng-Bing Fu	2017/10/25			ecn no	ELX-DG-28218-1	rel level	Released										
ASME Y14.5M		chr	Justin Chen	2017/11/29																
		appr	Heaven Cen	2017/11/30																
surface	<table border="1"> <tr> <td>linear</td> <td>0.X</td> <td>±.3</td> </tr> <tr> <td></td> <td>0.XX</td> <td>±.10</td> </tr> <tr> <td></td> <td>0.XXX</td> <td>±.050</td> </tr> <tr> <td>angular</td> <td>0°</td> <td>±°</td> </tr> </table>	linear	0.X	±.3		0.XX	±.10		0.XXX	±.050	angular	0°	±°	Amphenol FCI		ExaMAX R.A. RECEPTACLE ASS'Y, 3 PR, 66 POS, 6 IMLA		cat. no.	Product - Customer Drw	sheet 9 of 10
linear	0.X	±.3																		
	0.XX	±.10																		
	0.XXX	±.050																		
angular	0°	±°																		

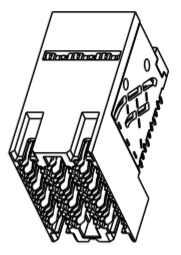
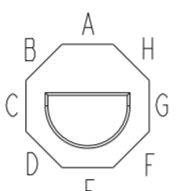
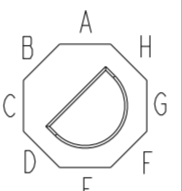
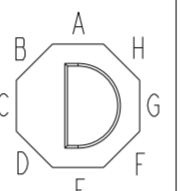
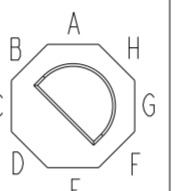
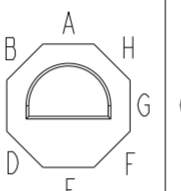
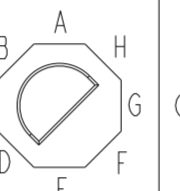
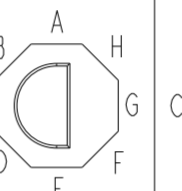
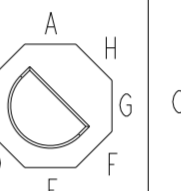
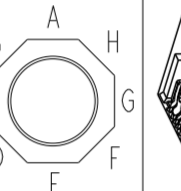
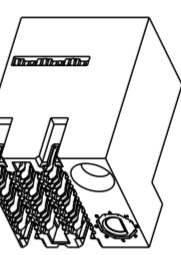
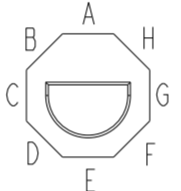
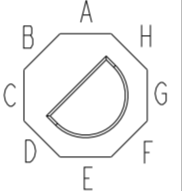
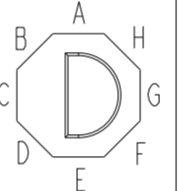
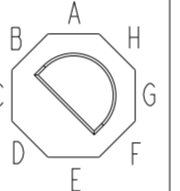
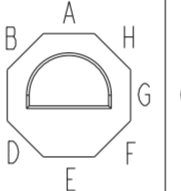
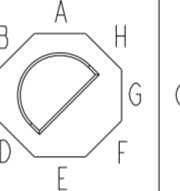
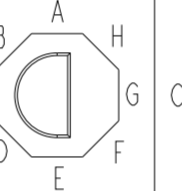
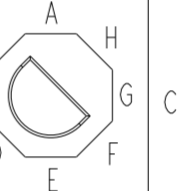
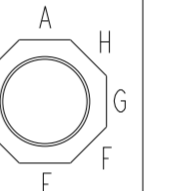
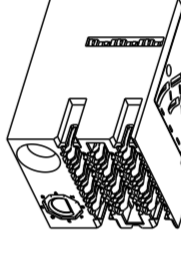
PDS: Rev :B

STATUS:Released

Printed: Dec 01, 2017

10128347 - Y Y Y L F

ASSEMBLY PART NUMBER	DESCRIPTION
10128347-1YYLF	STANDARD MATE
10128347-2YYLF	ADVANCED MATE
10128347-3YYLF	SHORT DETECT
10128347-4YYLF	ADVANCED MATE & SHORT DETECT

MODULE DESCRIPTION	DESIGNATION REPRESENTED IN DASH NUMBER										BASE MODULE
	1A	1B	1C	1D	1E	1F	1G	1H	1J (NO KEY)		
WITHOUT END GUIDES MODULE (SEE SHEET 1)	01										
RIGHT GUIDANCE MODULE (SEE SHEET 6)											
LEFT GUIDANCE MODULE (SEE SHEET 8)											

NOTES:


- ① - CONNECTOR MATERIALS:
HOUSING: HIGH TEMP THERMOPLASTIC, BLACK, UL94-V0
IMLA PLASTIC: HIGH TEMP THERMOPLASTIC, BLACK, UL94-V0
CONTACT: COPPER ALLOY
ORGANIZER: HIGH TEMP THERMOPLASTIC, BLACK, UL94-V0
- 2 - CONTACT PLATING:
SEPARABLE INTERFACE:
PERFORMANCE-BASED PLATING, QUALIFIED TO MEET THE REQUIREMENTS OF FCI PRODUCT SPECIFICATION GS-12-1096 INCLUDING TELCORDIA GR-1217-CORE (NOVEMBER 1995) CENTRAL OFFICE TEST SEQUENCE

PRESS-FIT TAILS: TIN OVER NICKEL (LEAD FREE)
- 3 - PRODUCT SPECIFICATION: GS-12-1096
- 4 - APPLICATION SPECIFICATION GS-20-0361.
- 5 - PACKAGING MEETS GS-14-920 LEAD FREE LABELING SPECIFICATION.
- ⑥ - PRODUCT MARKING, (PROTOTYPE, PART NUMBER & LOT CODE), ON THIS SURFACE.
- ⑦ - THE MINIMUM VIA SPACING BETWEEN STACKED CONNECTORS IS 2.0 MM FOR THIS RAR AND THE MATING HEADER. REFER TO THE APPLICATION SPECIFICATION FOR DETAILS.
- ⑧ - CONNECTOR OUTLINE MAY BE SCREEN PRINTED ONTO CUSTOMER PCB TO BE USED AS A GUIDE FOR MANUAL CONNECTOR PLACEMENT.
- ⑨ - REFER TO CUSTOMER DRAWING 10119933 FOR INFORMATION ON PCB HOLE DIAMETERS AND PLATING OPTIONS
- ⑩ - THIS PRODUCT MEETS THE EUROPEAN UNION DIRECTIVES & OTHER COUNTRY REGULATIONS AS DESCRIBED IN GS-47-0004.
- ⑪ - REFER TO ROUTING GUIDE GS-20-0511 FOR RECOMMENDATIONS ON OPTIMIZATION OF FOOTPRINT AND TRACE ROUTING LAYOUT.
- 12 - THE HOUSING WILL WITHSTAND EXPOSURE TO 260° C PEAK TEMPERATURE FOR 10-30 SECONDS IN A CONVECTION, INFRA-RED OR VAPOR PHASE REFLOW OVEN.
- ⑬ - THE ADVANCED MATE RECEPTACLE, 10128347-2YYLF, WHEN MATED WITH AN ADVANCED MATE VERTICAL HEADER OR AN ADVANCED MATE RIGHT ANGLE HEADER WILL PROVIDE 2 PAIRS OF MATING CONTACTS THAT MATE 0.75MM BEFORE THE REMAINDER OF THE SIGNAL AND GROUND CONTACTS.

- ⑭ - THE SHORT DETECT RECEPTACLE, 10128347-3YYLF, WHEN MATED WITH A STANDARD MATE VERTICAL HEADER OR A STANDARD MATE RIGHT ANGLE HEADER WILL PROVIDE 1 PAIR OF MATING CONTACTS THAT MATE 1.00MM AFTER THE REMAINDER OF THE SIGNAL AND GROUND CONTACTS.
- ⑮ - THE ADVANCE MATE/SHORT DETECT RECEPTACLE, 10128347-4YYLF, WHEN MATED WITH AN ADVANCED MATE VERTICAL HEADER OR AN ADVANCED MATE RIGHT ANGLE HEADER WILL PROVIDE 2 PAIRS OF MATING CONTACTS THAT MATE 0.75MM BEFORE THE REMAINDER OF THE SIGNAL AND GROUND CONTACTS AND 1 PAIR OF MATING CONTACTS THAT MATE 1.00MM AFTER THE REMAINDER OF THE SIGNAL AND GROUND CONTACTS.
- ⑯ - FOR CONNECTORS WITH EITHER A RIGHT OR LEFT GUIDE MODULE, TWO PHILLIPS PAN HEAD M2 HOLD DOWN SCREWS MUST BE USED TO SECURE THE CONNECTOR TO THE PCB. THE SCREW LENGTH SHALL BE 2.0 - 6.0mm PLUS THE THICKNESS OF THE BOARD. SCREWS ARE NOT PROVIDED WITH CONNECTOR.
- ⑰ - LEFT / RIGHT INTEGRATED GUIDE ORIENTATION IS DETERMINED BY THE LOCATION OF THE GUIDE FEATURE WHEN LOOKING AT THE MATING FACE OF THE RIGHT ANGLE RECEPTACLE. THE LEFT / RIGHT DESIGNATION OF THE MATING HEADER IS DEFINED BY THE RIGHT ANGLE RECEPTACLE THAT IT MATES WITH (i. e. A RIGHT GUIDE VERTICAL HEADER MATES WITH A RIGHT GUIDE RIGHT ANGLE RECEPTACLE.)
- ⑱ - ALL GROUND CONTACTS ARE COMMONED WITHIN A COLUMN.

Amphenol FCI

© 2016 AFCI

spec ref	SEE NOTES	dr	Daniel Xiao	2014/03/20	projection	MM	size	A2	scale	1:1
tolerance std	TOLERANCES UNLESS OTHERWISE SPECIFIED	eng	Peng-Bing Fu	2017/10/25		← →	ecn no	ELX-DG-28218-1	rel level	Released
ASME Y14.5M		chr	Justin Chen	2017/11/29						
		appr	Heaven Cen	2017/11/30						
surface	linear	0.X	±.3	Amphenol FCI	title	ExaMAX R.A. RECEPTACLE	dwg no	10128347	rev	B
		0.XX	±.10							
		0.XXX	±.050							
	angular	0°	±°		cat. no.	Product - Customer Drw	sheet	10 of 10		

PDS: Rev :B

STATUS:Released

Printed: Dec 01, 2017