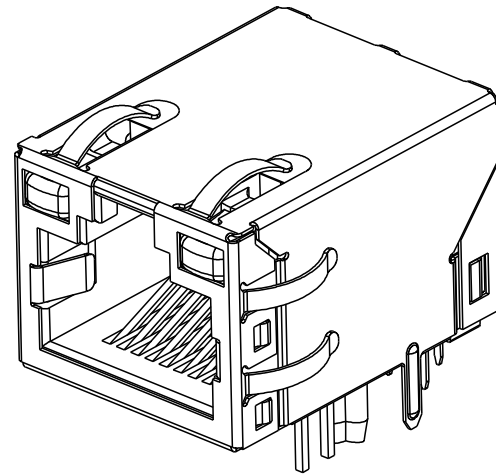
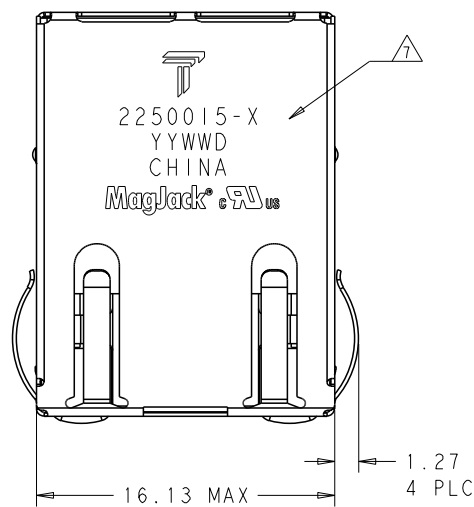


THIS DRAWING AND THE SUBJECT MATTER SHOWN THEREON ARE CONFIDENTIAL AND THE PROPERTY OF BEL/STEWART/TRP CONNECTOR AND SHALL NOT BE REPRODUCED, COPIED, OR USED IN ANY MANNER WITHOUT THE WRITTEN CONSENT OF TRP CONNECTOR.

PRODUCT MAY BE PROTECTED BY ONE OR MORE OF THE FOLLOWING US PATENTS:  
 5736910 5939955 6425781 6428361 6554638 6840817 7123117  
 7429195 7717749 7808751 6217391 6149050 7924130

REVISIONS				
#	LTN	DESCRIPTION	DATE	DWN APVD
A		EC-1805030	23MAY2018	OL TY



1. MATERIALS

- HOUSING: THERMOPLASTIC, FLAMMABILITY RATING UL 94V-0.
- SHIELD: BRASS 0.20mm THICK, PREPLATED WITH 0.76um MIN SEMI-BRIGHT NICKEL. SOLDER TABS POST DIPPED WITH 2.54um MIN SAC SOLDER.
- CONTACTS: PHOSPHOR BRONZE 0.46mm X 0.30mm, PHOSPHOR BRONZE, 1.27um MIN NICKEL UNDERPLATE, WITH 1.27um MIN GOLD PLATING AT MATING INTERFACE AND 2.54um MIN MATTE TIN ON SOLDER TAILS, OR 1.27um MIN NICKEL UNDERPLATE, WITH 0.05um GOLD PLATING OVER 0.76um MIN PALLADIUM NICKEL PLATING AT MATING INTERFACE AND 2.54um MIN MATTE TIN ON SOLDER TAILS.
- SOLDER TAILS: 0.25mm THICK, PHOSPHOR BRONZE, 1.27um MIN OVERALL NICKEL UNDERPLATE, 3um TIN PLATE
- LIGHT EMITTING DIODE (LED): DIFFUSED EPOXY LENS, 0.5mm X 0.5mm CARBON STEEL WIREFRAME LEADS PREPLATED WITH 2.03um MIN. SILVER PLATE OVER 1.02um MIN. NICKEL OVER 1.02um MIN. COPPER UNDERPLATE; LEADS POST-PLATED WITH 3.05um MIN. MATTE TIN AND/OR SAC SOLDER DIP OR PURE TIN SOLDER DIP

△2 RJ45 JACK CAVITY CONFORMS TO FCC RULES AND REGULATIONS PART 68 SUB PART F.

△3 MAGNETICS

- APPLICATION: 10/100/1000 BASE-T, EXTENDED TEMPERATURE
- IMPEDANCE: 100 OHMS
- TURNS RATIO (CHIP:CABLE): 1:1 ALL FOUR PAIRS
- OPEN CIRCUIT INDUCTANCE (OCL): 350uH MIN. @100kHz, 0.1VRMS, 8mADC BIAS FROM -40°C TO +85°C, ALL FOUR PAIRS
- ALL FOUR PAIRS BI-DIRECTIONAL
- PERFORMANCE @ 25°C:
  - INSERTION LOSS (IL): 1.1dB MAX. FROM 0.5MHz TO 100MHz
  - RETURN LOSS (RL): 18dB MIN FROM 0.5MHz TO 40MHz
  - 12-20LOG(f/80)dB MIN. FROM 40.1MHz TO 100MHz
  - CROSSTALK ATTENUATION: 35dB MIN. FROM 0.5MHz TO 40MHz
  - 33-20LOG(f/50)dB MIN. FROM 40.1MHz TO 100MHz
  - COMMON MODE REJECTION RATIO (CMRR): 30dB MIN. FROM 0.5MHz TO 100MHz
- ISOLATION VOLTAGE: 2250VDC FOR 60 SECONDS WITH A RISE TIME OF 500 V/SEC

4. OPERATING TEMPERATURE: FROM -40°C TO +85°C.

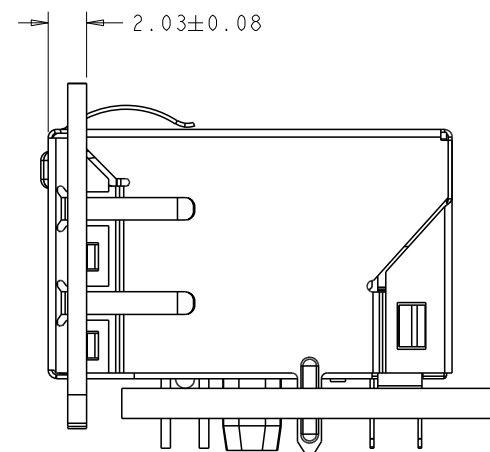
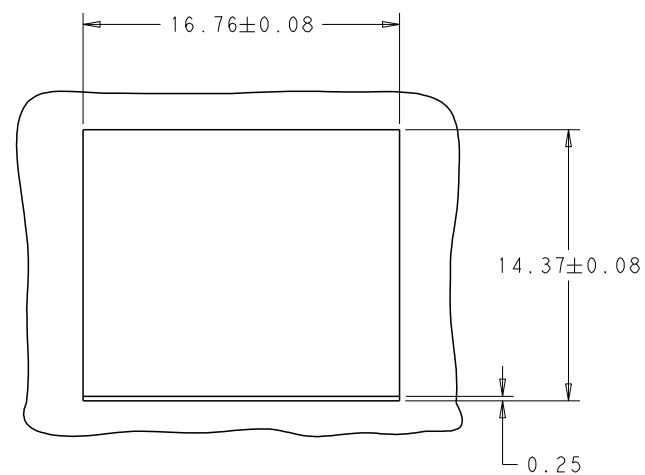
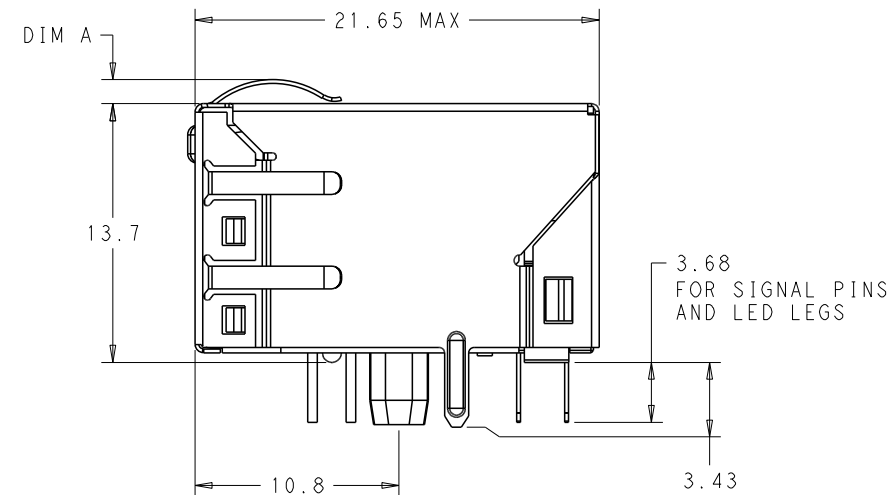
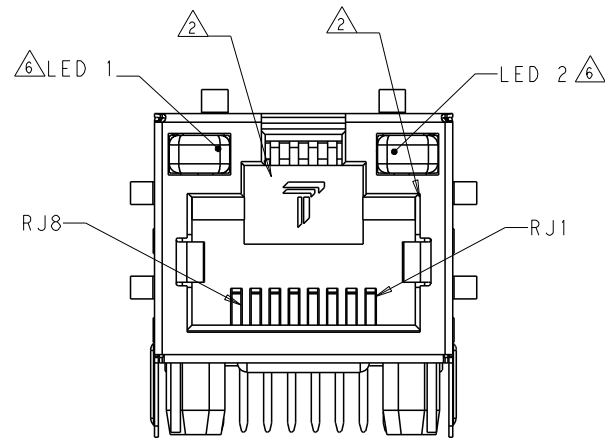
△5 INDICATED MAGNETIC CONNECTIONS ARE SYMMETRICAL TO SUPPORT AUTO-MDI/MDIX.

△6 LEDs ARE DRIVEN WITH CONSTANT CURRENT AT APPROX 20mA  
 LED COLOR: DOMINATE WAVELENGTH (λD): GREEN 568 nm TYP. AT IF = 20mA  
 FORWARD VOLTAGE (VF): GREEN 2.2V TYP. at IF = 20mA  
 DOMINATE WAVELENGTH (λD): YELLOW 588 nm TYP. AT IF = 20mA  
 FORWARD VOLTAGE (VF): YELLOW 2.1V TYP. at IF = 20mA  
 DOMINATE WAVELENGTH (λD): ORANGE 605 nm TYP. AT IF = 20mA  
 FORWARD VOLTAGE (VF): ORANGE 2.1V TYP. at IF = 20mA

△7 TRP CONNECTOR LOGO, PART NUMBER, DATE CODE, COUNTRY OF ORIGIN AND AGENCY APPROVAL MARKING IN APPROXIMATE LOCATION SHOWN. DATE CODE: YYWW WHERE YY IS YEAR. WW IS WORK WEEK. D IS DAY OF WEEK, WITH SUNDAY=1.

△8 PART SHOULD BE RECOMMENDED FOR WAVE SOLDERING PROCESS, PREHEAT TEMPERATURE IS 120°C TO 160°C, 120 SECONDS TO 180 SECONDS, PEAK WAVE SOLDERING TEMPERATURE IS 260°C MAX, 10 SECONDS MAX.

△9 PART SHOULD BE RECOMMENDED FOR IR REFLOW SOLDERING PROCESS, PEAK SOLDERING TEMPERATURE IS 260°C MAX, DURATION TIME IS 10 SECONDS MAX, OVER 230°C WITHIN 40-60 SECONDS.



SUGGESTED CUT PANEL AND PCB

△	TAPE AND REEL	1.65	N/A	N/A	N/A	2250015-7
△8	TAPE AND REEL	1.65	GREEN	-	GREEN	2250015-6
△8	TRAY	1.65	GREEN	YELLOW	GREEN	2250015-5
△8	TRAY	1.27	GREEN	YELLOW	GREEN	2250015-4
△8	TRAY	1.27	GREEN	ORANGE	YELLOW	2250015-3
△8	TRAY	1.27	GREEN	YELLOW	GREEN	2250015-2
△8	TRAY	1.27	GREEN	-	GREEN	2250015-1
SOLDERING PROCESS	PACKAGE METHOD	DIM A	11 → 12	12 → 11	13 → 14	14 → 13
			LED 1		LED 2	
PART NUMBER						

THIS DRAWING IS A CONTROLLED DOCUMENT. AND COMPLIANT TO ASME Y14.5M

DIMENSIONS: mm  
 TOLERANCES UNLESS OTHERWISE SPECIFIED:  
 0 PLC ±0.25  
 1 PLC ±0.25  
 2 PLC ±0.25  
 3 PLC ±0.25  
 4 PLC ±  
 ANGLES ±

PRODUCT SPEC APPLICATION SPEC

DWN ROY LIU 13MAY2013  
 CHK TOWER YU/FRANK LIU 13MAY2013  
 APVD TONY YUAN 13MAY2013

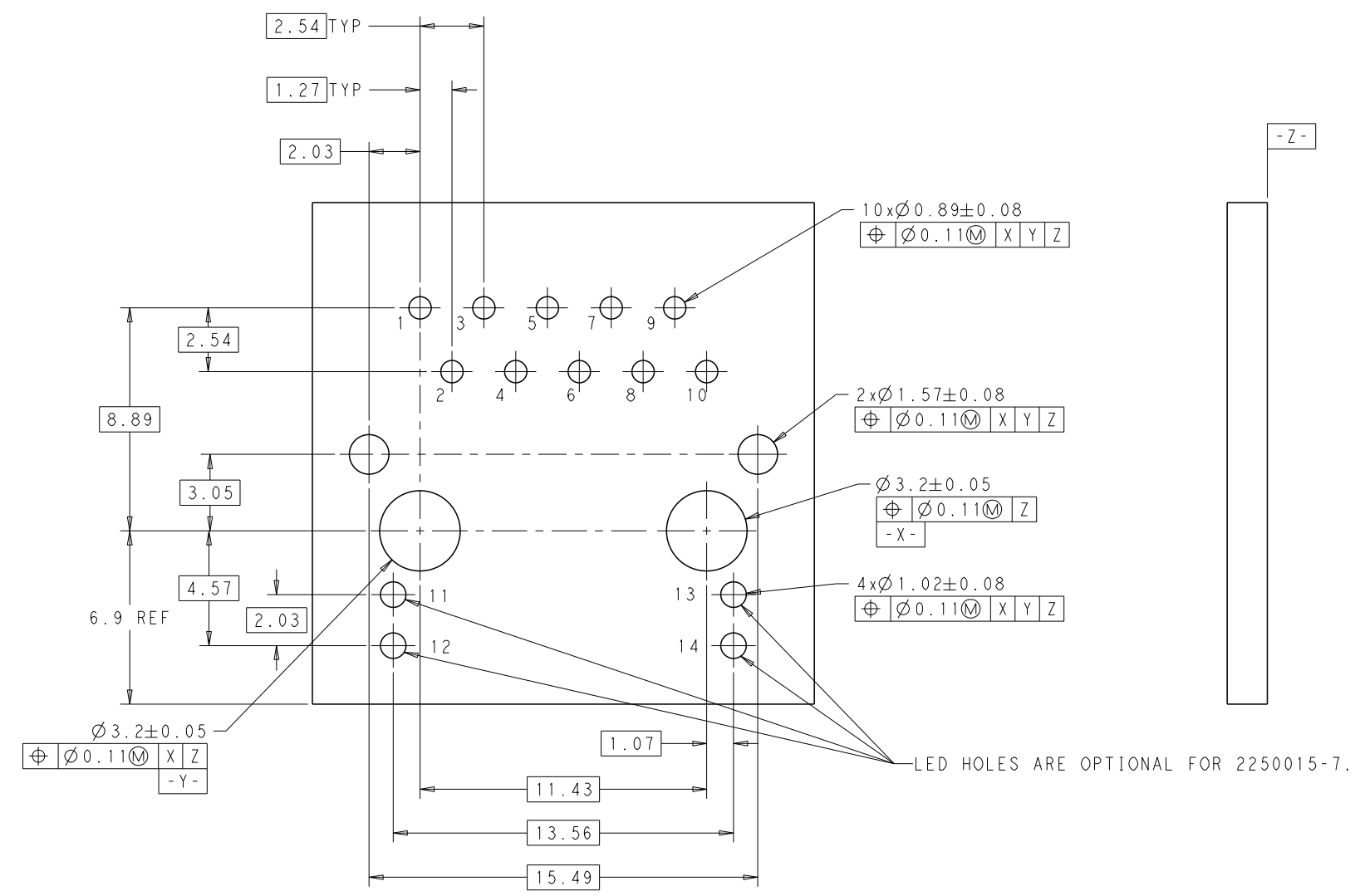
trp CONNECTOR DONGGUAN CHINA

MODEL NAME MAGJACK  
 DESC IX1 7G140ET GIGABIT TAB UP W/ LED

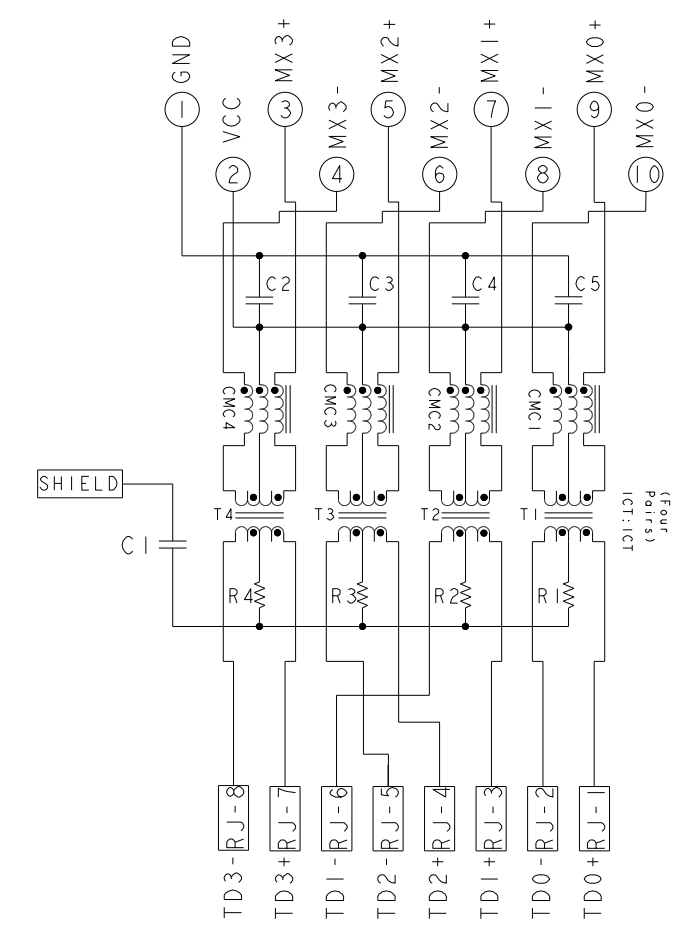
SIZE A1  
 CAGE CODE  
 DRAWING NO. C=2250015  
 RESTRICTED TO

CUSTOMER DRAWING SCALE 4:1 SHEET 1 OF 2 REV A

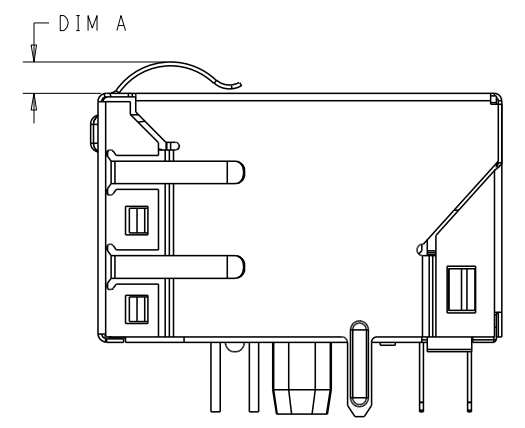
### 7G140ET GIGABIT CIRCUIT



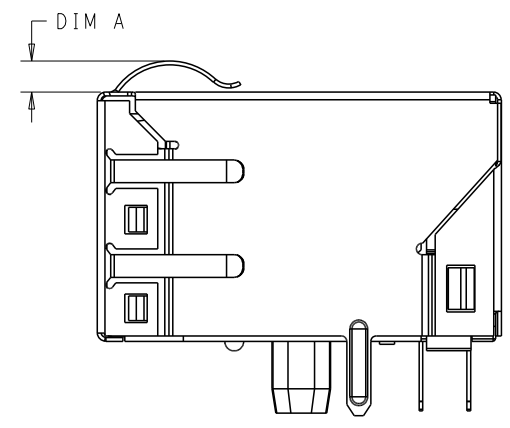
SUGGESTED CUSTOMER BOARD LAYOUT  
 (COMPONENT SIDE)



C1=1000pF, 2KV, CAPACITOR  
 C2 - C5 : 0.1uF, CAPACITORS  
 R1 - R4 : 75 Ohms, RESISTORS



2250015-5  
 2250015-6 SHOWN



2250015-7 SHOWN  
 (WITHOUT LED)

THIS DRAWING IS A CONTROLLED DOCUMENT. AND COMPLIANT TO ASME Y14.5M		DWN: ROY LIU 13MAY2013 CHK: TOWER YU/ FRANK LIU 13MAY2013 APP'D: TONY YUAN 13MAY2013	 DONGGUAN CHINA
DIMENSIONS: mm	TOLERANCES UNLESS OTHERWISE SPECIFIED:	MODEL NAME: MAGJACK	
0 PLC ±0.25 1 PLC ±0.25 2 PLC ±0.25 3 PLC ±0.25 4 PLC ± ANGLES ±	APPLICATION SPEC	DESC: 1X1 7G140ET GIGABIT TAB UP W/ LED	
PRODUCT SPEC		SIZE: A1	RESTRICTED TO: -
CUSTOMER DRAWING		SCALE: 4:1	SHEET 2 OF 2 REV A