

Sensor/actuator cable - SAC-3P-MS-FS B SCO/.../... - 1542091

Please be informed that the data shown in this PDF Document is generated from our Online Catalog. Please find the complete data in the user's documentation. Our General Terms of Use for Downloads are valid (<http://phoenixcontact.com/download>)



Sensor/actuator cable, 3-position, Variable cable type, Plug straight M12 SPEEDCON, A-coded, on Socket straight M12 SPEEDCON, A-coded, PIN 2+4 bridged, cable length: Free input (0.2 ... 40.0 m)

Why buy this product

- ✓ Easy and safe: 100% electrically tested plug-in components
- ✓ Save time, thanks to installation with SPEEDCON fast locking system
- ✓ Flexible solutions - configurable materials with variable cable types and cable lengths



Key Commercial Data

| | |
|------------------------|--------|
| Packing unit | 1 STK |
| Minimum order quantity | 25 STK |

Technical data

Dimensions

| | |
|-----------------|-----------------------------|
| Length of cable | Free input (0.2 ... 40.0 m) |
|-----------------|-----------------------------|

Ambient conditions

| | |
|---------------------------------|----------------------------------|
| Ambient temperature (operation) | -25 °C ... 90 °C (Plug / socket) |
| Degree of protection | IP65 |
| | IP67 |
| | IP68 |

General

| | |
|-----------------------|-------------------------------|
| Rated current at 40°C | 4 A |
| Rated voltage | 250 V AC |
| | 250 V DC |
| Number of positions | 3 |
| Insulation resistance | ≥ 100 MΩ |
| Coding | A - standard |
| Standards/regulations | M12 connector IEC 61076-2-101 |
| Status display | No |

Sensor/actuator cable - SAC-3P-MS-FS B SCO/.../... - 1542091

Technical data

General

| | |
|------------------------------|------------------------|
| Protective circuit/component | Unwired |
| Overvoltage category | II |
| Degree of pollution | 3 |
| Test voltage | 2500 V |
| Insertion/withdrawal cycles | ≥ 100 |
| Torque | 0.4 Nm (M12 connector) |

Material

| | |
|--|---|
| Flammability rating according to UL 94 | HB |
| Contact material | CuSn |
| Contact surface material | Ni/Au |
| Contact carrier material | TPU GF |
| Material of grip body | TPU, hardly inflammable, self-extinguishing |
| Material, knurls | Zinc die-cast, nickel-plated |
| Sealing material | NBR |

Line characteristics

| | |
|------|---|
| Note | This item is a sensor/actuator cable with a freely selectable cable type. The technical data for all possible cable types is listed in the table below. |
|------|---|

Standards and Regulations

| | |
|--|-----------------|
| Standard designation | M12 connector |
| Standards/regulations | IEC 61076-2-101 |
| Flammability rating according to UL 94 | HB |

PUR halogen-free black [PUR]

| | |
|---|---------------------------------------|
| Cable type | PUR halogen-free black |
| Cable type (abbreviation) | PUR |
| Cable abbreviation | Li9Y11Y |
| UL AWM style | 20549 |
| Conductor cross section | 3x 0.34 mm ² (Signal line) |
| AWG signal line | 22 |
| Conductor structure signal line | 42x 0.10 mm |
| Core diameter including insulation | 1.27 mm ±0.02 mm (Signal line) |
| Thickness, insulation | ≥ 0.21 mm (Core insulation) |
| | approx. 0.5 mm (Outer cable sheath) |
| Wire colors | brown, blue, black |
| Overall twist | 3 wires, twisted |
| External sheath, color | black-gray RAL 7021 |
| External cable diameter D | 3.85 mm ±0.15 mm |
| Smallest bending radius, fixed installation | 19 mm |
| Smallest bending radius, movable installation | 38 mm |
| Number of bending cycles | 10000000 |

Sensor/actuator cable - SAC-3P-MS-FS B SCO/.../... - 1542091

Technical data

PUR halogen-free black [PUR]

| | |
|---------------------------------|---|
| Bending radius | 44 mm |
| Traversing path | 10 m |
| Traversing rate | 3 m/s |
| Acceleration | 10 m/s ² |
| Cable weight | 23 kg/km |
| Outer sheath, material | PUR |
| Material conductor insulation | PP |
| Conductor material | Bare Cu litz wires |
| Insulation resistance | ≥ 100 GΩ*km (at 20 °C) |
| Conductor resistance | max. 58 Ω/km (at 20 °C) |
| Nominal voltage, cable | ≤ 300 V |
| Test voltage, cable | ≥ 3000 V |
| Special properties | Flexible cable conduit capable |
| | Silicone-free |
| | Free of substances which would hinder coating with paint or varnish |
| Flame resistance | in accordance with UL 758/1581 FT2 |
| | DIN EN 60332-2-2 (20 s) |
| Halogen-free | in accordance with DIN VDE 0472 part 815 |
| Resistance to oil | in accordance with DIN EN 60811-2-1 |
| Other resistance | Highly resistant to acids, alkaline solutions and solvents |
| | hydrolysis and microbe resistant |
| | partly UV-resistant in accordance with DIN EN ISO 4892-2-A |
| Ambient temperature (operation) | -40 °C ... 80 °C (cable, fixed installation) |
| | -25 °C ... 80 °C (cable, flexible installation) |

PVC black [PVC]

| | |
|--|---------------------------------------|
| Cable type | PVC black |
| Cable type (abbreviation) | PVC |
| Cable abbreviation | LiYY |
| UL AWM style | 2464 / 1729 (80°C/300 V) |
| Conductor cross section | 3x 0.34 mm ² (Signal line) |
| AWG signal line | 22 |
| Conductor structure signal line | 42x 0.10 mm |
| Core diameter including insulation | 1.45 mm ±0.02 mm |
| Thickness, insulation | ≥ 0.23 mm (Core insulation) |
| Wire colors | brown, blue, black |
| Overall twist | 3 wires, twisted |
| External sheath, color | black RAL 9005 |
| Outer sheath thickness | ≥ 0.76 mm |
| External cable diameter D | 5.2 mm ±0.2 mm |
| Minimum bending radius, fixed installation | 5 x D |

Sensor/actuator cable - SAC-3P-MS-FS B SCO/.../... - 1542091

Technical data

PVC black [PVC]

| | |
|---|---|
| Minimum bending radius, flexible installation | 10 x D |
| Cable weight | 40 kg/km |
| Outer sheath, material | PVC |
| Material conductor insulation | PVC |
| Conductor material | Bare Cu litz wires |
| Insulation resistance | ≥ 100 MΩ*km (at 20 °C) |
| Conductor resistance | max. 58 Ω/km (at 20 °C) |
| Nominal voltage, cable | ≤ 300 V |
| Test voltage, cable | ≥ 2500 V |
| Flame resistance | As per UL-Style 2464 |
| Resistance to oil | According to DIN EN 60811-2-1, 168 h at 90°C |
| Ambient temperature (operation) | -40 °C ... 80 °C (cable, fixed installation) |
| | -25 °C ... 80 °C (cable, flexible installation) |

PUR/PVC gray [100]

| | |
|---|--------------------------------|
| Cable type | PUR/PVC gray |
| Cable type (abbreviation) | 100 |
| Cable abbreviation | LiYY-11Y |
| Conductor cross section | 0.34 mm ² |
| AWG signal line | 22 |
| Conductor structure signal line | 42x 0.10 mm |
| Core diameter including insulation | 1.5 mm ±0.05 mm |
| Thickness, insulation | ≥ 0.23 mm (Core insulation) |
| | ≥ 0.38 mm (Outer cable sheath) |
| | approx. 0.5 mm (Inner sheath) |
| Wire colors | brown, blue, black |
| Overall twist | 3 wires, twisted |
| External sheath, color | gray RAL 7001 |
| External cable diameter D | 5.2 mm ±0.2 mm |
| Smallest bending radius, fixed installation | 26 mm |
| Smallest bending radius, movable installation | 52 mm |
| Number of bending cycles | 2000000 |
| Bending radius | 52 mm |
| Traversing path | 5 m |
| Traversing rate | 3 m/s |
| Cable weight | 37 kg/km |
| Outer sheath, material | PUR |
| Material, inner sheath | PVC |
| Material conductor insulation | PVC |
| Conductor material | Bare Cu litz wires |
| Insulation resistance | ≥ 100 MΩ*km (at 20 °C) |

Sensor/actuator cable - SAC-3P-MS-FS B SCO/.../... - 1542091

Technical data

PUR/PVC gray [100]

| | |
|---------------------------------|--|
| Conductor resistance | max. 58 Ω/km (at 20 °C) |
| Nominal voltage, cable | ≤ 300 V |
| Test voltage, cable | ≥ 3000 V |
| Flame resistance | in accordance with DIN UL-Style 20549 |
| Ambient temperature (operation) | -25 °C ... 80 °C (cable, fixed installation) |
| | -5 °C ... 80 °C (cable, flexible installation) |

PUR/PVC orange [110]

| | |
|---|--|
| Cable type | PUR/PVC orange |
| Cable type (abbreviation) | 110 |
| Cable abbreviation | LiYY-11Y |
| Conductor cross section | 0.34 mm ² |
| AWG signal line | 22 |
| Conductor structure signal line | 42x 0.10 mm |
| Core diameter including insulation | 1.52 mm ±0.02 mm |
| Thickness, insulation | ≥ 0.23 mm (Core insulation) |
| | ≥ 0.38 mm (Outer cable sheath) |
| | approx. 0.45 mm (Inner sheath) |
| Wire colors | brown, blue, black |
| Overall twist | 3 wires, twisted |
| External sheath, color | orange RAL 2003 |
| External cable diameter | 5.20 mm |
| Smallest bending radius, fixed installation | 52 mm |
| Smallest bending radius, movable installation | 52 mm |
| Number of bending cycles | 2000000 |
| Bending radius | 52 mm |
| Traversing path | 5 m |
| Traversing rate | 3 m/s |
| Cable weight | 37 kg/km |
| Outer sheath, material | PUR |
| Material, inner sheath | PVC |
| Material conductor insulation | PVC |
| Conductor material | Bare Cu litz wires |
| Insulation resistance | ≥ 100 MΩ*km |
| Conductor resistance | max. 57.3 Ω/km |
| Nominal voltage, cable | 300 V |
| Test voltage, cable | 2500 V |
| Ambient temperature (operation) | -25 °C ... 80 °C (cable, fixed installation) |
| | -5 °C ... 80 °C (cable, flexible installation) |

PUR/PVC yellow [140]

| | |
|------------|----------------|
| Cable type | PUR/PVC yellow |
|------------|----------------|

Sensor/actuator cable - SAC-3P-MS-FS B SCO/.../... - 1542091

Technical data

PUR/PVC yellow [140]

| | |
|---|--|
| Cable type (abbreviation) | 140 |
| Cable abbreviation | LiYY-11Y |
| Conductor cross section | 0.34 mm ² |
| AWG signal line | 22 |
| Conductor structure signal line | 42x 0.10 mm |
| Core diameter including insulation | 1.52 mm ±0.02 mm |
| Thickness, insulation | ≥ 0.23 mm (Core insulation) |
| | ≥ 0.38 mm (Outer cable sheath) |
| | approx. 0.45 mm (Inner sheath) |
| Wire colors | brown, blue, black |
| Overall twist | 3 wires, twisted |
| External sheath, color | yellow |
| External cable diameter D | 5.2 mm ±0.2 mm |
| Smallest bending radius, fixed installation | 52 mm |
| Smallest bending radius, movable installation | 52 mm |
| Number of bending cycles | 2000000 |
| Bending radius | 52 mm |
| Traversing path | 5 m |
| Traversing rate | 3 m/s |
| Cable weight | 37 kg/km |
| Outer sheath, material | PUR |
| Material, inner sheath | PVC |
| Material conductor insulation | PVC |
| Conductor material | Bare Cu litz wires |
| Insulation resistance | ≥ 100 MΩ*km (at 20 °C) |
| Conductor resistance | max. 57.3 Ω/km (at 20 °C) |
| Nominal voltage, cable | 300 V |
| Test voltage, cable | 2500 V |
| Ambient temperature (operation) | -25 °C ... 80 °C (cable, fixed installation) |
| | -5 °C ... 80 °C (cable, flexible installation) |

PUR irradiated halogen-free orange [150]

| | |
|------------------------------------|---------------------------------------|
| Cable type | PUR irradiated halogen-free orange |
| Cable type (abbreviation) | 150 |
| Cable abbreviation | D12YSL11X-OB |
| Conductor cross section | 3x 0.34 mm ² (Signal line) |
| AWG signal line | 22 |
| Conductor structure signal line | 42x 0.10 mm |
| Core diameter including insulation | 1.05 mm ±0.05 mm (Signal line) |
| Wire colors | brown, blue, black |
| Overall twist | 3 wires, twisted |

Sensor/actuator cable - SAC-3P-MS-FS B SCO/.../... - 1542091

Technical data

PUR irradiated halogen-free orange [150]

| | |
|---|--|
| External sheath, color | orange RAL 2003 |
| External cable diameter D | 4.4 mm ±0.2 mm |
| Smallest bending radius, fixed installation | 13.5 mm |
| Smallest bending radius, movable installation | 53 mm |
| Number of bending cycles | 5000000 |
| Bending radius | 44 mm |
| Traversing path | 10 m |
| Traversing rate | 3 m/s |
| Acceleration | 10 m/s ² |
| Outer sheath, material | PUR |
| Material conductor insulation | PE |
| Conductor material | Bare Cu litz wires |
| Conductor resistance | max. 57 Ω/km |
| Nominal voltage, cable | 250 V (AC) |
| Test voltage, cable | 2000 V (50 Hz, 5 minutes) |
| Special properties | Silicone-free |
| | Irradiated |
| Flame resistance | according to DIN VDE 0472 Part 804 |
| Other resistance | UV resistant |
| Ambient temperature (operation) | -50 °C ... 105 °C (cable, fixed installation) |
| | -40 °C ... 105 °C (cable, flexible installation) |

PUR halogen-free gray [280]

| | |
|------------------------------------|-------------------------------------|
| Cable type | PUR halogen-free gray |
| Cable type (abbreviation) | 280 |
| Cable abbreviation | Li9Y11Y |
| UL AWM style | 20549 |
| Conductor cross section | 0.34 mm ² |
| AWG signal line | 22 |
| Conductor structure signal line | 42x 0.10 mm |
| Core diameter including insulation | 1.27 mm ±0.02 mm |
| Thickness, insulation | 0.21 mm (Core insulation) |
| | approx. 0.8 mm (Outer cable sheath) |
| Wire colors | brown, blue, black |
| Overall twist | 3 wires, twisted |
| External sheath, color | gray RAL 7001 |
| External cable diameter D | 4.4 mm ±0.15 mm |
| Cable weight | 26 kg/km |
| Outer sheath, material | PUR |
| Material conductor insulation | TPE |
| Conductor material | Bare Cu litz wires |

Sensor/actuator cable - SAC-3P-MS-FS B SCO/.../... - 1542091

Technical data

PUR halogen-free gray [280]

| | |
|---------------------------------|--|
| Insulation resistance | ≥ 10 GΩ*km (at 20 °C) |
| Conductor resistance | max. 58 Ω/km (at 20 °C) |
| Nominal voltage, cable | ≤ 300 V |
| Test voltage, cable | ≥ 3000 V |
| Halogen-free | in accordance with DIN VDE 0472 part 815 |
| Ambient temperature (operation) | -25 °C ... 80 °C (cable, fixed installation) |

PVC gray [500]

| | |
|------------------------------------|--|
| Cable type | PVC gray |
| Cable type (abbreviation) | 500 |
| Cable abbreviation | LiYY |
| Conductor cross section | 0.34 mm ² |
| AWG signal line | 22 |
| Conductor structure signal line | 42x 0.10 mm |
| Core diameter including insulation | 1.45 mm ±0.02 mm |
| Thickness, insulation | ≥ 0.23 mm (Core insulation) |
| | ≥ 0.76 mm (Outer cable sheath) |
| Wire colors | brown, blue, black |
| Overall twist | 3 wires, twisted |
| External sheath, color | gray RAL 7001 |
| External cable diameter D | 5.2 mm ±0.2 mm |
| Cable weight | 40 kg/km |
| Outer sheath, material | PVC |
| Material conductor insulation | PVC |
| Conductor material | Bare Cu litz wires |
| Insulation resistance | ≥ 1 GΩ*km (at 20 °C) |
| Conductor resistance | max. 58 Ω/km (at 20 °C) |
| Nominal voltage, cable | ≤ 300 V |
| Test voltage, cable | ≥ 3000 V |
| Flame resistance | As per UL-Style 2464 |
| Ambient temperature (operation) | -25 °C ... 80 °C (cable, fixed installation) |
| | -5 °C ... 80 °C (cable, flexible installation) |

PVC yellow [540]

| | |
|------------------------------------|-----------------------------|
| Cable type | PVC yellow |
| Cable type (abbreviation) | 540 |
| Cable abbreviation | LiYY |
| Conductor cross section | 0.34 mm ² |
| AWG signal line | 22 |
| Conductor structure signal line | 42x 0.10 mm |
| Core diameter including insulation | 1.45 mm ±0.05 mm |
| Thickness, insulation | ≥ 0.23 mm (Core insulation) |

Sensor/actuator cable - SAC-3P-MS-FS B SCO/.../... - 1542091

Technical data

PVC yellow [540]

| | |
|---------------------------------|--|
| | ≥ 0.76 mm (Outer cable sheath) |
| Wire colors | brown, blue, black |
| Overall twist | 3 wires, twisted |
| External sheath, color | yellow |
| External cable diameter D | 5.2 mm ±0.2 mm |
| Cable weight | 40 kg/km |
| Outer sheath, material | PVC |
| Material conductor insulation | PVC |
| Conductor material | Bare Cu litz wires |
| Insulation resistance | ≥ 1 GΩ*km (at 20 °C) |
| Conductor resistance | max. 58 Ω/km (at 20 °C) |
| Nominal voltage, cable | ≤ 300 V |
| Test voltage, cable | ≥ 3000 V |
| Flame resistance | As per UL-Style 2464 |
| Ambient temperature (operation) | -25 °C ... 80 °C (cable, fixed installation) |
| | -5 °C ... 80 °C (cable, flexible installation) |

PVC yellow 105 °C [542]

| | |
|------------------------------------|--------------------------------|
| Cable type | PVC yellow 105 °C |
| Cable type (abbreviation) | 542 |
| Conductor cross section | 0.34 mm ² |
| AWG signal line | 22 |
| Conductor structure signal line | 42x 0.10 mm |
| Core diameter including insulation | 1.55 mm ±0.05 mm |
| Thickness, insulation | ≥ 0.38 mm (Core insulation) |
| | ≥ 0.76 mm (Outer cable sheath) |
| Wire colors | brown, blue, black |
| Overall twist | 3 wires, twisted |
| External sheath, color | yellow |
| External cable diameter D | 5.2 mm ±0.2 mm |
| Cable weight | 38 kg/km |
| Outer sheath, material | PVC |
| Material conductor insulation | PVC |
| Conductor material | Bare Cu litz wires |
| Insulation resistance | ≥ 100 MΩ*km (at 20 °C) |
| Conductor resistance | max. 58 Ω/km (at 20 °C) |
| Nominal voltage, cable | 300 V |
| Test voltage, cable | 4000 V |
| Flame resistance | according to DIN 50265-2-1 |

Gray, highly flexible PUR [800]

Sensor/actuator cable - SAC-3P-MS-FS B SCO/.../... - 1542091

Technical data

Gray, highly flexible PUR [800]

| | |
|---|--|
| Note | Due to the extremely robust outer sheath, this cable should only be stripped in 5 cm increments. |
| Cable type | Gray, highly flexible PUR |
| Cable type (abbreviation) | 800 |
| Cable abbreviation | Li12Y11Y-HF |
| UL AWM style | 20233 |
| Conductor cross section | 3x 0.34 mm ² (Signal line) |
| AWG signal line | 22 |
| Conductor structure signal line | 42x 0.10 mm |
| Core diameter including insulation | 1.3 mm ±0.05 mm (Signal line) |
| Wire colors | brown, blue, black |
| Overall twist | 3 wires, twisted |
| External sheath, color | gray RAL 7001 |
| External cable diameter D | 4.5 mm ±0.2 mm |
| Minimum bending radius, fixed installation | 4 x D |
| Minimum bending radius, flexible installation | 7.5 x D |
| Number of bending cycles | 10000000 |
| Minimum bending radius, drag chain applications | 7,5 x D |
| Traversing path | 5 m |
| Traversing rate | 3.3 m/s |
| Acceleration | 5 m/s ² |
| Number of bending cycles | 15000000 |
| Bending radius | 50 mm |
| Traversing path | 0.9 m |
| Traversing rate | 5 m/s |
| Acceleration | 30 m/s ² |
| Torsion force | ± 360 °/m (1 000 000 torsion cycles) |
| Cable weight | 28.3 kg/km |
| Outer sheath, material | PUR |
| Material conductor insulation | PES |
| Conductor material | Bare Cu litz wires |
| Insulation resistance | ≥ 20 MΩ*km |
| Conductor resistance | approx. 53 Ω/km |
| Nominal voltage, cable | 300 V |
| Test voltage, cable | 2000 V |
| Special properties | Cable jacket is welding spark-resistant, recyclable, matt, low-adhesion, abrasion-resistant, flame-retardant, and self-extinguishing |
| | Free from silicone and cadmium |
| | Free of substances which would hinder coating with paint or varnish |
| Flame resistance | according to IEC 60332-1-2 |
| | according to UL 758/1581 VW-1 |

Sensor/actuator cable - SAC-3P-MS-FS B SCO/.../... - 1542091

Technical data

Gray, highly flexible PUR [800]

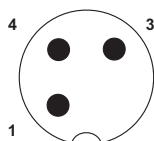
| | |
|---------------------------------|--|
| | according to UL 758/1581 FT1 |
| Halogen-free | in accordance with DIN VDE 0472 part 815 |
| Resistance to oil | According to HD 22.10 |
| | in accordance with DIN EN 60811-404 (external sheath) |
| Other resistance | Highly resistant to acids, alkaline solutions and solvents |
| | Silicone-free |
| Ambient temperature (operation) | -40 °C ... 90 °C (cable, fixed installation) |
| | -30 °C ... 90 °C (cable, flexible installation) |
| | to 120 °C (for 3000 h) |

Environmental Product Compliance

| | |
|------------|---|
| China RoHS | Environmentally friendly use period: unlimited = EFUP-e |
| | No hazardous substances above threshold values |

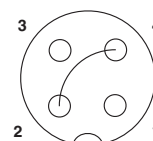
Drawings

Schematic diagram



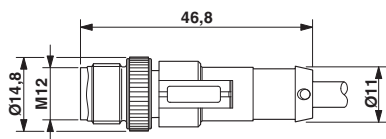
Pin assignment M12 plug, 3-pos., A-coded, view male side

Schematic diagram



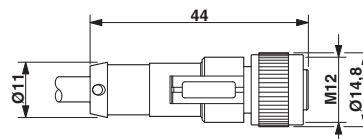
Pin assignment M12 socket, 3-pos., PIN 2+4 bridged, A-coded, view female side

Dimensional drawing



Plug, M12 x 1, straight, shielded

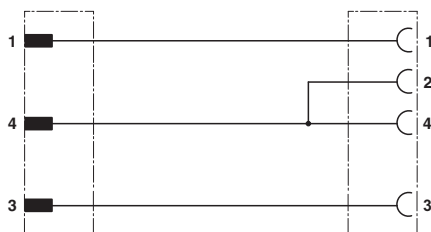
Dimensional drawing



M12 x 1 socket, straight

Sensor/actuator cable - SAC-3P-MS-FS B SCO/.../... - 1542091

Circuit diagram



Contact assignment of M12 plugs / sockets bridged

Approvals

Approvals

Approvals

UL Listed / cUL Listed / EAC / cULus Listed

Ex Approvals

Approval details

| | | | |
|--------------------|--|---|---------------|
| UL Listed | | http://database.ul.com/cgi-bin/XYV/template/LISEXT/1FRAME/index.htm | FILE E 221474 |
| Nominal voltage UN | | 300 V | |
| Nominal current IN | | 4 A | |

| | | | |
|--------------------|--|---|---------------|
| cUL Listed | | http://database.ul.com/cgi-bin/XYV/template/LISEXT/1FRAME/index.htm | FILE E 221474 |
| Nominal voltage UN | | 300 V | |
| Nominal current IN | | 4 A | |

| | | |
|-----|--|---------------|
| EAC | | EAC-Zulassung |
|-----|--|---------------|

| | |
|--------------|--|
| cULus Listed | |
|--------------|--|

Phoenix Contact 2018 © - all rights reserved
<http://www.phoenixcontact.com>

PHOENIX CONTACT GmbH & Co. KG
Flachsmarktstr. 8
32825 Blomberg
Germany
Tel. +49 5235 300
Fax +49 5235 3 41200
<http://www.phoenixcontact.com>