

THIS DRAWING IS UNPUBLISHED. RELEASED FOR PUBLICATION  
 © COPYRIGHT - By - ALL RIGHTS RESERVED.

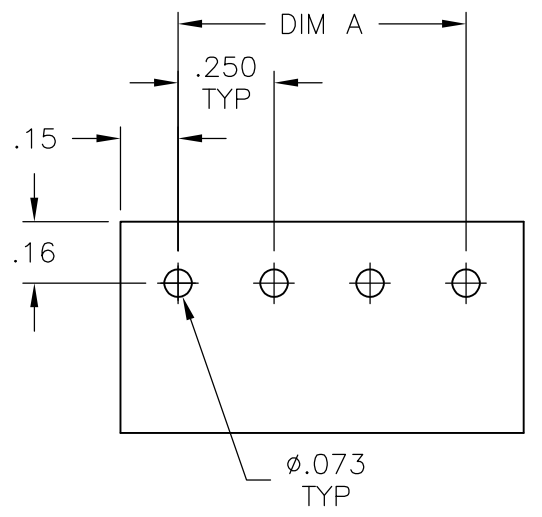
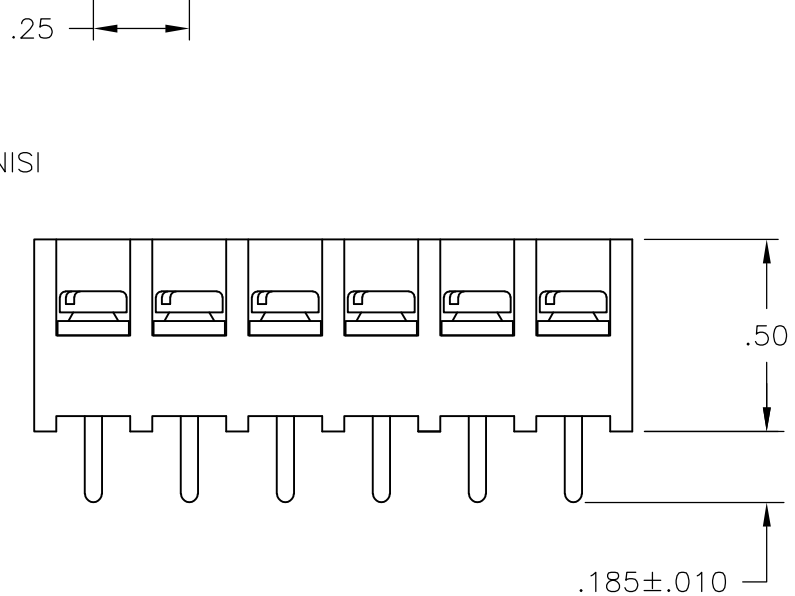
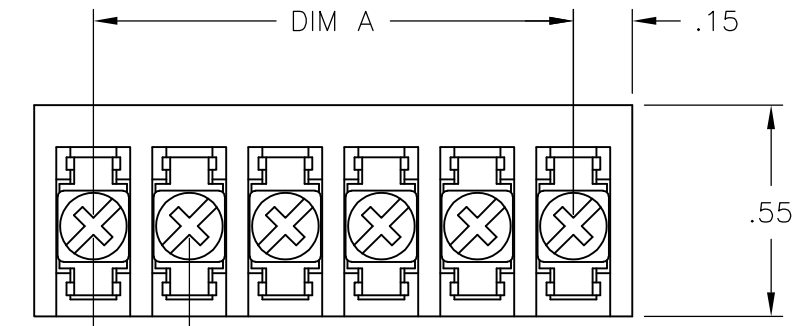
LOC	DIST	REVISIONS					
FT	0	P	LTR	DESCRIPTION	DATE	DWN	APVD
			E	REVISED PER ECO-11-023401	01DEC11	KH	MS

**MATERIAL:**  
 HOUSING: THERMOPLASTIC, UL94V-0, BLACK.  
 TERMINAL: M3 THREAD, BRIGHT TIN PLATED, COPPER ALLOY.  
 SCREWS: M3 THREAD ZINC PLATED STEEL, EXCEPT WHERE OTHERWISE NOTED.

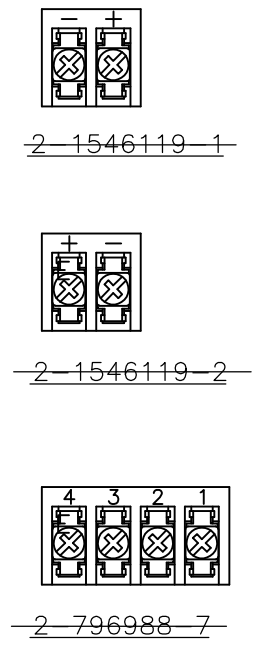
**ELECTRICAL:**  
 RATED CURRENT: 10A.  
 OPERATING VOLTAGE: 300V.  
 WIRE RANGE: 16-30 AWG.

**MECHANICAL:**  
 PITCH (TERMINAL SPACING): .250"  
 OPERATING TEMP.: 120°C MAX.

- ① SEE FIGURE.
- ② M3 SCREWS, ZINC PLATED STEEL AND M3 THREADED TERMINAL.
- 3 RUNNING TORQUE: 4 IN-LB MAX.
- ④ OBSOLETE PARTS: OBSOLETE CIS STREAMLINING PER D.RENAUD/D.SINISI



RECOMMENDED PCB LAYOUT



7.25	30	3PCV-30-006	4-1546119-3
7.00	29	3PCV-29-006	2-1546533-9
6.75	28	3PCV-28-006	2-1546533-8
6.50	27	3PCV-27-006	2-1546533-7
6.25	26	3PCV-26-006	4-1546119-2
6.00	25	3PCV-25-006	2-1546533-5
5.75	24	3PCV-24-006	4-1546119-1
5.50	23	3PCV-23-006	2-1546533-3
5.25	22	3PCV-22-006	3-1546119-9
5.00	21	3PCV-21-006	2-1546533-1
④ 4.75	20	3PCV-20-308	796597-2
4.75	20	3PCV-20-006	796597-1
4.50	19	3PCV-19-006	1-1546533-9
4.25	18	3PCV-18-006	3-1546119-7
4.00	17	3PCV-17-006	3-1546119-6
3.75	16	3PCV-16-006	7-1437646-8
3.50	15	3PCV-15-006	7-1437646-5
3.25	14	3PCV-14-006	7-1437646-3
3.00	13	3PCV-13-006	3-1546119-2
2.75	12	3PCV-12-006	6-1437646-7
2.50	11	3PCV-11-006	2-1546119-9
2.25	10	3PCV-10-006	6-1437646-2
2.00	9	3PCV-09-006	5-1437646-9
1.75	8	3PCV-08-006	5-1437646-7
1.50	7	3PCV-07-006	5-1437646-4
1.25	6	3PCV-06-006	5-1437646-0
1.00	5	3PCV-05-006	4-1437646-5
④ ④ ④ .75	4	3PCV-04-006-SPL	<del>2-796988-7</del>
.75	4	3PCV-04-006	4-1437646-2
.50	3	3PCV-03-006	3-1437646-9
④ ④ ④ .25	2	3PCV-02-297	<del>2-1546119-2</del>
④ ④ ④ .25	2	3PCV-02-296	<del>2-1546119-1</del>
.25	2	3PCV-02-006	3-1437646-3

- ④ ④ ④ ① OBSOLETE
- ④ ④ ④ ① OBSOLETE
- ④ ④ ④ ① OBSOLETE

THIS DRAWING IS A CONTROLLED DOCUMENT.		DWN	S SCHLEGEL	24MAR03	<b>STE</b> TE Connectivity		
DIMENSIONS: INCHES		CHK	S YODER	3/24/03			
TOLERANCES UNLESS OTHERWISE SPECIFIED:		APVD	S YODER	3/24/03	3PCV-XX-006 ASSEMBLY		
0 PLC	± -	PRODUCT SPEC		SIZE			
1 PLC	± -	APPLICATION SPEC		CAGE CODE	DRAWING NO	RESTRICTED TO	
2 PLC	± .02	MATERIAL		A3 00779		G-4-1437646-2	
3 PLC	± .010	FINISH		CUSTOMER DRAWING		SCALE	NTS
4 PLC	± -	MATERIAL		WEIGHT		SHEET	1 OF 1
ANGLES	± -	MATERIAL		REV		E	