

# 2.4 GHz External Whip Antenna



AEACAQ190012-S2400



190.0 x Ø12.9 mm  
RoHS/RoHS II Compliant

MSL = N/A: NOT APPLICABLE

## FEATURES

- MAX Gain of 5.0 dBi
- Operates in 2.4 GHz
- 10W input power
- VSWR  $\leq$  2.0
- 2400MHz

## APPLICATIONS

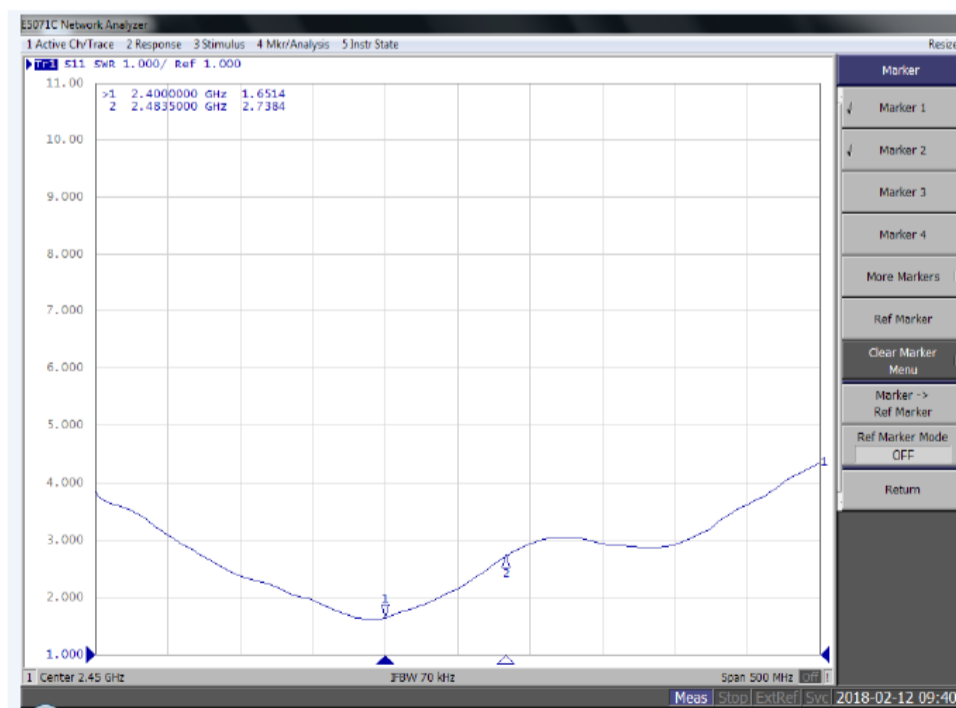
- WiFi
- ISM Applications
- Wireless Communication System
- Router

## ELECTRICAL SPECIFICATIONS

Parameters	Min.	Typ.	Max.	Units	Note
Frequency Range		2400~2483.5		MHz	
VSWR			2.0		@ 2400 MHz
Polarization Model		Linear			
Impedance		50		$\Omega$	
Gain			5.0	dBi	
Operating Temperature	-40		+85	$^{\circ}$ C	
Input Power			10	W	

## RETURN - LOSS CHARACTERISTICS

### S11 Return-Loss



# 2.4 GHz External Whip Antenna



AEACAQ190012-S2400



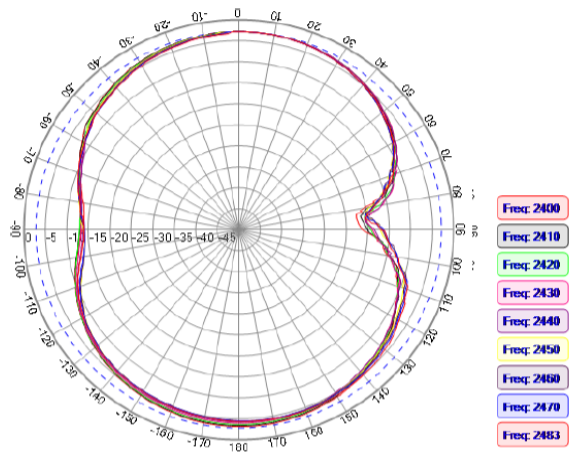
190.0 x Ø12.9 mm  
RoHS/RoHS II Compliant

MSL = N/A: NOT APPLICABLE

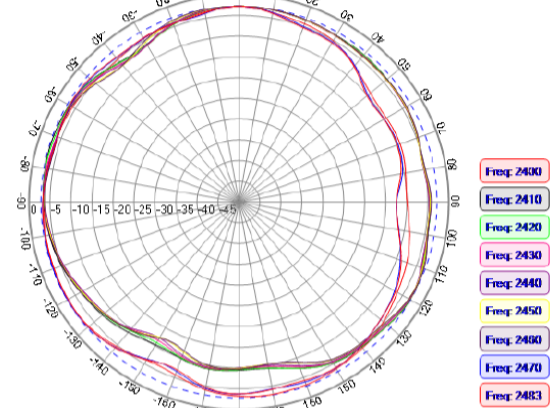
## RADIATION PATTERNS

### Antenna 2D Patterns

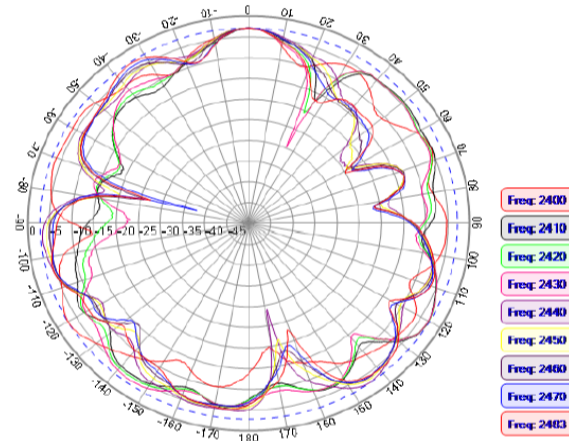
XY Plane



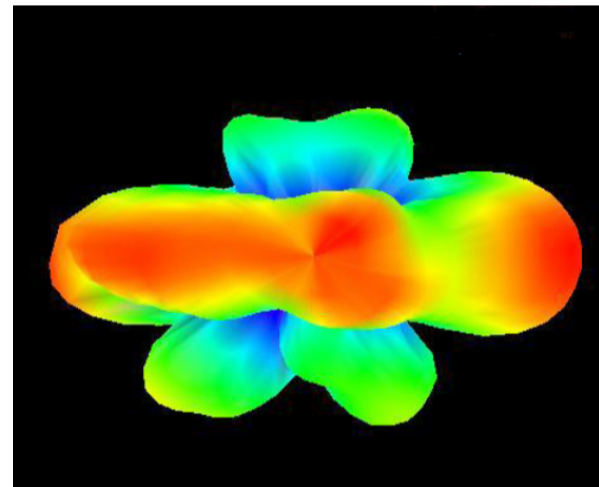
XZ Plane



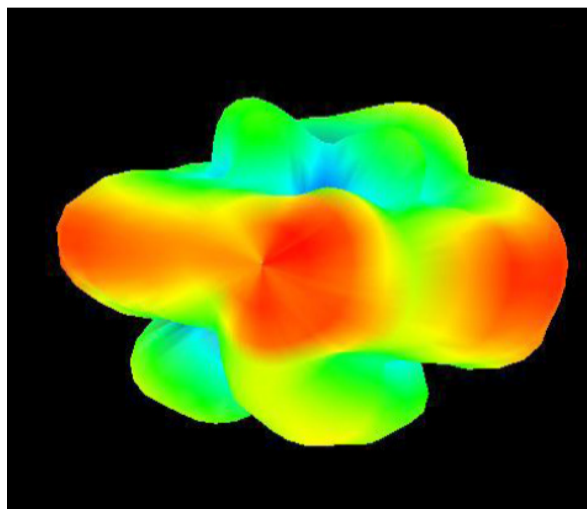
YZ Plane



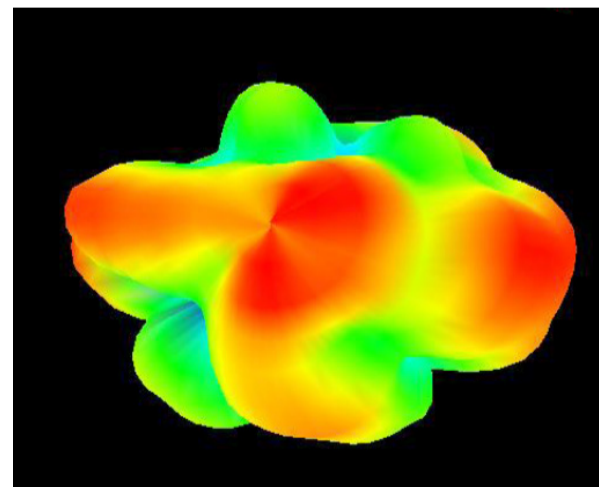
Antenna 3D Pattern  
2400 MHz



2450 MHz



2483 MHz



Frequency (MHz)	2400	2450	2483
Peak Gain (dBi)	3.84	3.53	2.89
Efficiency (%)	57	58	56

# 2.4 GHz External Whip Antenna



AEACAQ190012-S2400

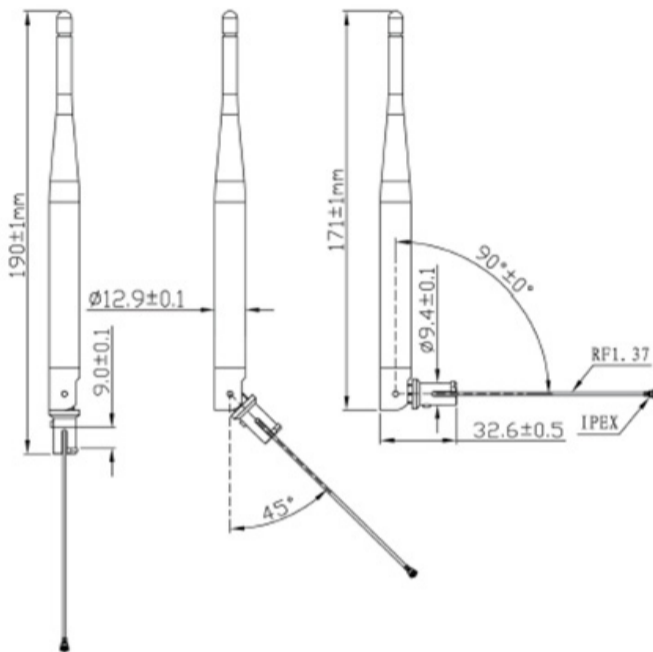


190.0 x Ø12.9 mm  
RoHS/RoHS II Compliant

MSL = N/A: NOT APPLICABLE

## DIMENSIONS

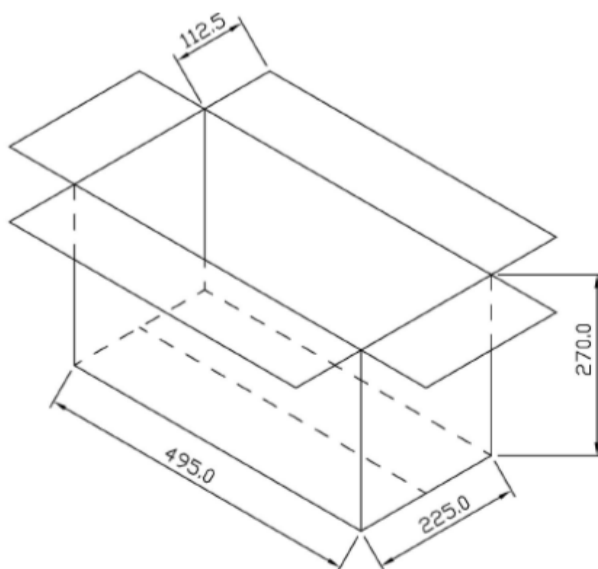
Unit: mm



Parameters	Description
Cable Length	10.0 cm
RF Cable	RG178/RF1.37 or others
RF Connector	IPEX or others
Mounting Type	Knuckle

## PACKAGING

Each 495 x 225 x 270 mm size carton includes 500 pcs antenna, 13kgs/carton.



Unit: mm

