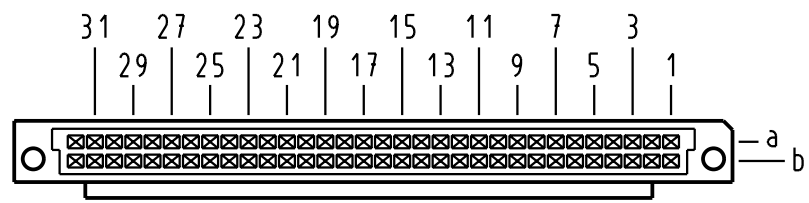


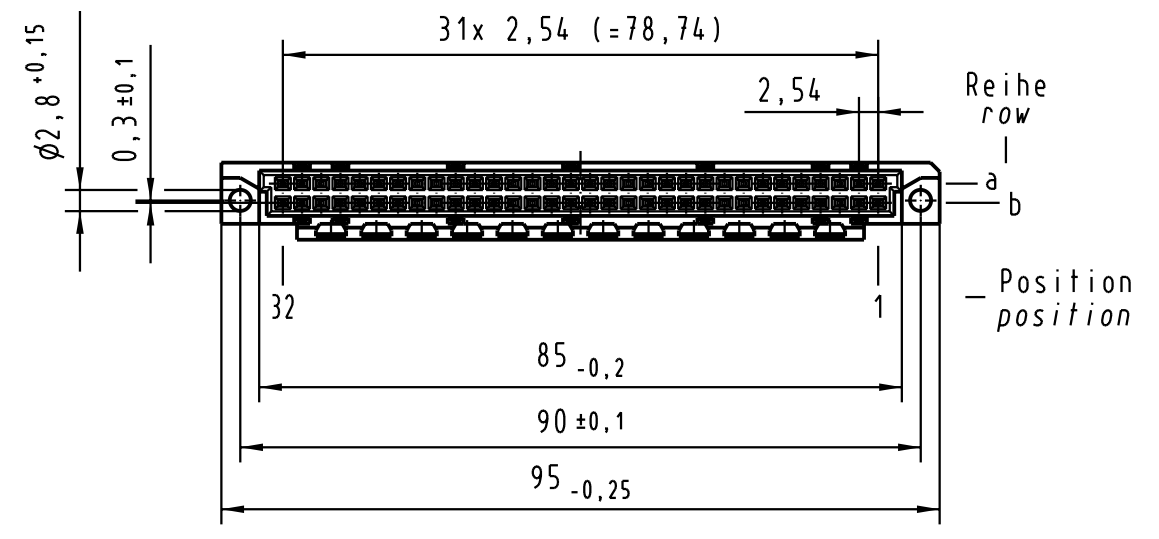
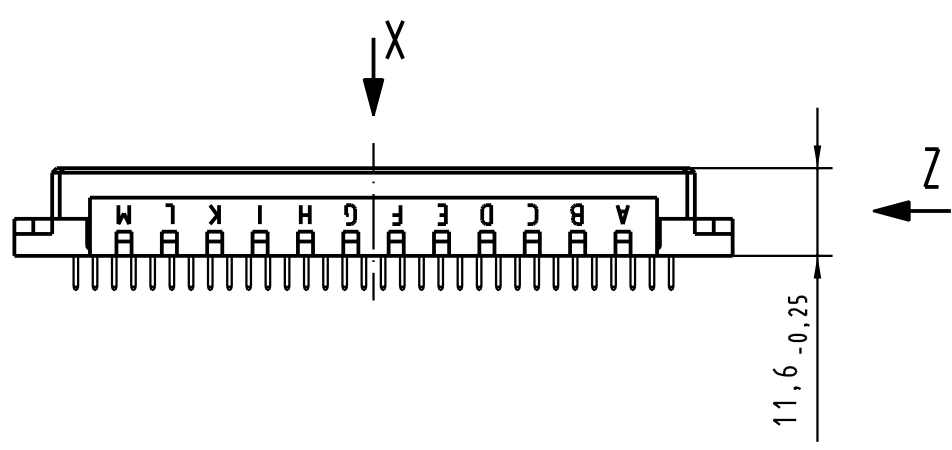
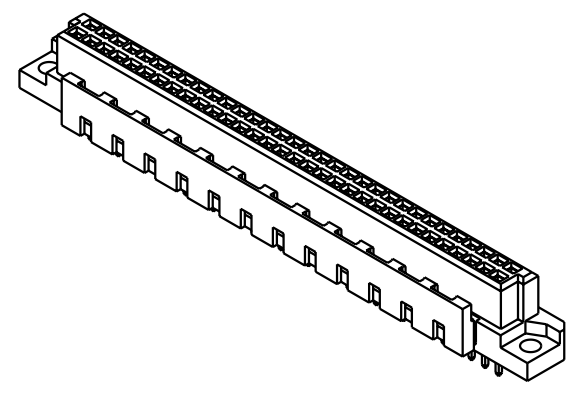
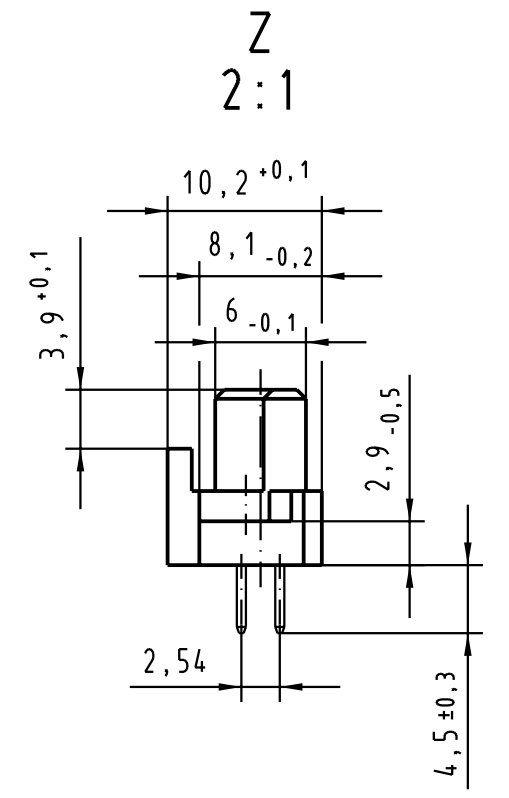
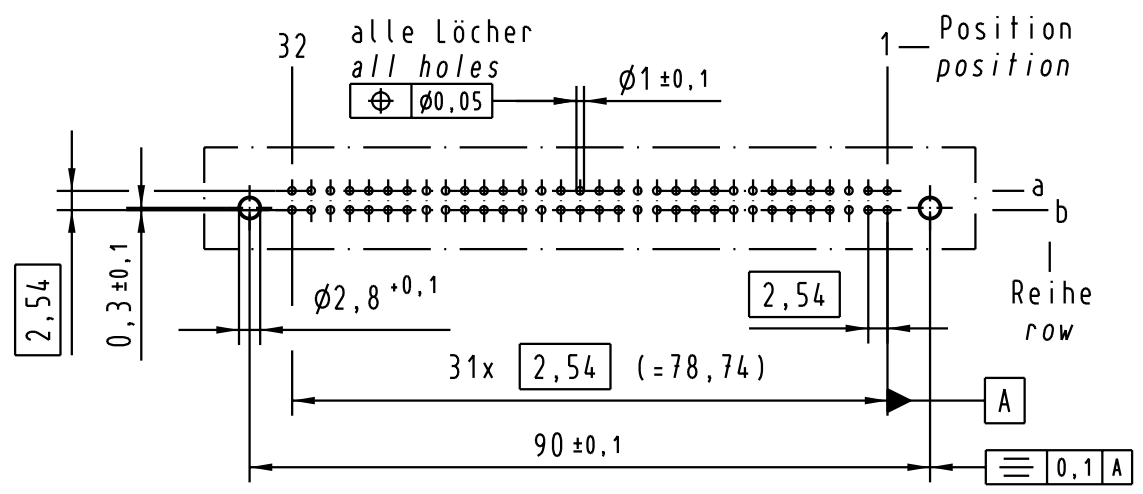
**X**  
 Kontaktanordnung  
 Contact arrangement



64 Signal Kontakte  
 64 signal contacts

- ☒ = Kontaktposition belegt  
 = position with contact
- ☐ = Kontaktposition nicht belegt  
 = position without contact

**X**  
 (Lochbild)  
 (Board drillings)



09 02 764 6825	2	Au über/over PdNi
Bestell-Nr. Part-No.	Anforderungsstufe nach IEC performance level per IEC	Kontaktoberfläche Contact Plating

31994 Mod.	Dat.	Name	Techn. Character.		Nicht tolerierte Maß/Free size tolerances siehe / see IEC 60603-2		
			Detail.	27.04.04	Hage.	Maßstab/Scale 1:1 (2:1)	Bauform B Federleiste mit Kodierung Einlöt 4,5 , 64 pol. type B female connector with coding solder 4,5 , 64 pol.
			Insp.	27.04.04	kfoe		
HARTING Electronics GmbH & Co. KG D-32339 ESPELKAMP			HARTING		TB 09 02 764 x825	Blatt/page	

Alle Rechte vorbehalten/ All rights reserved