

Flush-type base - PRT-CD-AD1 - 2749673

Please be informed that the data shown in this PDF Document is generated from our Online Catalog. Please find the complete data in the user's documentation. Our General Terms of Use for Downloads are valid (<http://download.phoenixcontact.com>)

Flush-type socket base for equipment protection plug PRT-S...



Key commercial data

Packing unit	1 PCE
Weight per Piece (excluding packing)	48.41 GRM
Custom tariff number	85363010
Country of origin	Germany

Technical data

Dimensions

Height	47.5 mm
Width	71 mm
Depth	40 mm

Ambient conditions

Degree of protection	IP40
Ambient temperature (operation)	-25 °C ... 75 °C

General

Housing material	PA
Inflammability class according to UL 94	V0
Color	black
Standards for air and creepage distances	IEC 60664-1
	IEC 61643-1
Design	Fitted box module
Mounting type	UP/channel installation

Flush-type base - PRT-CD-AD1 - 2749673

Technical data

Protective circuit

IEC test classification	III
	T3
EN type	T3
Nominal voltage U_N	230 V AC
Arrester rated voltage U_C	260 V AC
Arrester rated voltage U_C (L-N)	260 V AC
Nominal frequency f_N	50 Hz
	60 Hz
Nominal current I_N	16 A ($\leq 45^\circ\text{C}$)
Max. required back-up fuse	16 A (gL)
Short-circuit resistance I_P with max. backup fuse (effective)	1.5 kA
Surge protection fault message	Remote indicator contact

Non-heating apparatus connection, power supply

Connection method	Screw terminal blocks
Connection type IN	Screw terminal blocks
Connection type OUT	Screw terminal blocks
Screw thread	M3
Tightening torque	0.8 Nm
Stripping length	8 mm
Conductor cross section stranded min.	0.2 mm ²
Conductor cross section stranded max.	2.5 mm ²
Conductor cross section solid min.	0.2 mm ²
Conductor cross section solid max.	4 mm ²
Conductor cross section AWG/kcmil min.	24
Conductor cross section AWG/kcmil max	12

Remote indicator contact

Connection name	Remote fault indicator contact
Connection method	Screw connection
Screw thread	M3
Tightening torque	0.8 Nm
Stripping length	6 mm
Conductor cross section stranded min.	0.14 mm ²
Conductor cross section stranded max.	1.5 mm ²
Conductor cross section solid min.	0.14 mm ²
Conductor cross section solid max.	1.5 mm ²
Conductor cross section AWG/kcmil min.	26

Flush-type base - PRT-CD-AD1 - 2749673

Technical data

Remote indicator contact

Conductor cross section AWG/kcmil max	16
Maximum operating voltage U_{max} AC	250 V
Max. operating current I_{max}	3 A (60°C)

Standards and Regulations

Standards/specifications	IEC 61643-1 2005
	DIN EN 61643-11 2002
	DIN EN 61643-11/A11 2007

Classifications

eCl@ss

eCl@ss 4.0	27140201
eCl@ss 4.1	27130801
eCl@ss 5.0	27130801
eCl@ss 5.1	27130801
eCl@ss 6.0	27130810
eCl@ss 7.0	27130810
eCl@ss 8.0	27130810

ETIM

ETIM 2.0	EC001473
ETIM 3.0	EC001473
ETIM 4.0	EC001473
ETIM 5.0	EC001473

UNSPSC

UNSPSC 6.01	30212010
UNSPSC 7.0901	39121610
UNSPSC 11	39121610
UNSPSC 12.01	39121610
UNSPSC 13.2	39121620

Approvals

Approvals

Flush-type base - PRT-CD-AD1 - 2749673

Approvals


Approvals

GOST

Ex Approvals

Approvals submitted

Approval details



Accessories

Accessories

Central plate

Central plate - ZP-J/TAE/ST550 WH - 2830362



Central plate, 3x TAE: Range of switches, Jung ST 550, white.

Cover frame

Cover frame - AR-J/ST550 WH - 2830359

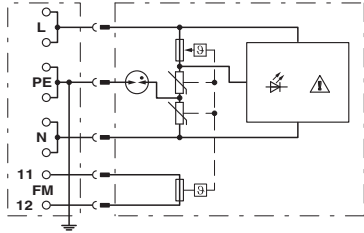


Cover frame, single: Range of switches, Jung ST 550, white.

Drawings

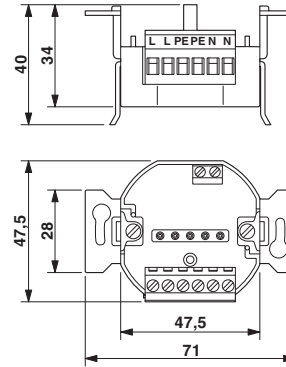
Flush-type base - PRT-CD-AD1 - 2749673

Circuit diagram



1 = signaling
2 = optional

Dimensioned drawing



Application drawing

