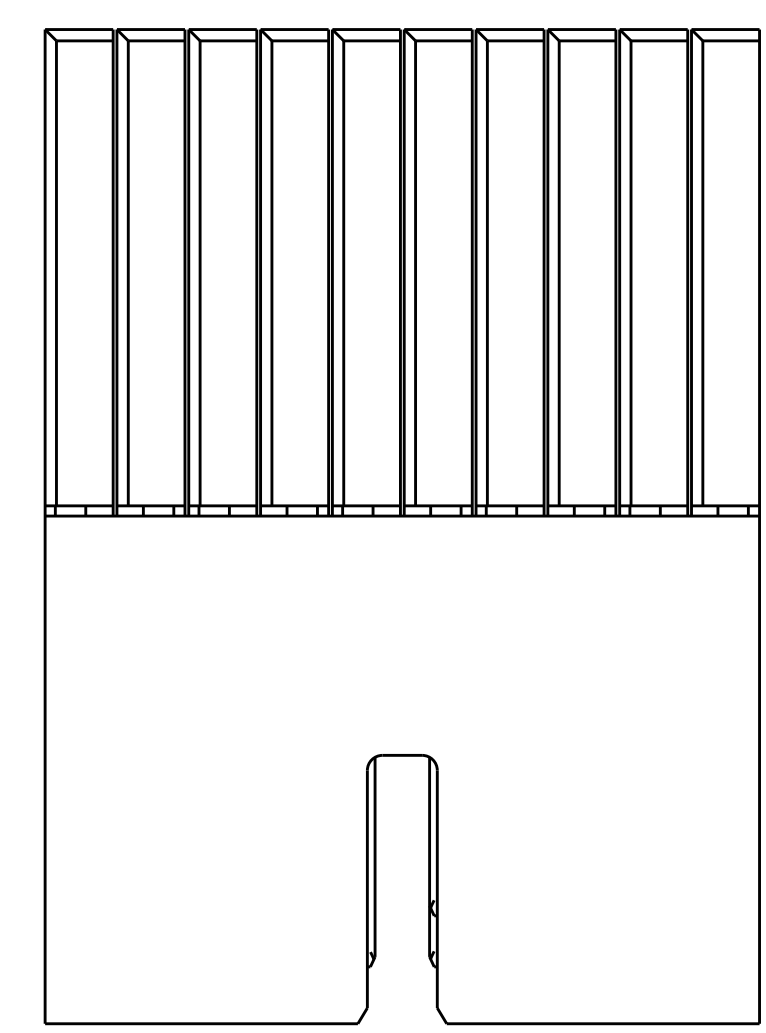
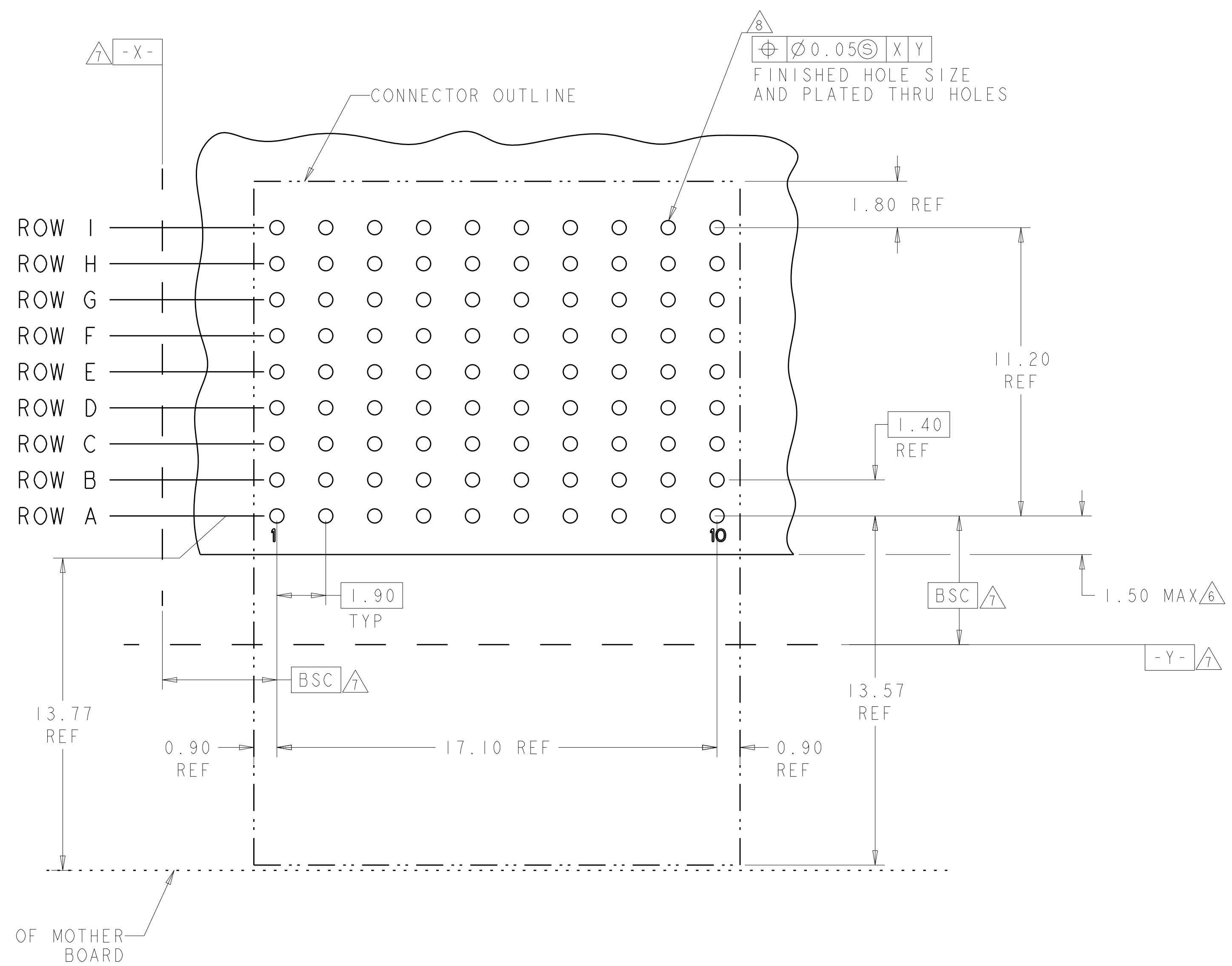
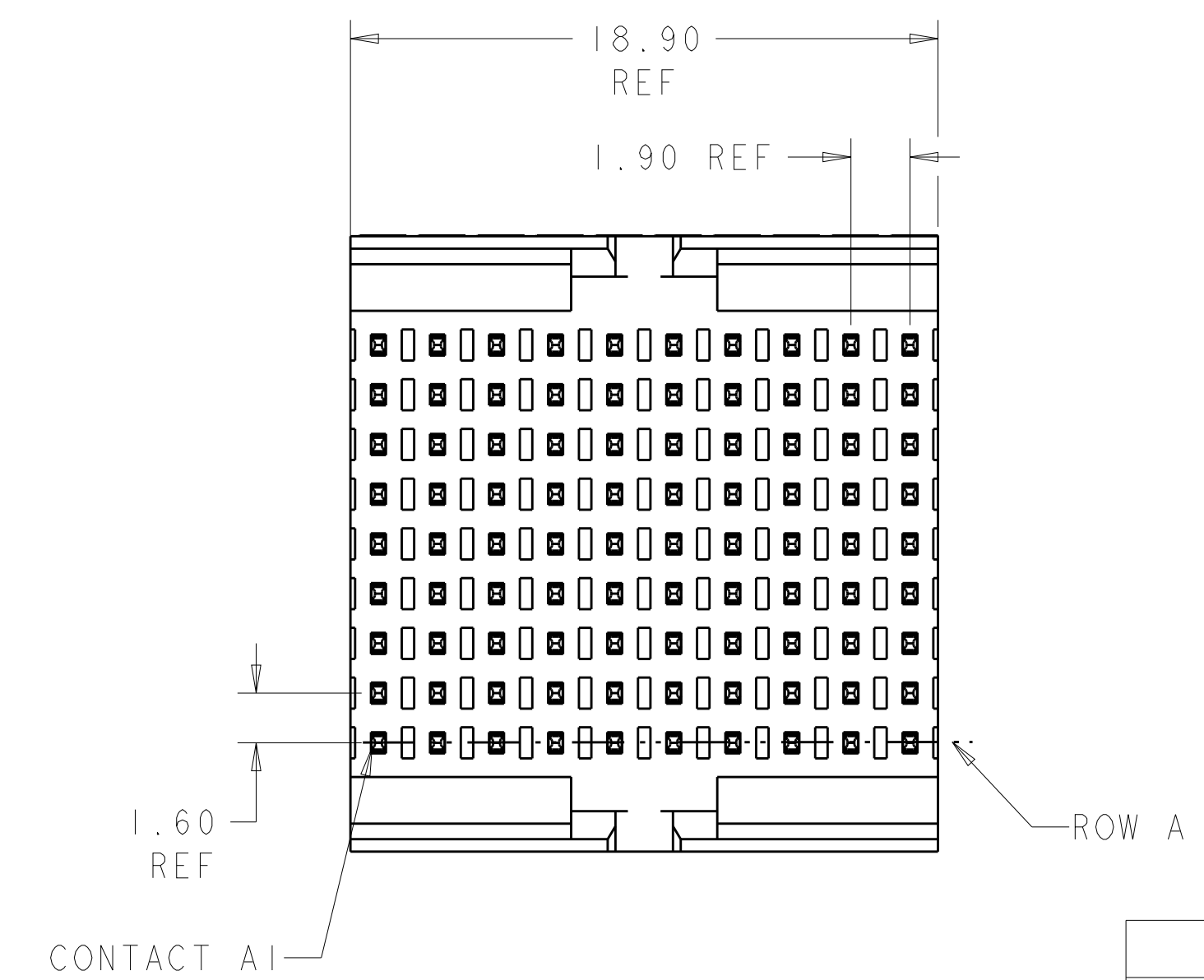
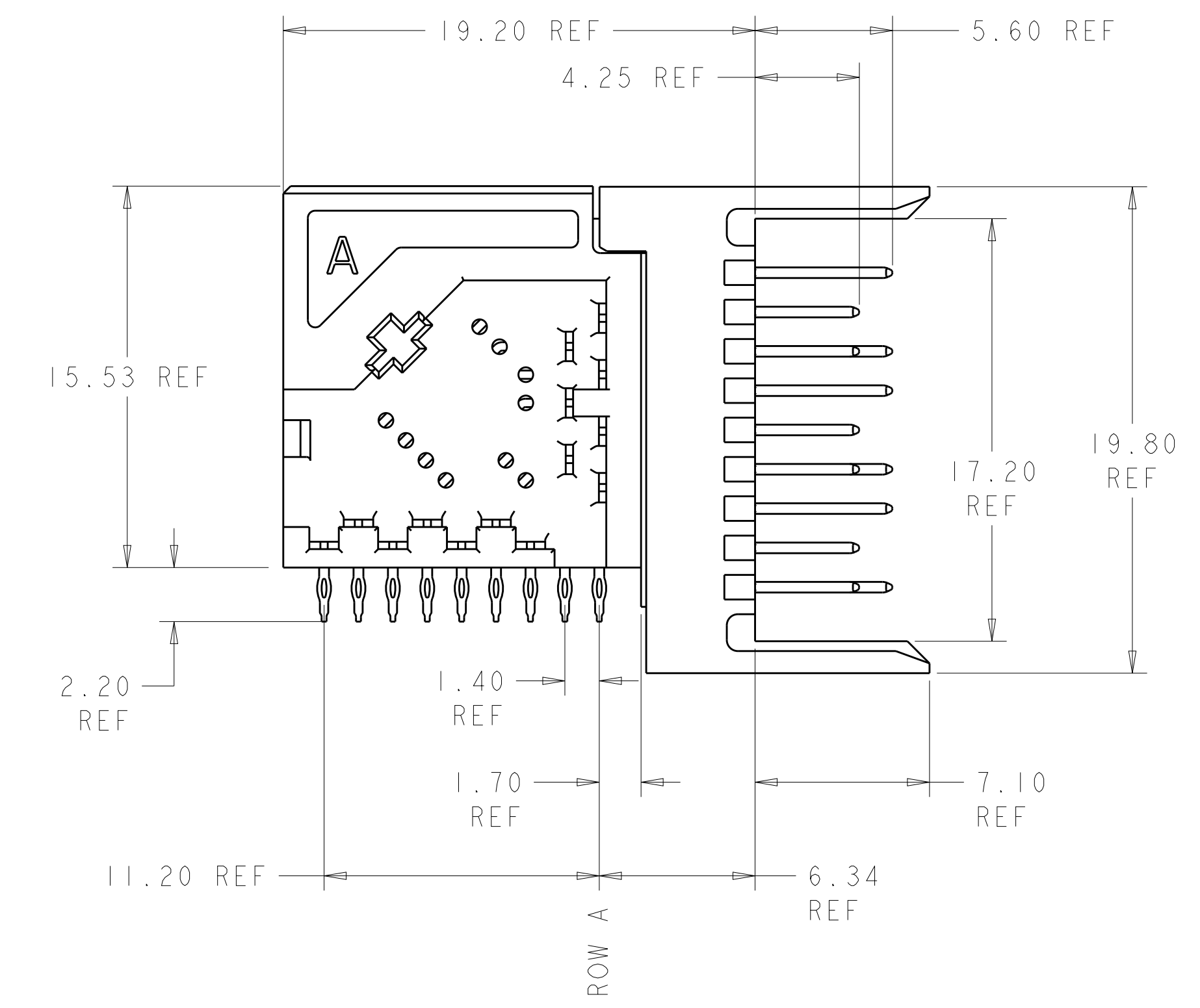


LOC		DIST		REVISIONS			
P	LTN	DESCRIPTION	DATE	DWN	APVD		
B		REV PER ECO 12-010940	7-31-12	CT	DH		



- △ MATERIAL:  
CONTACT AND SHIELD: COPPER ALLOY  
HOUSING AND CHICKLET: LCP, COLOR: BLACK
- △ FINISH:  
CONTACT: MATING AREA: 1.27µm MIN GOLD OVER  
1.27µm MIN NICKEL
- △ FINISH:  
COMPLIANT PIN AREA: 0.38µm MIN BRIGHT TIN LEAD OVER  
1.27µm MIN NICKEL
- △ FINISH:  
COMPLIANT PIN AREA: 0.38µm MIN MATTE TIN OVER  
1.27µm MIN NICKEL
- △ FINISH:  
COMPLIANT PIN AREA: 0.38µm MIN GOLD OVER  
1.27µm MIN NICKEL
- △ DIMENSION APPLIES TO CENTERLINE OF THRU HOLE.
- △ DATUMS AND BASIC DIMENSIONS ESTABLISHED BY CUSTOMER.
- △ REFERENCE APPLICATION SPEC 114-13267 FOR RECOMMENDED PLATED THRU HOLE DIAMETER AND PLATING THICKNESS.



△ 2 △ 5	2102315-3
△ 2 △ 4	2102315-2
△ 2 △ 3	2102315-1
FINISH	PART NUMBER

THIS DRAWING IS A CONTROLLED DOCUMENT.

DIMENSIONS:	TOLERANCES UNLESS OTHERWISE SPECIFIED:	DWN: D. BELACK 24JUN2009	CHK: A. TSANG 6-24-2009	APVD: M. McALONIS 6-24-2009
mm	0 PLC ±0.13 1 PLC ±0.13 2 PLC ±0.05 3 PLC ±0.05 4 PLC ±0.05 ANGLES ±0.1	PRODUCT SPEC	108-2409	APPLICATION SPEC
MATERIAL	FINISH	114-13267	114-13267	114-13267
		WEIGHT ~11.16g	~11.16g	~11.16g

STE TE Connectivity

NAME: Fortis Zd, 3-PAIR, 10-COLUMN, R/A, CENTER MODULE ASSEMBLY, SINGLE ENDED

SIZE: CAGE CODE DRAWING NO. RESTRICTED TO

A100779C=2102315

CUSTOMER DRAWING SCALE 5:1 SHEET 1 OF 1 REV B