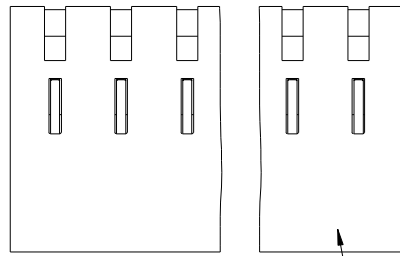


Tous droits strictement réservés. Reproduction ou communication à des tiers interdite sous quelque forme que ce soit sans autorisation écrite du propriétaire. Propriété de c.FCI. Droits de reproduction FCI.

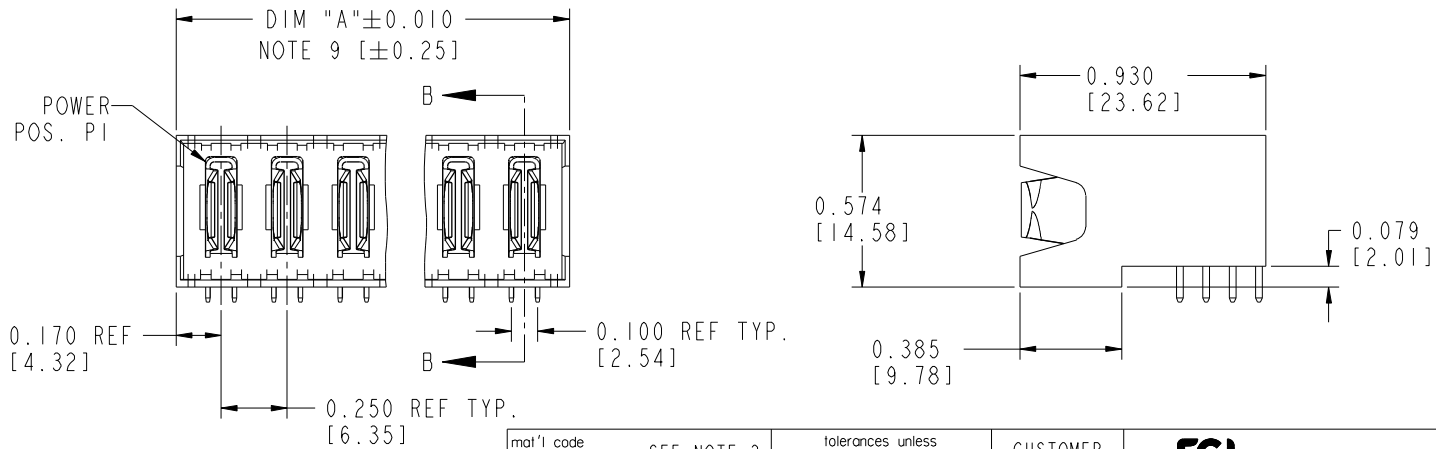


All rights strictly reserved. Reproduction or issue to third parties in any form whatever is not permitted without written authority from the proprietor. Property of FCI. Copyright FCI.

PRODUCT NUMBER
51727-ABB00000EF_..
SEE NOTE 1



SEE NOTE 8



mat'l code				SEE NOTE 2		tolerances unless otherwise specified		CUSTOMER		 www.fciconnect.com	
ltr	ecn no.	dr	date	linear	.XX±.01/.XX±.3		COPY		 projection	title	
A	V02387	JRW	10/03/00		.XXX±.005/.XX±.13		 INCH/MM			RIGHT ANGLE HEADER w/o GUIDE PIN POWER	
B	V10990	JWS	04/05/01	angles	.XXXX±.0020/.XXX±.051		scale		product family		
C	V12845	JWS	01/04/02		0°±2°		3:2		PWRBLADE		
D	DG06-0295	JMG	07/20/06	dr	LEV4	10/14/99	size		code		
E	DG07-0080	RYAN	03/09/07	enr	J. BROWN	10/14/99	dwg no		213		
F	DG08-0239	JC	09/11/08	chr	J. BROWN	10/14/99	sheet		1 of 3		
				appd	J. BROWN	10/14/99	sheet		1 of 3		
sheet index	revision sheet	F	F	F			cage code		22526		
		1	2	3							

Pro/E

cage code 22526

Tous droits strictement reserves. Reproduction ou communication a des tiers interdite sous quelque forme que ce soit sans autorisation écrite du propriétaire. Propriete de c FCI. Droits de reproduction FCI.

All rights strictly reserved. Reproduction or issue to third parties in any form whatever is not permitted without written authority from the proprietor. Property of FCI. Copyright FCI.

PRODUCT NUMBER	DIM	LENGTH FORMULAS (SEE NOTE 9)
51727-ABB00000EF_	DIM "A" .250 [6.35] x BB + .090 [2.29] (NOTE 9)	
SEE NOTE 1	DIM "F" .250 [6.35] x BB + .120 [3.05]	

CONNECTOR NOTES:

- PRODUCT NUMBER CODE:  
51727 - A BB 000 00 E 0 LF  

NO THIS SUFFIX: 100u"/2.54um SnPb ON PCB INTERFACE  
 ADD THIS SUFFIX: 78u"/2.00um Sn ON PCB INTERFACE   
 ALWAYS "0" (ZERO) (NOTE 7)  
 TAIL LENGTH (NOTE 6)  
 ALWAYS '00' (ZERO,ZERO)  
 ALWAYS '000' (ZERO,ZERO,ZERO) (NOTE 5)  
 NUMBER OF POWER CONTACTS (NOTE 4)  
 PLATING (NOTE 3)  
 BASE NUMBER
- HOUSING MATERIAL: GLASS FILLED V-0 HIGH TEMP THERMO PLASTIC  
 POWER CONTACT MATERIAL: COPPER ALLOY
- PLATING:  
 1 = SEE PRINT 10064183 FOR PLATING SPEC OF 51727-1BB00000EF; 51727-1BB00000EFLF
- POWER CONTACTS, 01 TO 20 AVAILABLE.  
 MAXIMUM OF 20 POWER CONTACTS PER CONNECTOR
- THIS PART IS NOT AVAILABLE WITH SIGNAL CONTACTS.
- TAIL LENGTH:  
 A = .135±0.010 [3.43±0.25] SOLDER TO BOARD AS SHOWN  
 C = .135±0.010 [3.43±0.25] PRESS-FIT

- BOARD RETENTION NOT AVAILABLE WITH GUIDELESS ENDS.
  - MANUFACTURE'S NAME, P/N, AND DATE CODE TO APPEAR ON THIS SURFACE.
  - THE MAXIMUM OVERALL LENGTH (DIM A) OF A PART IS 8.00 [203.2].
  - PRODUCT SPECIFICATION GS-12-149.
  - REFERENCE 51697 FOR SPECIALS WORKSHEET.
- PCB NOTES:
- ALL DIMENSIONS ARE BASIC UNLESS OTHERWISE SPECIFIED.
  - ALL THROUGH HOLES ARE LOCATED WITH A TRUE POSITION OF 0.004 [0.10].
  - ALL HOLE DIAMETERS ARE FINISHED HOLE SIZE.
  - Ø0.0453±0.001 [1.151±0.02] DRILLED HOLES PLATED WITH 0.0003 [.007] MIN SnPb OR Sn OVER 0.001 [0.03] TO 0.003 [0.08] Cu PLATING TO ACHIEVE Ø0.040±0.003 [1.02±0.08] HOLE.
  - A SYMBOL WILL BE NEXT TO ANY DIMENSION, VIEW, OR NOTE WHICH HAS BEEN MODIFIED WITH THE CURRENT DRAWING REVISION.

mat'l code		NOTE 2		tolerances unless otherwise specified		CUSTOMER			
ltr	ecn no.	dr	date	linear	.XX±.01/.X±.3	COPY		www.fciconnect.com	
F					.XXX±.005/.XX±.13	projection		title	
				angles	.XXX±.0020/.XXX±.051			RIGHT ANGLE HEADER w/o GUIDE PIN POWER	
				dr	0°±2°	INCH/MM		product family	
				enr	LEV4 10/14/99	scale		PWRBLADE	
				chr	J. BROWN 10/14/99	3:2		code	
				appd	J. BROWN 10/14/99	A		213	
sheet index	revision sheet							51727	
								sheet 2	

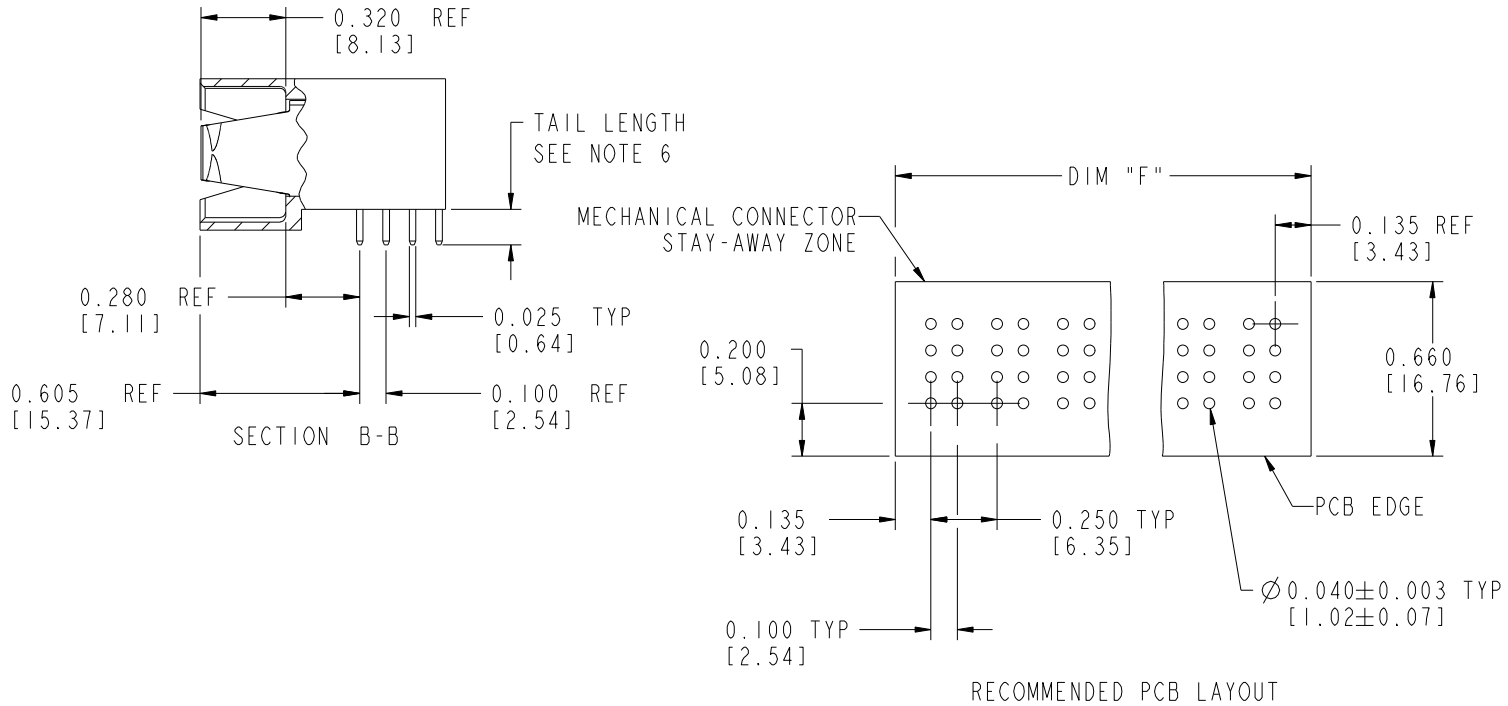
cage code 22526

Tous droits strictement réservés. Reproduction ou communication à des tiers interdite sous quelque forme que ce soit sans autorisation écrite du propriétaire. Propriété de c.FCI. Droits de reproduction FCI.



All rights strictly reserved. Reproduction or issue to third parties in any form whatever is not permitted without written authority from the proprietor. Property of FCI. Copyright FCI.

PRODUCT NUMBER  
51727-ABB00000EF\_..



mat'l code		NOTE 2		tolerances unless otherwise specified		CUSTOMER		FCI	
ltr	ecn no.	dr	date	linear	.XX±.01/.XX±.3	COPY		www.fciconnect.com	
F					.XXX±.005/.XX±.13	projection		title	
				angles	.XXX±.0020/.XXX±.051			RIGHT ANGLE HEADER w/o GUIDE PIN POWER	
				dr	0° ± 2°	INCH/MM		product family	
				enr	LEV4 10/14/99	scale		PWRBLADE	
				chr	J. BROWN 10/14/99	3:2		code	
				appd	J. BROWN 10/14/99	A		size	
sheet index		revision sheet				51727		213	
						3		sheet	
						A		3	

cage code 22526

Pro/E