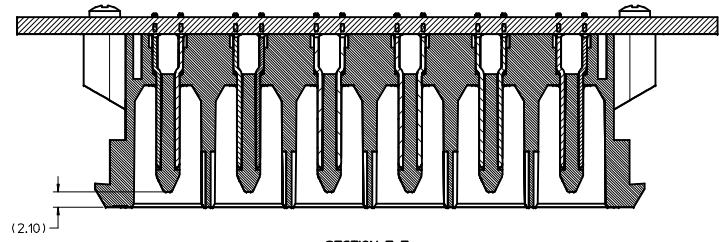
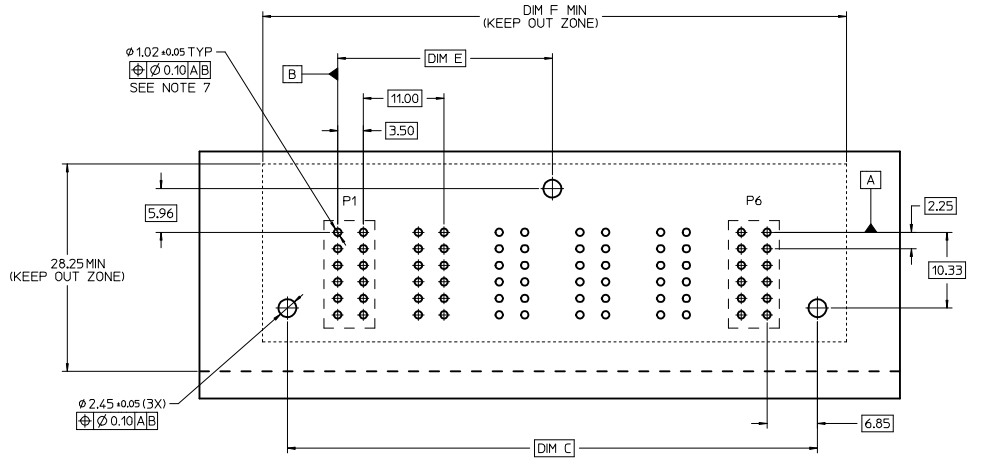
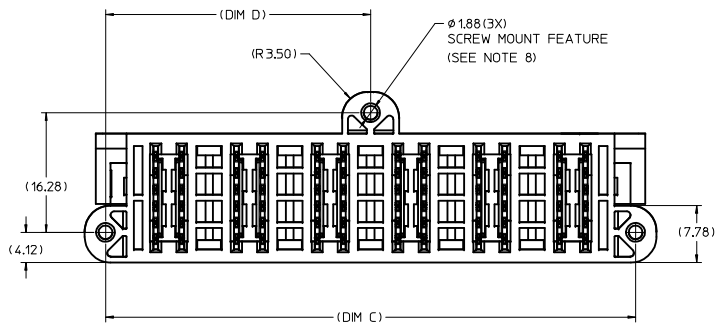
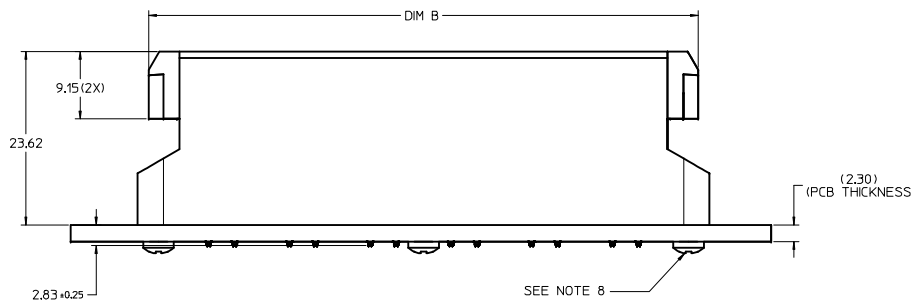


PART NO	CKT	DIM A	DIM B	DIM C	DIM D	DIM E	DIM F
151053-0002	2	33.90	30.84	28.20	14.10	7.25	34.90
151053-0003	3	44.90	41.84	39.20	19.60	12.75	45.90
151053-0004	4	55.90	52.84	50.20	25.10	18.25	56.90
151053-0005	5	66.90	63.84	61.20	30.60	23.75	67.90
151053-0006	6	77.90	74.84	72.20	36.10	29.25	78.90

- NOTES:
- MATERIAL:
HOUSING: LCP, UL94V-0, COLOR: BLACK
TERMINALS: COPPER ALLOY
 - FINISHES: TERMINALS : 304N MIN GOLD ON CONTACT
1004N MIN TIN ON TAIL
504N MIN NICKEL UNDERPLATE OVERALL.
 - PRODUCT SPECIFICATION: PS-151053-0000
 - PACKAGING SPECIFICATION: PK-151053-0001
 - MATING WITH CRIMP: 46819, CRIMP RECEPTACLE HOUSING: 151034
 - TAIL DESIGN : COMPLIANT PIN
 - PLATED THRU HOLE SIZE, REFER TO PS-151053-0000
 - RECOMMENDED SCREW: 2-32 TYPE AB X 0.300".
SCREWS ARE SOLD SEPARATELY.
 - USE FLAT ROCK APPLICATION TOOLING.
 - POWER CONTACTS ARE LUBRICATED.



RECOMMENDED PCB LAYOUT & KEEP OUT ZONE

RELEASE IEC NO: S2016-0908 DRAWN BY: CGOH CHECKED BY: CHYKDEANG APPROVED BY: KHLIM DATE: 2016/04/01 DATE: 2016/04/07 DATE: 2016/04/08	QUALITY SYMBOLS	GENERAL TOLERANCES (UNLESS SPECIFIED)	DIMENSION STYLE	SCALE	DESIGN UNITS	THIRD ANGLE PROJECTION
	▽=0	4 PLACES ± mm	MM ONLY	3:1	METRIC	☉
	▽=0	3 PLACES ± ---	INCH			
	▽=0	2 PLACES ± 0.25				
		1 PLACE ± 0.25				
		0 PLACE ± ---				
		ANGULAR ± 3 °				
		DRAFT WHERE APPLICABLE MUST REMAIN WITHIN DIMENSIONS				
			MATERIAL NO.	DOCUMENT NO.		
			SEE TABLE	SD-151053-0001		
			THIS DRAWING CONTAINS INFORMATION THAT IS PROPRIETARY TO MOLEX INCORPORATED AND SHOULD NOT BE USED WITHOUT WRITTEN PERMISSION			

GUARDIAN
2 - 6CKT VERTICAL HEADER
POWER CONNECTOR
molex
SHEET NO. 1 OF 1