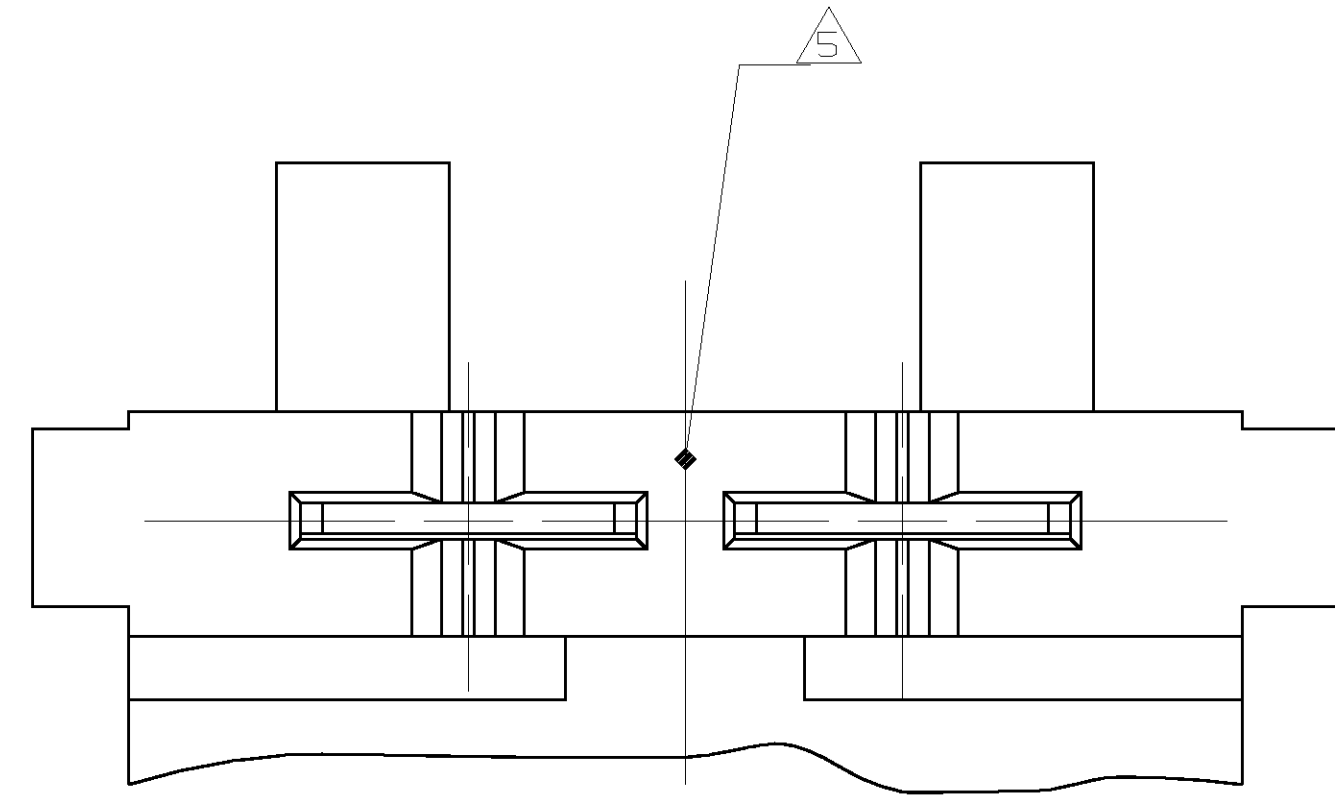
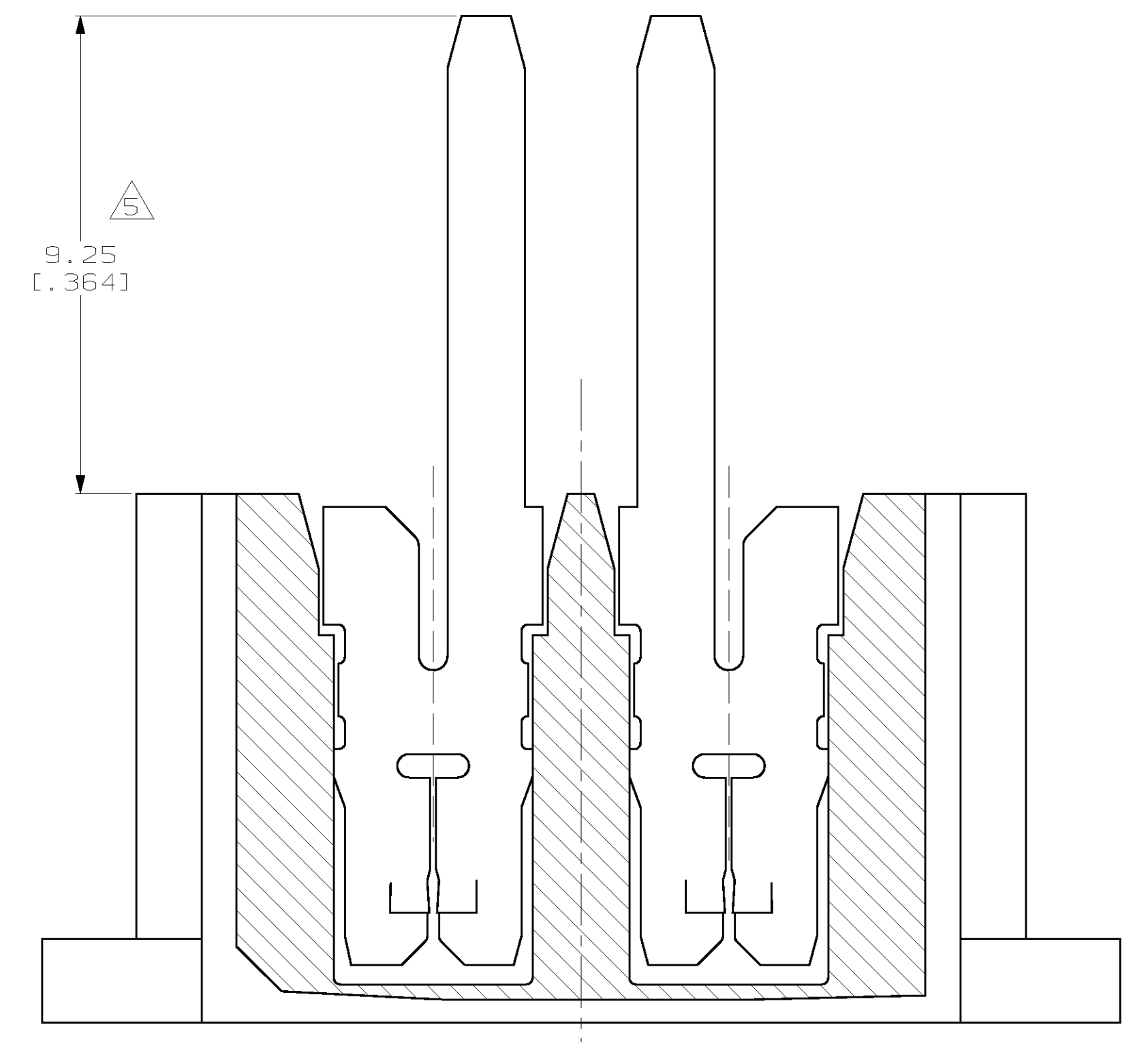
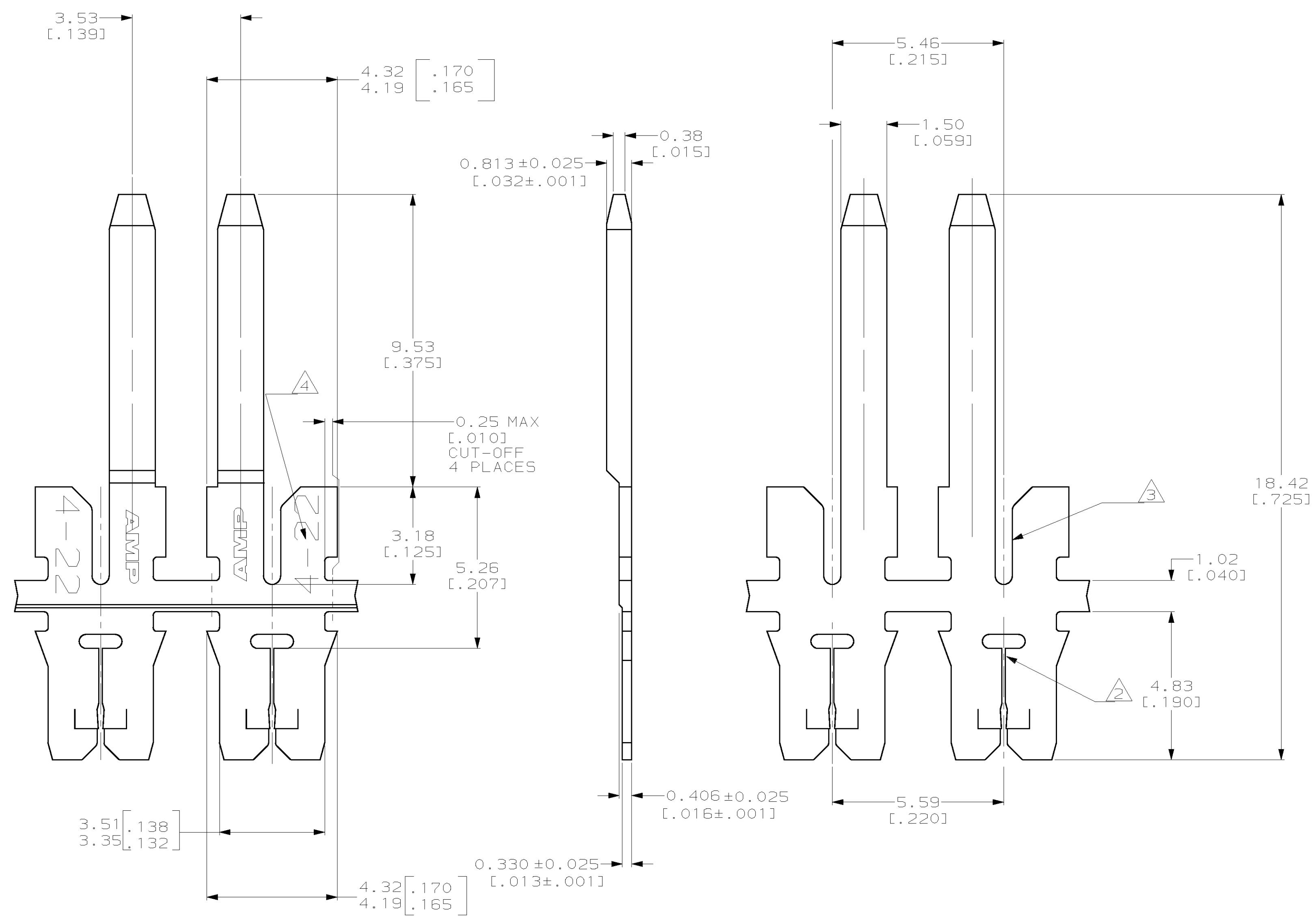


LOC		DIST		REVISIONS			
AF	50	TR	LYR	DESCRIPTION	DATE	OWN	APVD
		E		REV PER 063A-0193-02	15MAY02	JR	KAR



- 1 CONTINUOUS STRIP ON REELS WITH TERMINALS LOCATED ON 11.18±0.08 [.440±.003] CENTERS
- 2 SLOTS ACCEPTS 0.18 - 0.23mm [#33-#31] AWG COPPER MAGNET WIRE. TWO WIRES OF THE SAME SIZE MAX PER SLOT.
- 3 SLOT ACCEPTS A SINGLE 0.6mm [#22.5]AWG SOLID BARE COPPER WIRE
- 4 IDENTIFICATION NUMBER 4-22. 4 FOR THE MAGNET WIRE SLOT SIZE AND 22 FOR THE LEADWIRE SLOT SIZE
- 5 POINT OF MEASUREMENT, LOCATED APPROXIMATELY AS SHOWN



INSERTION SPECIFICATION

63903-1
PART NUMBER

THIS DRAWING IS A CONTROLLED DOCUMENT.		DWN R. GRZYBOWSKI 6JAN97	AMP Incorporated Harrisburg, PA 17105-3608	
DIMENSIONS mm (INCHES)		CHK M. S. FEHER 6JAN97	APVD K. RANDOLPH 6JAN97	
TOLERANCES UNLESS OTHERWISE SPECIFIED:		NAME TERMINAL, POSTED, DUAL IDC, MAG-MATE™ Slim Line		
0 PLC ±-	1 PLC ±-	PRODUCT SPEC 108-14B4		
2 PLC ±0.13 (.005)	3 PLC ±-	APPLICATION SPEC		
4 PLC ±-	ANGLES ±-	SIZE A1 00779 C-63903		
MATERIAL 4M PRE-MILLED BRASS	FINISH 0.002032 (.000080) MIN TIN PER MIL-T-10727	WEIGHT -		RESTRICTED TO CUSTOMER DRAWING
SCALE 10:1		SHEET 1 OF 1		REV E