



# Fire Barrier Pass-Through Device



FIRESTOP DEVICE  
FOR USE IN THROUGH-PENETRATION FIRESTOP SYSTEMS  
SEE UL DIRECTORY OF PRODUCTS CERTIFIED FOR CANADA  
AND UL FIRE RESISTANCE DIRECTORY  
24KP

## Product Data

### Product Description

The 3M™ Fire Barrier Pass-Through Device is a one-piece hinged metal enclosure designed to prevent the passage of fire and smoke. The metal device has a fixed firestopping intumescent material which works in conjunction with foam smoke seals and an optional mounting bracket. It has been contractor-designed to allow for use in either retrofit or new construction applications where an “install and be done” technology is needed. It is designed to provide years of dependable through-penetration firestopping with no reapplication of additional product to maintain its rating. The 3M Fire Barrier Pass-Through Device achieved up to 3 hour fire ratings (dependent upon system application) when tested by Underwriter Laboratories Inc. in accordance with ASTM E814 (UL1479).

### 3M Fire Barrier Pass-Through Device Product Features

- One-piece, hinged metal enclosure makes installations fast and easy
- Blank to multiple penetrants tested
- Red color – easy to identify as a fire rated device during inspection
- Stackable for multiple penetrations
- Warning labels part of device
- Convenient pictorial installation instructions
- UL classified – meets all code requirements
- 3M Logos on both sides of the penetration for easy identification

### 1. Applications

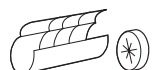
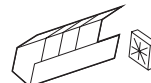
- Cables – 750 kcmil, 24 volt, optical, Cat 6, fiber optic, 300 pair telephone, thermostat
- Pipes – copper, steel, iron, flexible gas
- Blanks – for future use
- Insulated – AB/PVC, line sets
- Plastic pipes – ccPVC, PVC, ENT, CPVC, FRPP, PVDF, ccABS, ABS, rigid non-metallic, PEX
- Combinations – metallic, non-metallic and insulated pipes plus cables

### 2. Physical Properties

Color	Red	Red	Red	Red
Nominal Size	2.5" x 2.5" x 10" square	4" x 4" x 10" square	4" x 10" round	2" x 10" round
Units per carton	6	6	6	6

Size	Part No.	Fire (F) Rating
2.5" x 2.5" Square x 10" Long (63.5 x 63.5 mm x 254 mm)	98-0400-5513-3	Up to 3 hour
4" x 4" Square x 10" Long (101.6 x 101.6 mm x 254 mm)	98-0400-5514-1	Up to 3 hour
2" Round x 10" Long (50.8 mm x 254 mm)	98-0400-5539-8	Up to 3 hour
4" Round x 10" Long (101.6 mm x 254 mm)	98-0400-5515-8	Up to 3 hour
2.5" Square single mounting bracket	98-0400-5516-6	NA
2.5" Square triplex mounting bracket	98-0400-5517-4	NA
2.5" Square sixplex mounting bracket	98-0400-5544-8	NA
4" Square single mounting bracket	98-0400-5518-2	NA
4" Square triplex mounting bracket	98-0400-5519-0	NA
4" Square sixplex mounting bracket	98-0400-5543-0	NA
2" Round single mounting bracket	98-0400-5540-6	NA
4" Round single mounting bracket	98-0400-5520-8	NA
2" Round stud bracket	98-0400-5541-4	NA
4" Round stud bracket	98-0400-5542-2	NA
2.5" Square stud bracket	98-0400-5545-5	NA
4" Square stud bracket	98-0400-5546-3	NA

2 1/2" Square • 4" Square • 2" Round • 4" Round



## Fire Barrier Pass-Through Device

### 3. Specifications

#### Product

Installations shall be in strict accordance with manufacturer's written instructions, as shown on approved shop drawings. The device shall also be classified by Underwriter's Laboratory Inc. as a through-penetration firestop device when tested in accordance with ASTM E 814 (UL 1479) for up to 3 hour rating.

All penetrations must be firestopped with a UL Classified system or device as listed in current UL Fire Resistance Directory or have approved shop drawing prior to installation. Suitability for the intended service application should be determined prior to installation.

### 4. Performance

#### A. Testing Procedures

- Tested per ASTM E 814 (UL 1479)
- UL classified 1, 2 and 3 hour fire (F) and temperature (T) rating. See UL Directory under through-penetration firestop devices.
- UL classified L rating, Hot and Cold Smoke Seal. See UL Directory under through-penetration firestop devices.
- ULC

### 5. Installation Techniques

- Prepare the opening by cutting correct size hole
- Slide the device either over existing penetrants or into the opening
- Remove the foam visual/smoke seals and place in a safe location
- Secure with optional 3M™ Fire Barrier Pass-Through Mounting Brackets, 3M™ Fire Barrier Pass-Through Stud Brackets and/or 3M™ Fire Barrier Sealant to the assembly
- Install penetrants
- Re-install the foam visual/smoke seals flush with device ends

### 6. Re-installing Penetrations

- Remove the foam visual/smoke seals and place in a safe location
- Install new penetration
- Re-install the foam visual/smoke seals flush with device ends

### 7. Maintenance

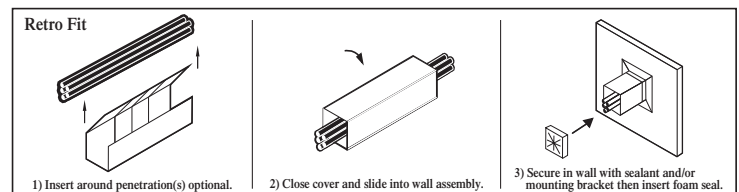
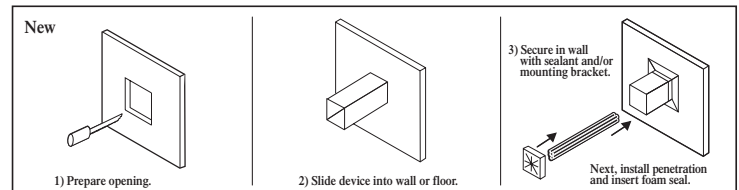
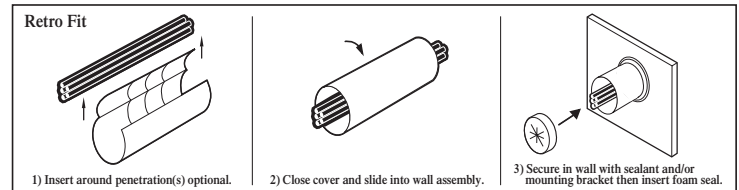
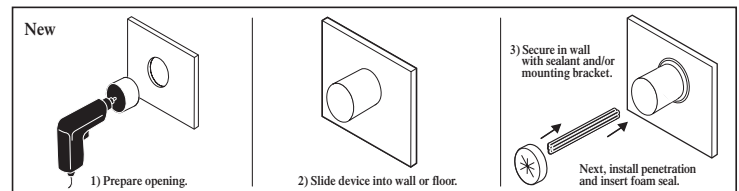
The 3M Fire Barrier Pass-Through Device requires no maintenance over a normal life cycle.

### 8. Availability

3M Fire Barrier Pass-Through Devices are available from Authorized 3M Fire Protection Products Distributors.

**Call 1-800-328-1687 opt. 1**

## Fire Barrier Pass-Through Device



**Warranty and Limited Remedy.** This product will be free from defects in material and manufacture for a period of ninety (90) days from date of purchase. **3M MAKES NO OTHER WARRANTIES INCLUDING, BUT NOT LIMITED TO, ANY IMPLIED WARRANTY OF MERCHANTABILITY OR FITNESS FOR A PARTICULAR PURPOSE.** User is responsible for determining whether the 3M product is fit for a particular purpose and suitable for user's application. If this 3M product is defective within the warranty period stated above, your exclusive remedy and 3M's sole obligation shall be, at 3M's option, to replace or repair the 3M product or refund the purchase price of the 3M product.

**Limitation of Liability.** Except where prohibited by law, 3M will not be liable for any loss or damage arising from this 3M product, whether direct, indirect, special, incidental or consequential, regardless of the legal theory asserted, including warranty, contract, negligence or strict liability.



#### Building and Commercial Services Division

3M Center  
Building 223-2N-21  
St. Paul, MN 55144-1000

800-328-1687

www.3m.com/firestop

©3M 2007.

Printed in U.S.A.

3M is a trademark of 3M.

Bolger 7050876

98-0213-4337-5