

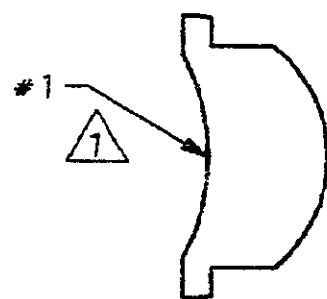
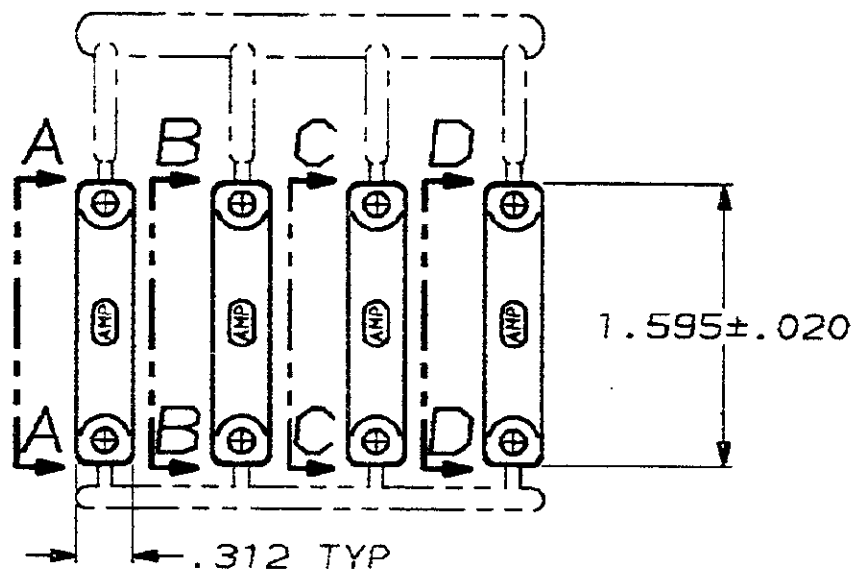
DRAWING MADE IN THIRD ANGLE PROJECTION

THIS DRAWING IS UNPUBLISHED. RELEASED FOR PUBLICATION , 19

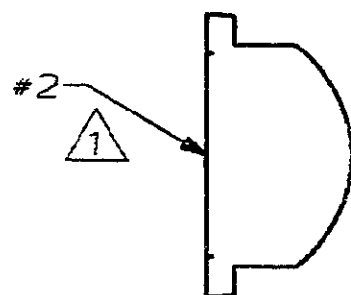
© COPYRIGHT 19

BY AMP INCORPORATED. ALL INTERNATIONAL RIGHTS RESERVED.

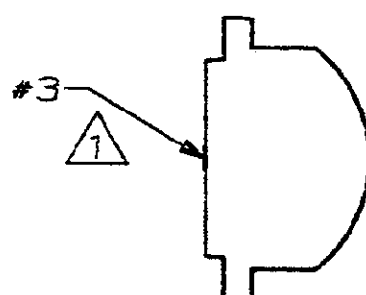
MOD	LOC	DIST	P	F	ZONE	LTR	DESCRIPTION	DATE	APPD
23	BD	39				B	REDRAWN	4/23/91	-



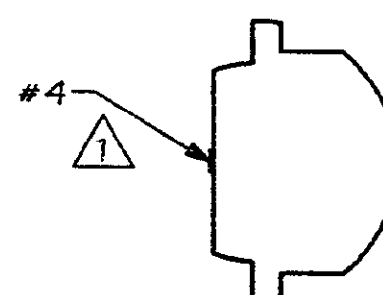
VIEW A-A



VIEW B-B



VIEW C-C



VIEW D-D

1 MOLDDED CHARACTER FOR IDENT, .125 MAX HIGH APPROXIMATELY CENTERED ON THIS END.

206511-1

PART NUMBER

DO NOT SCALE PRINT.  
UNLESS SPECIFIED  
DIMENSIONS IN INCHES  
TOLERANCES ON:  
2 PLC DEC \* -  
3 PLC DEC \* .005  
ANGLES \* -

MATERIAL  
THERMOPLASTIC  
BLACK

FINISH

DR 4/23/91  
A GRAFT

CHK 3-4-92  
W. LENKER

APPD 3-4-92  
K. BEAVER

APPD 3-4-92  
C. RHOE

PRODUCT SPEC

APPLICATION SPEC

WEIGHT -

**AMP** AMP Incorporated  
Harrisburg, PA 17105-3608

NAME  
CABLE CLAMP INSERT, (FOR LARGE BODY)-  
SHELL SIZE 23, CPC

SIZE B CAGE CODE 00779 DRAWING NO 206511

SCALE 1:1 SHEET 1 OF 1