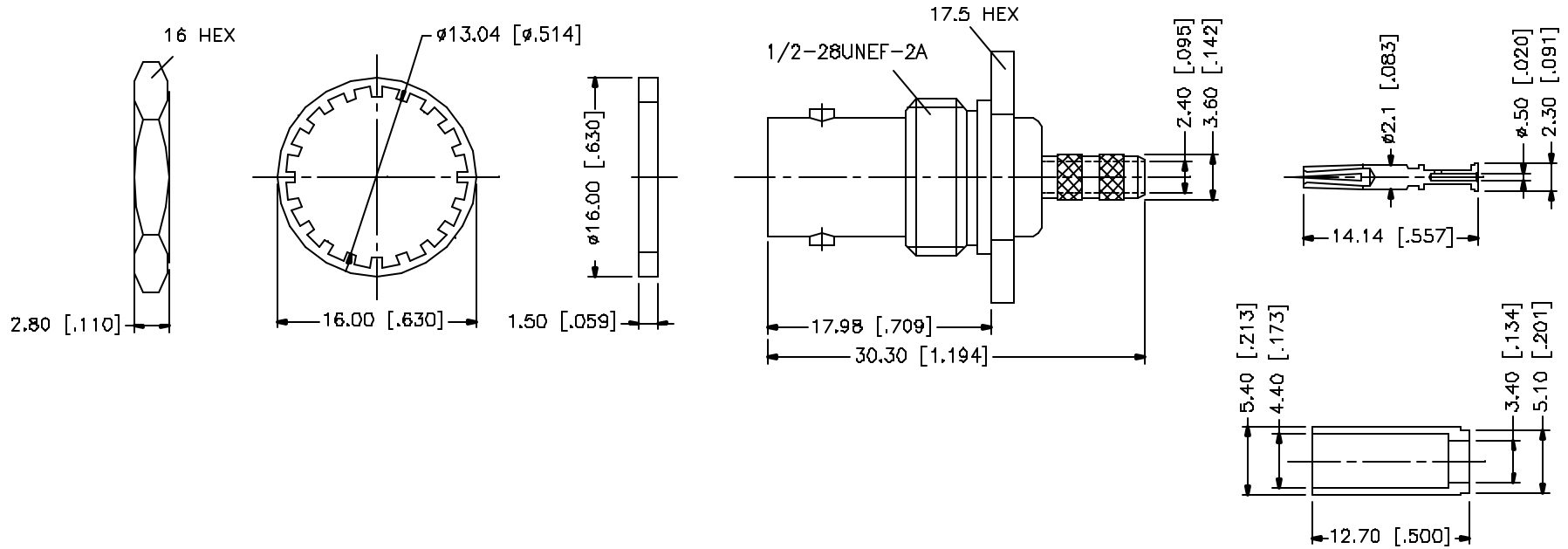
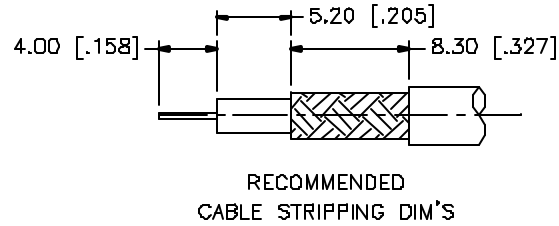
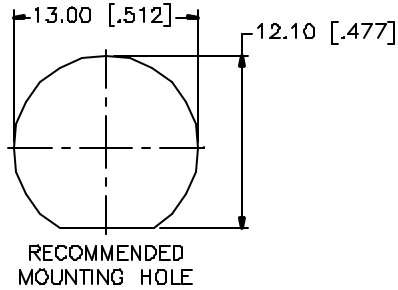


| REV. | DATE     | DESCRIPTION           |
|------|----------|-----------------------|
| A    | 03/18/05 | UPDATE DRAWING FORMAT |



NOTES: FINISH (PLATING THICKNESS IN MICRO-INCHES)

1. NICKEL PL. 100 MIN. OVER COPPER PL. 50 MIN. OVER COPPER PL. 50 MIN.
2. GOLD PL. 30 MIN. OVER NICKEL PL. 50 MIN.
3. TEFLON MIL-P-19468.

| QTY | DESCRIPTION | MATERIAL     | FINISH  | QTY | UNLESS OTHERWISE SPECIFIED DIMENSIONS ARE IN MILLIMETERS. DIMENSIONS IN [ ] ARE IN INCHES AND FOR CUSTOMER REFERENCE ONLY.             | APPROVALS                     | DATE     | <h1 style="color: blue; margin: 0;">Amphenol Connex</h1> |
|-----|-------------|--------------|---------|-----|--|-------------------------------|----------|--|
| 8   |             |              |         |     |  |                               |          |  |
| 7   | FERRULE     | COPPER       | NICKEL  | 1   | UNLESS OTHERWISE SPECIFIED TOLERANCES FOR MILLIMETERS ARE:<br>0.5 - 8mm ± 0.20mm<br>8 - 30mm ± 0.40mm<br>30 - 120mm ± 0.50mm           | DRAWN<br>G.R.S.               | 03/18/05 | <b>PART NO.</b><br><b>112969</b>                         |
| 6   | HEX NUT     | BRASS        | NICKEL  | 1   | UNLESS OTHERWISE SPECIFIED TOLERANCES FOR INCHES ARE:<br>.020 - .315 = ± 0.007"<br>.315 - 1.180 = ± 0.015"<br>1.180 - 4.724 = ± 0.020" | CHECKED                       |          |  |
| 5   | LOCK WASHER | BRASS        | NICKEL  | 1   | DO NOT SCALE DRAWING   | ISSUED                        |          | <b>REV.</b> A <b>SIZE</b> A <b>SCALE</b> NA              |
| 4   | GASKET      | SILICONE     | RED     | 1   |  | SHEET<br>1 OF 1               |          |  |
| 3   | CONTACT PIN | PHOS. BRONZE | GOLD    | 1   |  | CAD FILE<br>C:/112/112969.DWG |          |  |
| 2   | INSULATOR   | TEFLON       | NATURAL | 1   |  |                               |          |  |
| 1   | BODY        | BRASS        | NICKEL  | 1   |  |                               |          |  |