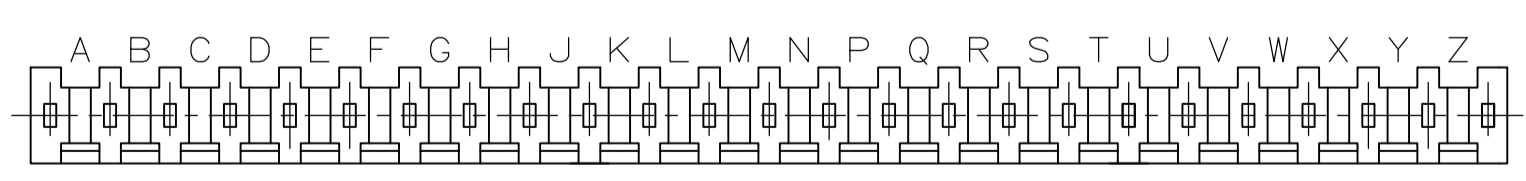
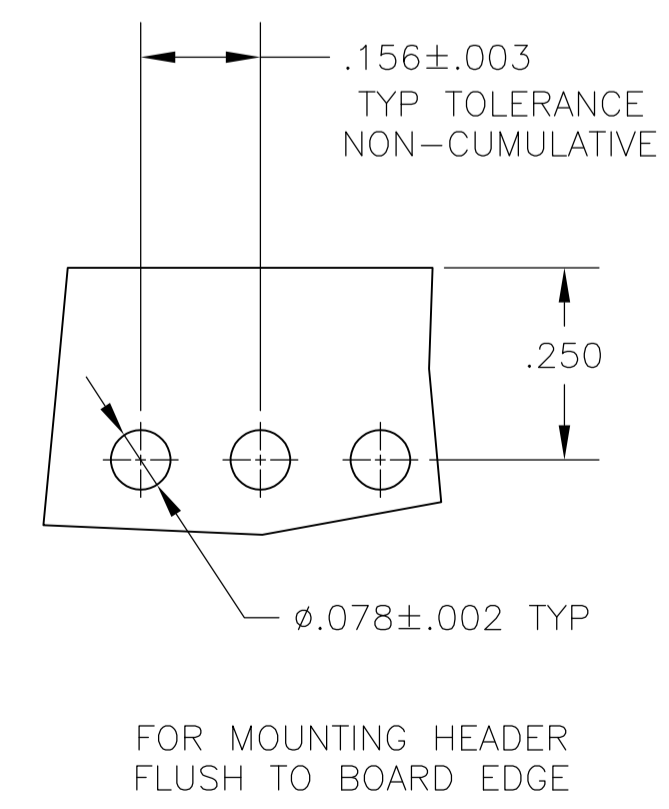
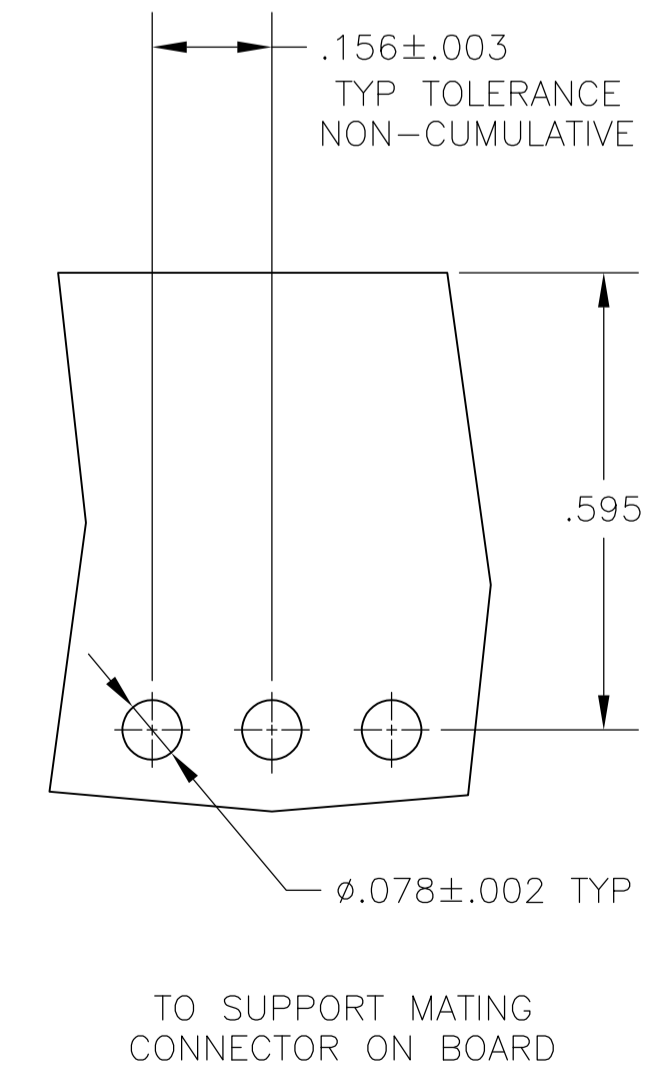
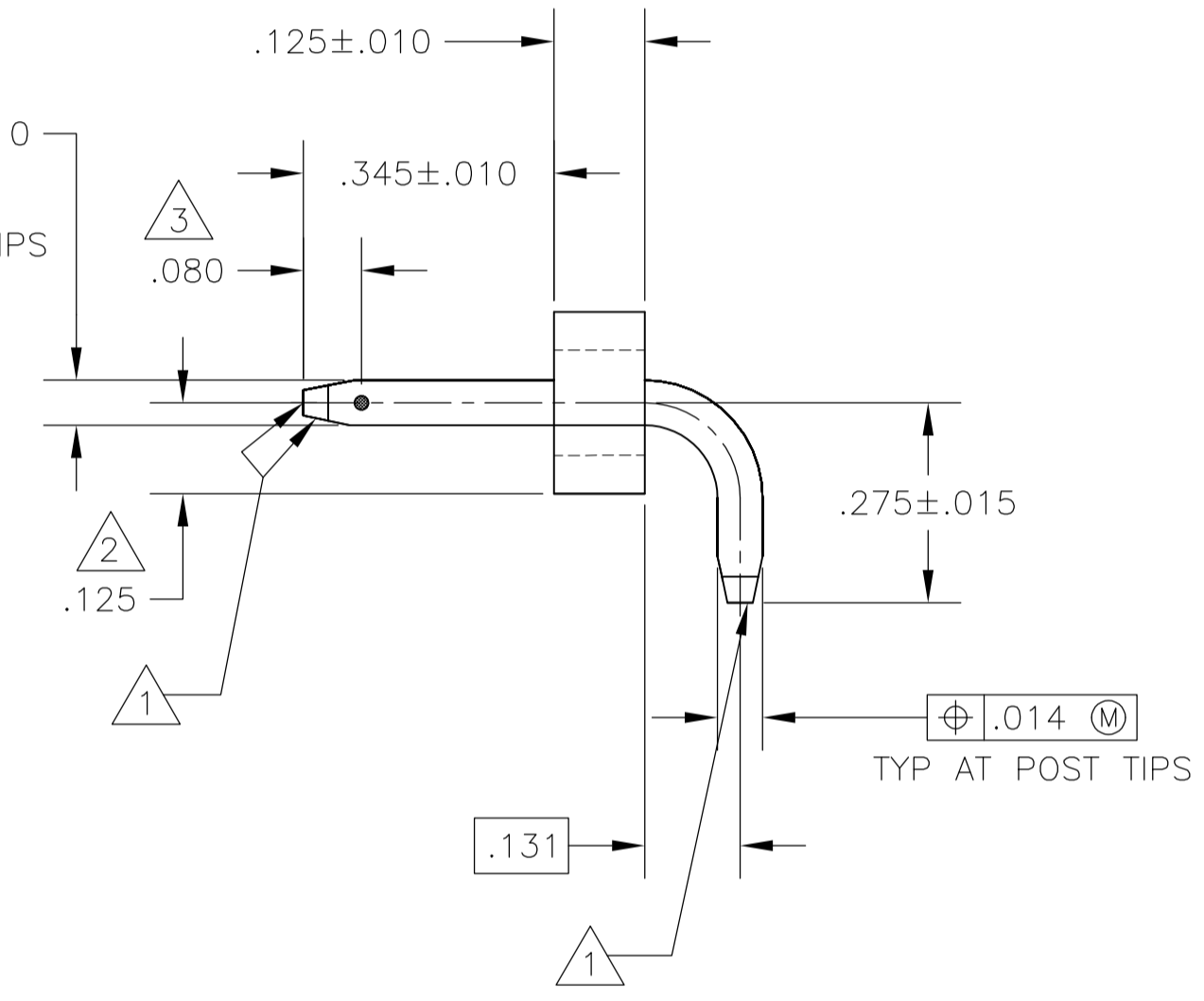
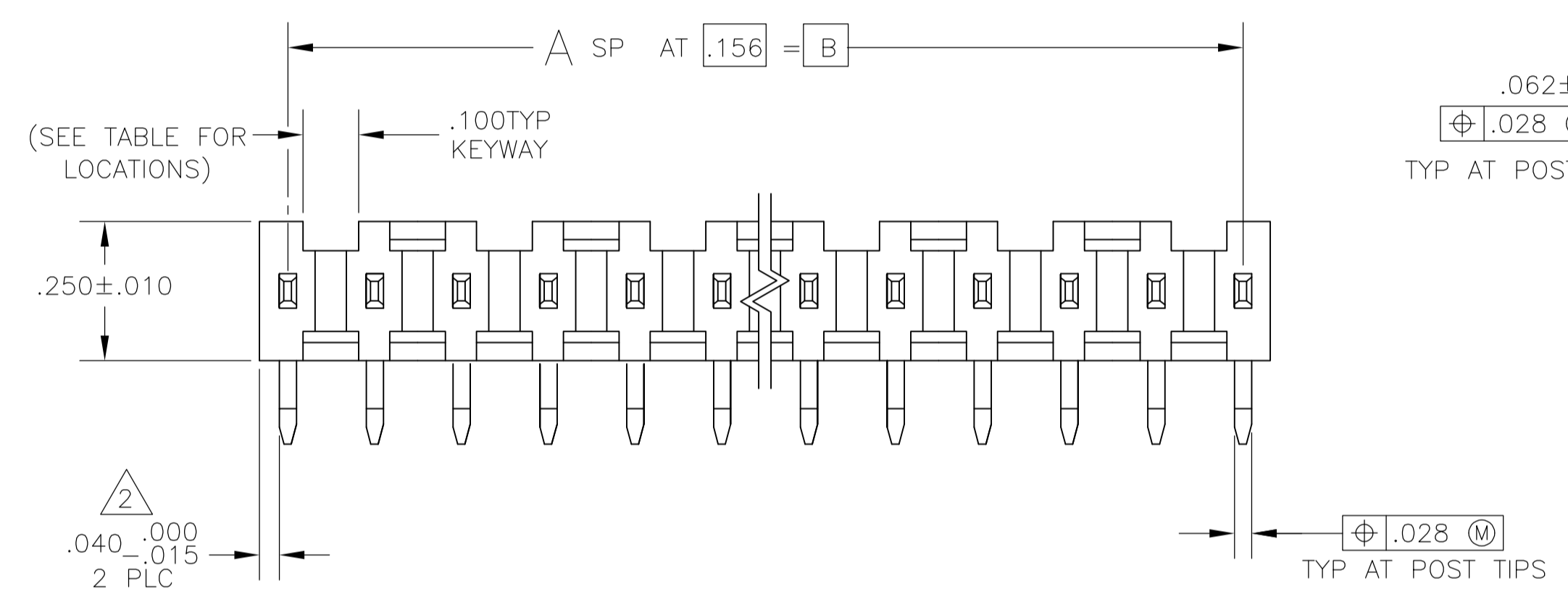


- 1 THE TIPS OF THE POSTS WILL NOT BE PLATED
- 2 THE NOTED DIMENSIONS APPLY AT THE INTERSECTION OF THE POST AND THE HOUSING
- 3 POINT OF MEASUREMENT FOR PLATING THICKNESS
- 4 OBSOLETE PARTS: OBSOLETE CIS STREAMLINING PER D.RENAUD/D.SINISI



KEYWAY LOCATIONS (REF-SEE TABLE)
 (MATING LENGTH OF POST ON NEAR SIDE)
 SCALE: 2:1

OBSOLETE 4	A,C,E,H,K,M,Q,S,U,W,Y	11	3.855	3.744	24	25	2-87632-5
	A,C,E,G,J,L,N,Q,S,U,W,Y	12	3.699	3.588	23	24	2-87632-4
	A,D,G,K,N,R,U,X	8	3.543	3.432	22	23	2-87632-3
	A,C,E,G,J,L,N,Q,S,U,W	11	3.387	3.276	21	22	2-87632-2
	A,D,G,K,N,R,U	7	3.231	3.120	20	21	2-87632-1
	A,C,E,G,J,L,N,Q,S,U	10	3.075	2.964	19	20	2-87632-0
	B,D,F,J,L,N,Q,S	8	2.919	2.808	18	19	1-87632-9
	A,D,F,J,M,P,S	7	2.763	2.652	17	18	1-87632-8
	A,D,G,K,N,R	6	2.607	2.496	16	17	1-87632-7
	A,C,E,G,J,L,N,Q	8	2.451	2.340	15	16	1-87632-6
A,D,G,K,N	5	2.295	2.184	14	15	1-87632-5	
A,C,E,G,J,L,N	7	2.139	2.028	13	14	1-87632-4	
A,D,J,M	4	1.983	1.872	12	13	1-87632-3	
A,C,E,G,J,L	6	1.827	1.716	11	12	1-87632-2	
A,D,G,K	4	1.671	1.560	10	11	1-87632-1	
A,C,E,G,J	5	1.515	1.404	9	10	1-87632-0	
A,D,G	3	1.359	1.248	8	9	87632-9	
A,C,E,G	4	1.203	1.092	7	8	87632-8	
A,C,E	3	1.047	.936	6	7	87632-7	
A,C,E	3	.891	.780	5	6	87632-6	
A,D	2	.735	.624	4	5	87632-5	
A,C	2	.579	.468	3	4	87632-4	
A	1	.423	.312	2	3	87632-3	
A	1	.267	.156	1	2	87632-2	
KEYWAY LOCATIONS		NO OF KEYWAY	C	B	A	NO OF POSN	ASSEMBLY PART NUMBER

RECOMMENDED BOARD LAYOUTS

THIS DRAWING IS A CONTROLLED DOCUMENT.		DIN L A MAYER 14JUL87	Tyco Electronics Corporation Harrisburg, Pa 17105-3608
DIMENSIONS: INCHES		CHK J SCHIEFFER 14JUL87	
TOLERANCES UNLESS OTHERWISE SPECIFIED:		APVD J SCHIEFFER 14JUL87	NAME: HEADER ASSEMBLY, MOD I, RIGHT ANGLE, SINGLE ROW, .156 CL
0 PLC ± -		PRODUCT SPEC 108-25016	
1 PLC ± -		APPLICATION SPEC	SIZE: A1
2 PLC ± -		WEIGHT: -	CAGE CODE: -
3 PLC ± .005		FINISH: PLATED STOCK: .000015 OVER .000050 NICKEL	DRAWING NO: 87632
4 PLC ± -		MATERIAL: HOUSING - RETARDANT THERMOPLASTIC, COLOR - BLACK, POSTS - BRASS	RESTRICTED TO: -
ANGLES ± -		CUSTOMER DRAWING	SCALE: 4:1
		SHEET 1 OF 1	REV N1