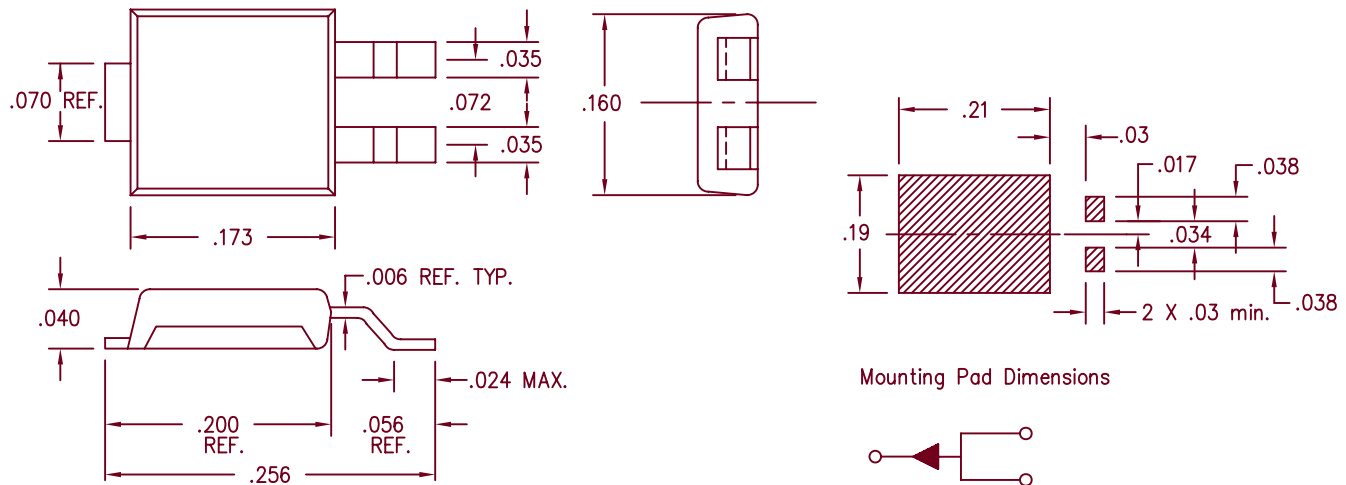


6 Amp Schottky OR'ing Rectifier UPS615



Microsemi Catalog Number	Industry Part Number	Working Peak Reverse Voltage	Repetitive Peak Reverse Voltage
UPS615	----	15V	15V

- Powermite 3 package
- Schottky barrier rectifier
- $V_f @ 6A, 100^\circ C = 0.22V$
- Guard ring for reverse protection
- $125^\circ C$ Junction temperature
- Full Cathode contact to optimize ratings

Electrical Characteristics		
Average forward current	$I_{F(AV)}$ 6A	$T_L = 105^\circ C$
Maximum surge current	I_{FSM} 300 Amps	8.3ms, half sine
Maximum repetitive reverse current	$I_{R(OV)}$ 2 Amps	$f = 1 \text{ KHz}, 25^\circ C, 1 \mu\text{sec square wave}$
Max peak forward voltage	V_{FM} 0.32 Volts	$I_{FM} = 6A; T_J = 25^\circ C^*$
Max peak forward voltage	V_{FM} 0.22 Volts	$I_{FM} = 6A; T_J = 100^\circ C^*$
Max peak reverse current	I_{RM} 4 mA	$V_{RRM}, T_J = 25^\circ C^*$
Typical peak reverse current	I_{RM} 135 mA	$V_{RRM}, T_J = 100^\circ C^*$
Typical peak reverse current	I_{RM} 75 mA	$V_R = 5V, T_J = 100^\circ C^*$
Typical junction capacitance	C_J 1250 pF	$V_R = 5.0V, T_J = 25^\circ C$

*Pulse test: Pulse width 300 μsec , Duty cycle 2%

Thermal and Mechanical Characteristics		
Storage temp range	T_{STG}	$-55^\circ C$ to $150^\circ C$
Operating junction temp range	T_J	$-55^\circ C$ to $125^\circ C$
Max thermal resistance - Junction to Case	$R_{\theta Jtab}$	$4^\circ C/W$



8700 East Thomas Road, P.O. Box 1390
 Scottsdale, AZ 85252
 PH: (480) 941-6300
 FAX: (480) 947-1503
www.microsemi.com

UPS615

Figure 1
Typical Forward Characteristics

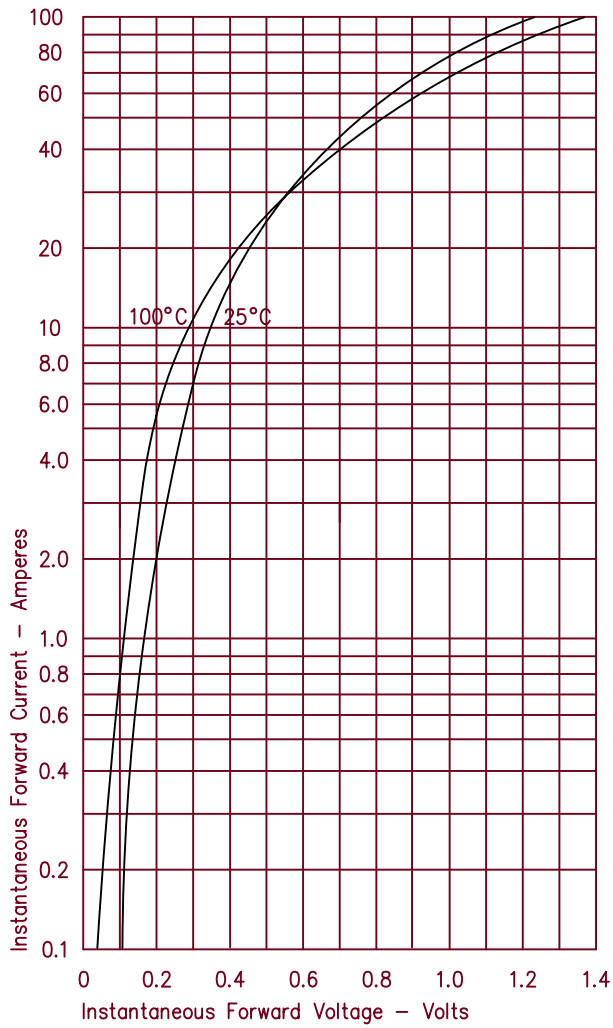


Figure 3
Typical Junction Capacitance

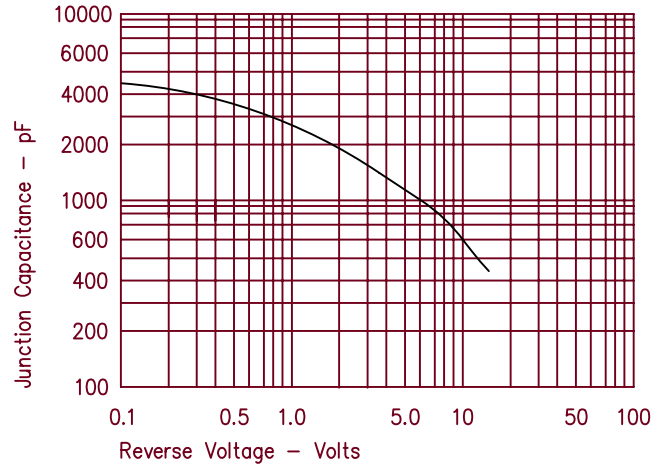


Figure 2
Typical Reverse Characteristics

