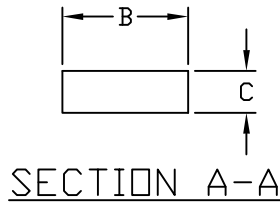
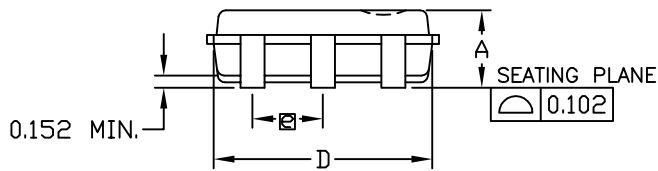


TOP VIEW

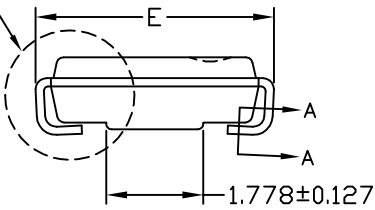


SECTION A-A

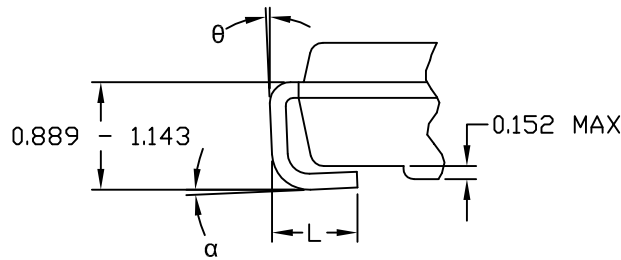
SEE DETAIL 'B'



SIDE VIEW



END VIEW



DETAIL 'B'

NOTES:

1. ALL DIMENSIONS ARE IN MILLIMETERS UNLESS OTHERWISE SPECIFIED.
2. MATERIAL MUST COMPLY WITH BANNED AND RESTRICTED SUBSTANCES SPEC # 10-0131.
3. DIMENSIONS D AND E1 ARE MEASURED AT THE PARTING LINE AND DO NOT INCLUDE FLASH AND PROTRUSIONS; FLASH AND PROTRUSIONS NOT TO EXCEED 0.203mm (.008") PER SIDE ON DIM. D AND 0.279mm (.011") PER SIDE ON DIM. E1.
4. EXCLUSIVE OF DAMBAR PROTRUSION AND INTRUSION; DAMBAR PROTRUSION AND INTRUSION NOT TO BE POSITIONED ON FOOT OR LOWER RADIUS OF LEAD.
5. ALL DIMENSIONS APPLY TO BOTH LEADED (-) AND PbfFREE (+) PKG. CODES.

-DRAWING NOT TO SCALE-

COMMON DIMENSIONS							NOTE
DIM.	INCHES			MM			
	MIN.	NOM.	MAX.	MIN.	NOM.	MAX.	
A	.050	.055	.059	1.27	1.40	1.50	
B	.015	.017	.019	0.38	0.43	0.49	4
C	.006	.007	.008	0.15	0.18	0.21	
D	.152	.155	.157	3.86	3.94	4.00	3
E1	.143	.148	.153	3.63	3.76	3.89	3
e	.050 BSC			1.27 BSC			
α	0°	-	10°	0°	-	10°	
θ	0°	-	12°	0°	-	12°	

VARIATION A							NOTE
DIM.	INCHES			MM			
	MIN.	NOM.	MAX.	MIN.	NOM.	MAX.	
E	.163	.169	.175	4.14	4.29	4.45	
L	.025	.032	.039	0.64	0.81	0.99	
PKG. CODE	D6-1						

VARIATION B							NOTE
DIM.	INCHES			MM			
	MIN.	NOM.	MAX.	MIN.	NOM.	MAX.	
E	.178	.182	.186	4.52	4.62	4.72	
L	.035	.039	.042	0.89	0.99	1.07	
PKG. CODE	D6N-1						



TITLE:
PACKAGE OUTLINE,
6L TSDC

APPROVAL
EDEN CHEN
04/12/11

DOCUMENT CONTROL NO.
21-0382

REV. E 1/1