

DWG. NO.	ZONE	REV.	DESCRIPTION	DATE	APPROVED
010-0X3		X1	CUSTOMER APPROVAL	12/22/98	C.V.
		X2	CHANGE RETRACTED LENGTH FROM 13" TO 24"	12/29/98	C.V.
		A	PRODUCTION RELEASE	01/04/99	C.V.
		B	CHAGNE TO ROHS	02/15/06	M.G.

NOTES: UNLESS OTHERWISE SPECIFIED:

- 1.0 MATERIAL AND SPECIFICATIONS
 - 1.01 CONDUCTORS: 26 AWG (12/0.12 mm) STRANDED BARE COPPER.
 - 1.02 INSULATION: POLYPROPYLENE
 - 1.03 COLOR: PER CALLOUT
- 2.0 ELECTRICAL CHARACTERISTICS
 - 2.01 TEMPERATURE & VOLTAGE RATING: 80°C 30 V
 - 2.02 CONDUCTORS RESISTANCE: 148 OHMS/KM MAX. AT 20°C
 - 2.03 INSULATION RESISTANCE: 100 MEGOHMS/KM MIN. AT 20°C
 - 2.04 CAPACITANCE: 15 PF/FT (MAX)
 - 2.05 DIELECTRIC TEST: AC-500V PER 1 MINUTE

- 3.0 PACKAGING SPECIFICATION
 - 3.01 USE CLEAR TAPE TO BUNDLE 25 CABLES TOGETHER AT THE MID SECTION.
 - 3.02 PLACE PLASTIC BAG IN SHIPPING BOX AND LAY 10 BUNDLE OR 250 PIECES MAX. PER SHIPPING BOX. CLOSE PLASTIC BAG AND SEAL BOX ALONG 3 SURFACES WITH TAPE.
 - 3.03 MAX. DIMENSION OUTSIDE SHIPPING BOX IS L=13.00" x W=25.00" x H=9.00".

GLF-121-010-003	10	SILVER SATIN	[0.748 REF.] 19.00 REF.]
GLF-121-010-013	10	BLACK	[0.748 REF.] 19.00 REF.]
GLF-121-010-023	10	WHITE	[0.748 REF.] 19.00 REF.]
I/O INTERCONNECT PART NUMBER	NUMBER OF CONDUCTORS	COLOR	ø "A"

I/O INTERCONNECT
SANTA ANA, CALIFORNIA

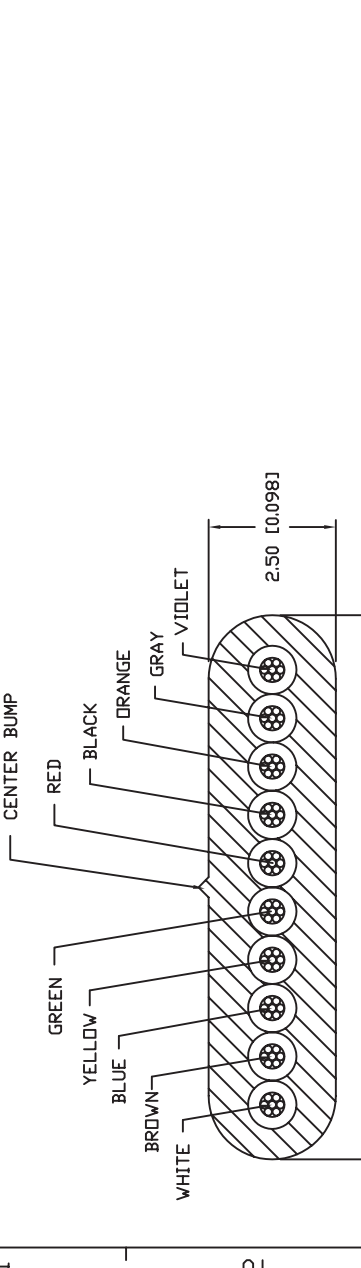
DR. BY: CHAU HAI
TR. CHECKER: [REDACTED]
DATE: 02/15/06

TITLE: 26 AWG (12/0.12 mm) BARE COPPER, 500 FT EXTENDED, 10P 10C NON-UL, UNSHIELDED, MODULAR CABLE

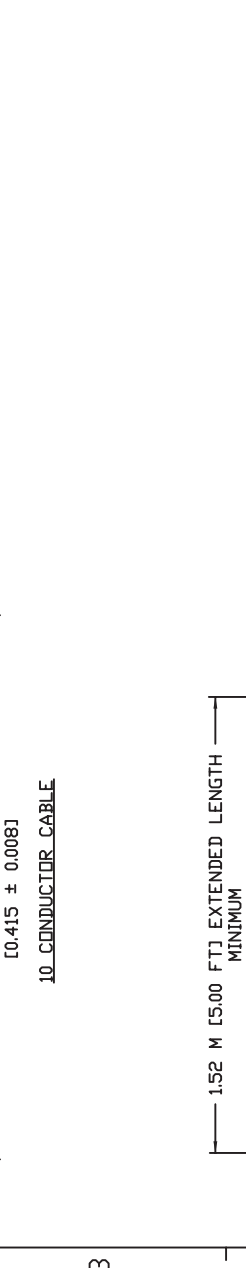
PART NO: GLF-121-010-0X3
DWG NO: GLF-121-010-0X3
CUSTOMER: DIGI KEY
REV: B

SCALE: NONE
SHEET 1 OF 1

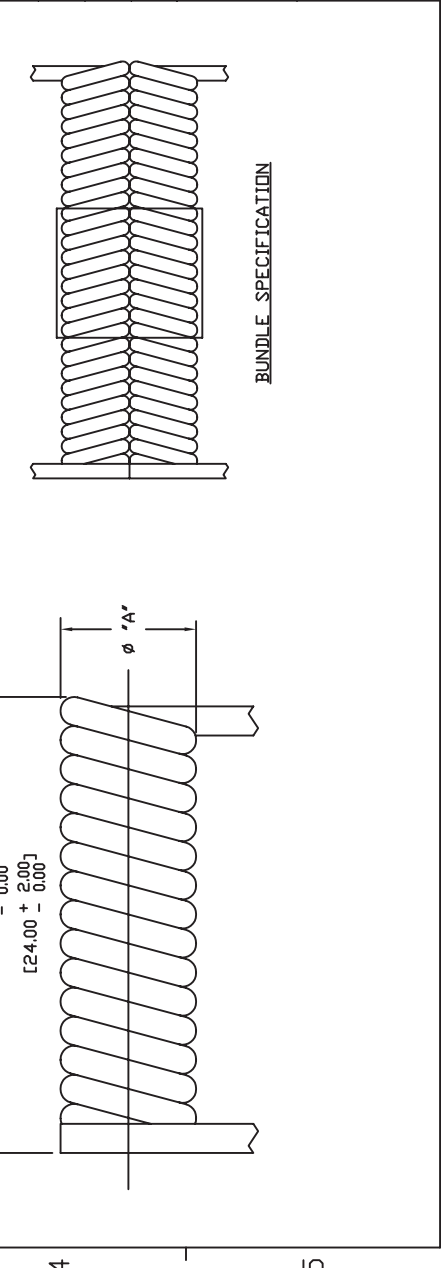
THESE DRAWINGS AND SPECIFICATIONS ARE THE SOLE PROPERTY OF I/O INTERCONNECT INC., U.S.A. AND SHALL NOT BE REPRODUCED, COPIED, OR USED IN ANY MANNER WITHOUT THE PRIOR WRITTEN CONSENT OF I/O INTERCONNECT INC. OR ITS AFFILIATED SUBSIDIARIES.



10 CONDUCTOR CABLE



BUNDLE SPECIFICATION



UNLESS OTHERWISE NOTED: DIMENSIONS ARE IN MILLIMETER (INCHES) TOLERANCES: X.X ± 0.20 [0.008] X.XX ± 6.35 [0.250]