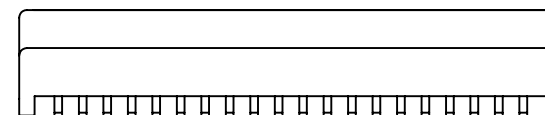



NOTES:

1. ROHS COMPLIANT
2. HEADER: PHENOLIC WITH FLAMMABILITY RATING UL 94V-0 OR BETTER.
3. STORAGE TEMPERATURE: -20°C TO +125°C
4. COMPLIANCE TO J-STD:
  - A. J-STD-002: SOLDERABILITY AT 245°C REFLOW PROFILE
  - B. J-STD-020: LEVEL 1, NO MOISTURE SENSITIVE
  - C. J-STD-075: R7, 245°C MAXIMUM THROUGH REFLOW SOLDER
5. TO ORDER TAPE & REEL PACKAGING ADD A "T" SUFFIX TO THE PART NUMBER(i.e T1108FNL BECOMES T1108FNLT).

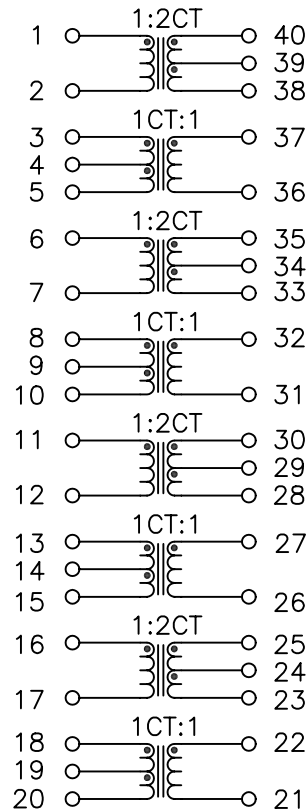


FINAL OUTLINE

© Copyright, 2014. Pulse Electronics Corp. All rights reserved. Pulse confidential & proprietary. (06/17/14)

PRODUCT DESCRIPTION	TLA DRAWING	PS DRAWING	SHEET	PART NO.	DATASHEET REV.
XFMR,OCT,T1,TOU,1:2CT OPEN HEADER	T1108FNL-10	PS-2743.001-A	1 OF 3	T1108FNL	A

ELECTRICAL CHARACTERISTICS AT +25°C UNLESS OTHER SPECIFIED

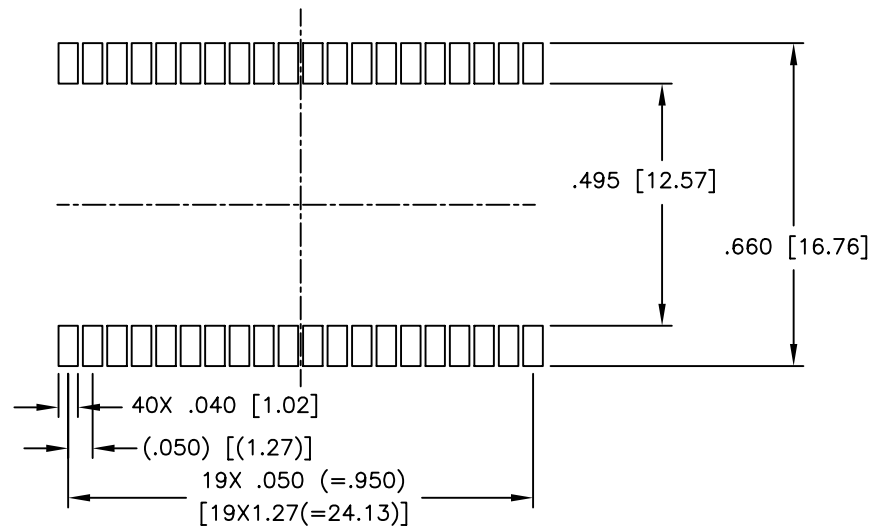
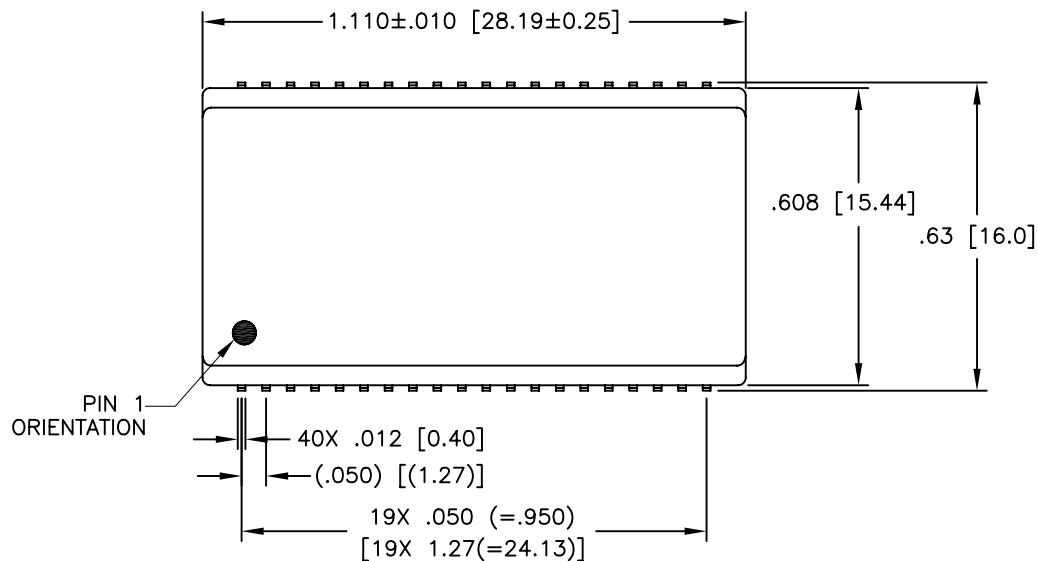


SCHEMATIC

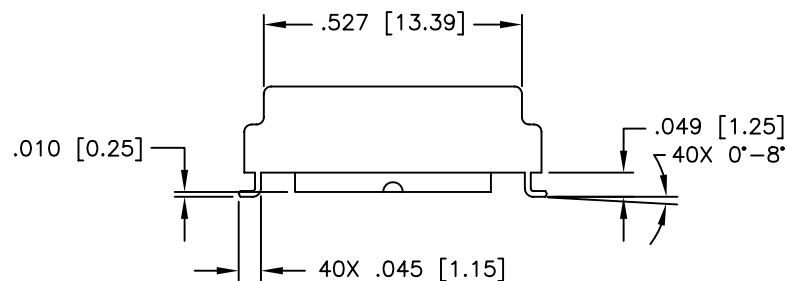
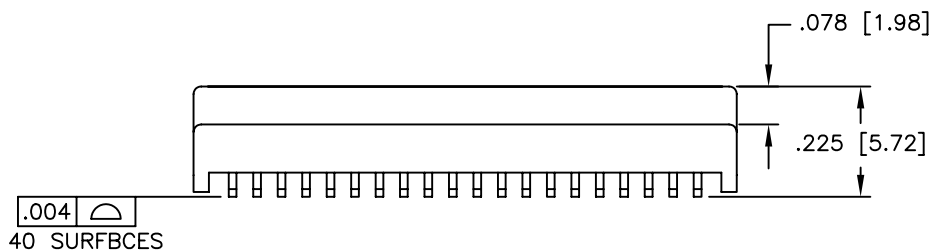
PARAMETER	SPECIFICATIONS
OPERATING TEMPERATURE	0°C – 70°C
POLARITY	PER SCHEMATIC
TURNS RATIO: @10KHz, 0.1VRMS:	$\frac{(40-39)}{(1-2)} = \frac{(35-34)}{(6-7)} = \frac{(30-29)}{(11-12)} = \frac{(25-24)}{(16-17)} = 1.0 \pm 2\%$ $\frac{(3-5)}{(37-36)} = \frac{(8-10)}{(32-31)} = \frac{(13-15)}{(27-26)} = \frac{(18-20)}{(22-21)} = 1.0 \pm 2\%$ $\frac{(3-4)}{(4-5)} = \frac{(8-9)}{(9-10)} = \frac{(13-14)}{(14-15)} = \frac{(18-19)}{(19-20)} = 1.0 \pm 2\%$ $\frac{(40-39)}{(39-38)} = \frac{(35-34)}{(34-33)} = \frac{(30-29)}{(29-28)} = \frac{(25-24)}{(24-23)} = 1.0 \pm 2\%$
OPEN CIRCUIT INDUCTANCE (OCL): @100KHz, 0.01VRMS	$(1-2)=(6-7)=(11-12)=(16-17) = 1.2 \text{ mH MINIMUM}$ $(37-36)=(32-31)=(27-26)=(22-21) = 1.2 \text{ mH MINIMUM}$
LEAKAGE INDUCTANCE (LL) @100 KHz, 0.02 VRMS	$(1-2) \text{ WITH } (40-38) \text{ SHORTED} = 0.7 \text{ uH MAXIMUM}$ $(6-7) \text{ WITH } (35-33) \text{ SHORTED} = 0.7 \text{ uH MAXIMUM}$ $(11-12) \text{ WITH } (30-28) \text{ SHORTED} = 0.7 \text{ uH MAXIMUM}$ $(16-17) \text{ WITH } (25-23) \text{ SHORTED} = 0.7 \text{ uH MAXIMUM}$ $(37-36) \text{ WITH } (3-5) \text{ SHORTED} = 0.7 \text{ uH MAXIMUM}$ $(32-31) \text{ WITH } (8-10) \text{ SHORTED} = 0.7 \text{ uH MAXIMUM}$ $(27-26) \text{ WITH } (13-15) \text{ SHORTED} = 0.7 \text{ uH MAXIMUM}$ $(22-21) \text{ WITH } (18-20) \text{ SHORTED} = 0.7 \text{ uH MAXIMUM}$
CWW @ 100 KHz, 1 VRMS	$(1-2) \text{ TO } (40-38) = 35 \text{ pF MAXIMUM}$ $(6-7) \text{ TO } (35-33) = 35 \text{ pF MAXIMUM}$ $(11-12) \text{ TO } (30-28) = 35 \text{ pF MAXIMUM}$ $(16-17) \text{ TO } (25-23) = 35 \text{ pF MAXIMUM}$ $(37-36) \text{ TO } (3-5) = 35 \text{ pF MAXIMUM}$ $(32-31) \text{ TO } (8-10) = 35 \text{ pF MAXIMUM}$ $(27-26) \text{ TO } (13-15) = 35 \text{ pF MAXIMUM}$ $(22-21) \text{ TO } (18-20) = 35 \text{ pF MAXIMUM}$
DCR	$(1-2) = (6-7) = (11-12) = (16-17) = 0.7 \text{ OHMS MAX}$ $(37-36) = (32-31) = (27-26) = (22-21) = 0.7 \text{ OHMS MAX}$ $(40-38) = (35-33) = (30-28) = (25-23) = 1.1 \text{ OHMS MAX}$ $(3-5) = (8-10) = (13-15) = (18-20) = 0.7 \text{ OHMS MAX}$
HIPOT (Pri TO Sec)	1500 VRMS FOR 60 SECONDS

© Copyright, 2014. Pulse Electronics Corp. All rights reserved. Pulse confidential & proprietary. (06/17/14)

PRODUCT DESCRIPTION	TLA DRAWING	PS DRAWING	SHEET	PART NO.	DATASHEET REV.
XFMR,OCT,T1,TOU,1:2CT OPEN HEADER	T1108FNL-10	PS-2743.001-A	2 OF 3	T1108FNL	A



SUGGESTED PAD LAYOUT



DIMENSIONS ARE IN INCHES [MILLIMETERS] WITH THE FOLLOWING TOLERANCES: [MILLIMETERS] ARE FOR REFERENCE ONLY.  
 .XX= ±.01 [±0.25]  
 .XXX= ±.005 [±0.13]

© Copyright, 2014. Pulse Electronics Corp. All rights reserved. Pulse confidential & proprietary. (06/17/14)

PRODUCT DESCRIPTION	TLA DRAWING	PS DRAWING	SHEET	PART NO.	DATASHEET REV.
XFMR,OCT,T1,TOU,1:2CT OPEN HEADER	T1108FNL-10	PS-2743.001-A	3 OF 3	T1108FNL	A