



## Features

- Shielded construction
- Inductance range: 10 to 680  $\mu$ H
- Heating current up to 2.1 A
- AEC-Q200 qualified
- RoHS compliant\* and halogen free\*\*

## Applications

- Automotive systems:
  - Driver assistant
  - Information
  - Entertainment
  - Lighting
- DC/DC converters
- Power supplies

# SRR0735A Series - Shielded Power Inductors

### Electrical Specifications @ 25 °C

Bourns Part Number	Inductance @ 1 KHz / 1 V		DCR ( $\Omega$ ) Max.	I rms (A)	I sat (A)
	L ( $\mu$ H)	Tol. (%)			
SRR0735A-100M	10	$\pm 20$	0.072	2.10	1.85
SRR0735A-120M	12	$\pm 20$	0.085	1.90	1.60
SRR0735A-150M	15	$\pm 20$	0.105	1.60	1.52
SRR0735A-180M	18	$\pm 20$	0.125	1.40	1.40
SRR0735A-220M	22	$\pm 20$	0.160	1.20	1.28
SRR0735A-270M	27	$\pm 20$	0.185	1.10	1.15
SRR0735A-330M	33	$\pm 20$	0.220	1.00	1.04
SRR0735A-390M	39	$\pm 20$	0.250	0.95	0.96
SRR0735A-470M	47	$\pm 20$	0.320	0.85	0.88
SRR0735A-560M	56	$\pm 20$	0.350	0.78	0.80
SRR0735A-680M	68	$\pm 20$	0.400	0.72	0.74
SRR0735A-820M	82	$\pm 20$	0.480	0.63	0.65
SRR0735A-101M	100	$\pm 20$	0.630	0.54	0.60
SRR0735A-121M	120	$\pm 20$	0.720	0.53	0.55
SRR0735A-151M	150	$\pm 20$	0.930	0.47	0.48
SRR0735A-181M	180	$\pm 20$	1.15	0.43	0.45
SRR0735A-221M	220	$\pm 20$	1.32	0.40	0.42
SRR0735A-271M	270	$\pm 20$	1.70	0.37	0.37
SRR0735A-331M	330	$\pm 20$	2.00	0.33	0.33
SRR0735A-391M	390	$\pm 20$	2.30	0.30	0.30
SRR0735A-471M	470	$\pm 20$	2.80	0.26	0.27
SRR0735A-561M	560	$\pm 20$	3.50	0.23	0.25
SRR0735A-681M	680	$\pm 20$	4.00	0.21	0.22

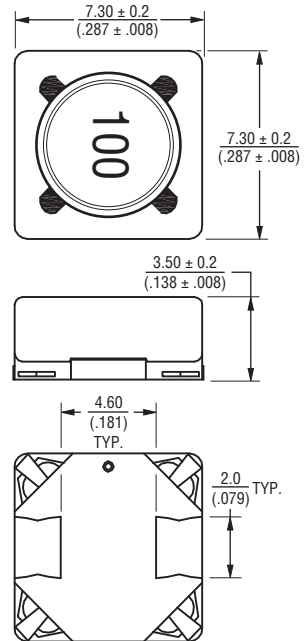
### General Specifications

Operating Temperature ..... -40 °C to +125 °C  
 (Temperature rise included)  
 Storage Temperature ..... -40 °C to +125 °C  
 Resistance to Soldering Heat ..... +250 °C for 10 sec.  
 Temperature Rise ..... 40 °C typ. at rated I rms  
 Inductance Drop ..... 25 % typ. at I sat

### Materials

Core ..... Ferrite  
 Wire ..... Enameled copper  
 Terminal Finish ..... Sn  
 Packaging ..... 1500 pcs. per reel

### Product Dimensions

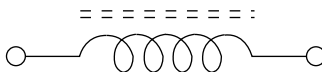


### How to Order

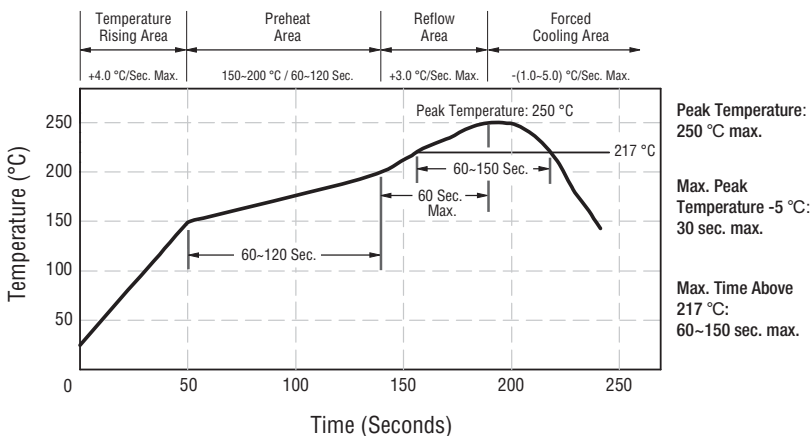
#### SRR0735A - 100M

Model \_\_\_\_\_  
 Value Code (see table) \_\_\_\_\_

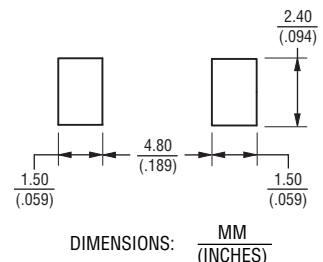
### Electrical Schematic



### Soldering Profile



### Recommended Layout

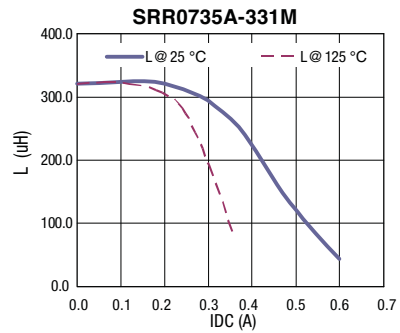
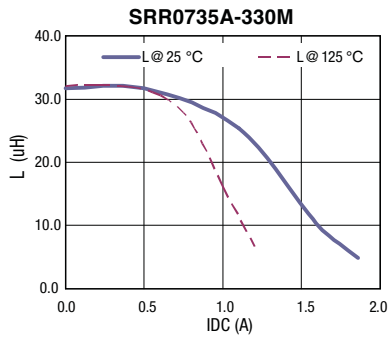
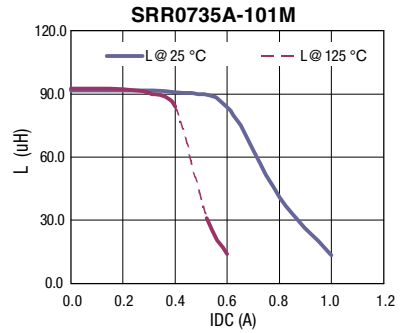
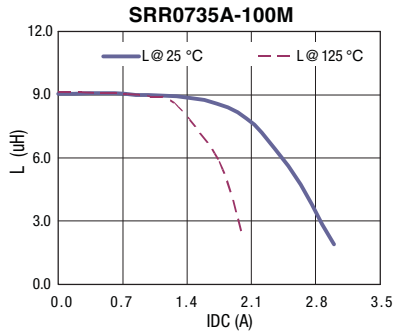


\* RoHS Directive 2002/95/EC Jan. 27, 2003 including annex and RoHS Recast 2011/65/EU June 8, 2011.  
 \*\* Bourns follows the prevailing definition of "halogen free" in the industry. Bourns considers a product to be "halogen free" if (a) the Bromine (Br) content is 900 ppm or less; (b) the Chlorine (Cl) content is 900 ppm or less; and (c) the total Bromine (Br) and Chlorine (Cl) content is 1500 ppm or less.  
 Specifications are subject to change without notice.  
 The device characteristics and parameters in this data sheet can and do vary in different applications and actual device performance may vary over time.  
 Users should verify actual device performance in their specific applications.

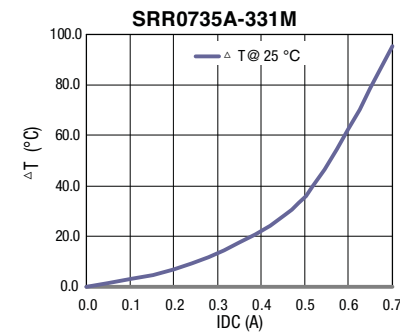
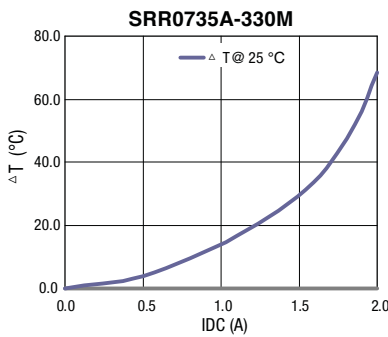
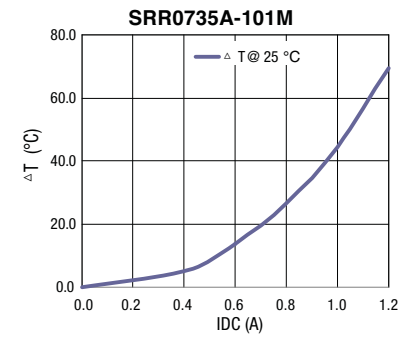
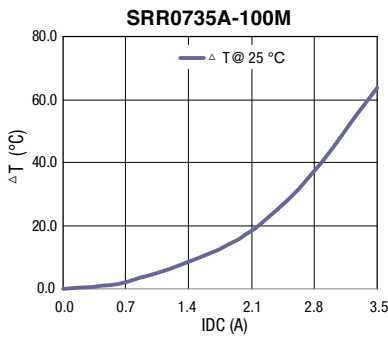
# SRR0735A Series - Shielded Power Inductors



## L vs. IDC



## Temperature vs. IDC

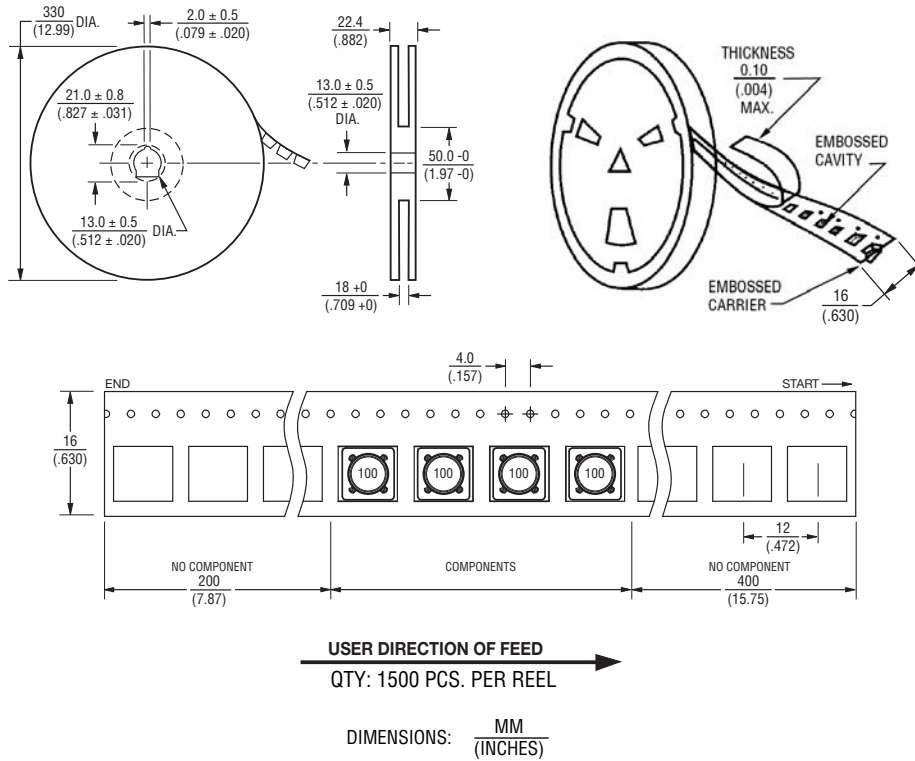


Specifications are subject to change without notice. The device characteristics and parameters in this data sheet can and do vary in different applications and actual device performance may vary over time. Users should verify actual device performance in their specific applications.

# SRR0735A Series - Shielded Power Inductors

**BOURNS®**

## Packaging Specifications



REV. 09/13

Specifications are subject to change without notice.  
 The device characteristics and parameters in this data sheet can and do vary in different applications and actual device performance may vary over time.  
 Users should verify actual device performance in their specific applications.