

AC charging cable - EV-T2G3PC-1AC20A-4,0M2,5EHBK01 - 1627131

Please be informed that the data shown in this PDF Document is generated from our Online Catalog. Please find the complete data in the user's documentation. Our General Terms of Use for Downloads are valid (<http://phoenixcontact.com/download>)



Mobile AC charging cable with vehicle connector and infrastructure plug, with protective cap, Type 2, IEC 62196-2, 20 A / 250 V (AC), design line C-Line, cable: 4 m, black, spiraled, mating face: black, handle area: gray

Product Description


Mobile AC charging cable with Vehicle Connector and Infrastructure plug for charging electric vehicles (EV) with alternating current (AC), via type 2 Vehicle Inlets, compatible with type 2 Infrastructure Socket Outlets at charging stations for E-Mobility (EVSE)

Why buy this product

- ✔ Consistent design of all Phoenix Contact Vehicle Connectors and Infrastructure Plugs
- ✔ Silver-plated surface of the power and signal contacts
- ✔ Certified in accordance with IATF 16949:2016 and ISO 9001:2015
- ✔ Material data available in the IMDS (International Material Data System of the automotive industry)
- ✔ Convenient handling, thanks to the ergonomic handle and additional, rubber grip components
- ✔ Tested in accordance with selected tests of automotive standards LV124, LV214, LV215-2
- ✔ Consistent longitudinal water tightness prevents water ingress in the cable



Key Commercial Data

Packing unit	1 STK
GTIN	 4 055626 299457
GTIN	4055626299457

Technical data

Product definition

Product type	Mobile AC charging cable with vehicle connector and infrastructure plug, with protective cap
Type	C-Line black / gray
Standards/regulations	IEC 62196-2
Charging standard	Type 2
Charging mode	Mode 3, Case B

AC charging cable - EV-T2G3PC-1AC20A-4,0M2,5EHBK01 - 1627131

Technical data

Dimensions

Vehicle connector width	70.00 mm
Vehicle connector height	137.00 mm
Vehicle connector depth	215.90 mm
Infrastructure plug width	58.00 mm
Infrastructure plug height	131.80 mm
Infrastructure plug depth	233.40 mm
Conductor length	4 m

Ambient conditions

Ambient temperature (operation)	-30 °C ... 50 °C
Ambient temperature (storage/transport)	-40 °C ... 80 °C
Max. altitude	5000 m (above sea level)
Degree of protection	IP44 (plugged in)
	IP54 (Protective cap)

Electrical properties

Maximum charging power	5 kW
Number of phases	1
Number of power contacts	3 (L1, N, PE)
Rated current of power contacts	20 A
Rated voltage for power contacts	250 V AC
Number of signal contacts	2 (CP, PP)
Rated current for signal contacts	2 A
Rated voltage for signal contacts	30 V AC
Type of signal transmission	Pulse width modulation
Resistor coding	680 Ω (between PE and PP)

Mechanical properties

Insertion/withdrawal cycles	> 10000
Insertion force	< 100 N
Withdrawal force	< 100 N

Design

Design line	C-Line
Housing color	black
Mating face color	black
Color handle area	gray
Color protective cap	black
Customer variations	On request

Material

Housing material	Plastic
Material handle area	Soft plastic

AC charging cable - EV-T2G3PC-1AC20A-4,0M2,5EHBK01 - 1627131

Technical data

Material

Material protective cap	Soft plastic
Material mating face	Plastic
Flammability rating	V0
Material surface of contacts	Ag

Cable

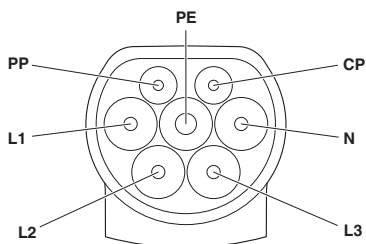
Cable structure	3 x 2.5 mm ² + 1 x 0.5 mm ²
Wiring standards/regulations	prEN 50620 / DIN EN 50620
Wiring class	Class 5
Wiring certifications	VDE
External cable diameter	10.2 mm ±0,3 mm
Type of conductor	spiraled
Outer sheath, material	TPE-U
External sheath, color	black
Minimum bending radius	153 mm (15 x diameter)
Coil diameter	45 mm ±10 %
Block length	0.68 m ±10 %
Effective length	max. 4 m ±5 %

Environmental Product Compliance

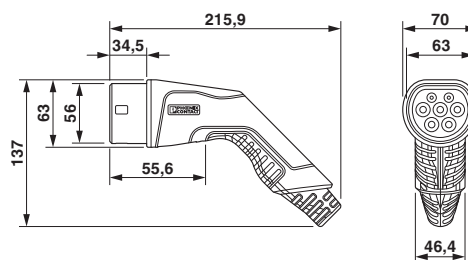
REACH SVHC	Lead 7439-92-1
China RoHS	Environmentally Friendly Use Period = 10;
	For details about hazardous substances go to tab "Downloads", Category "Manufacturer's declaration"

Drawings

Connection diagram



Dimensional drawing

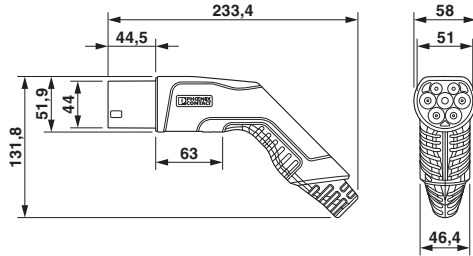


Pin assignment of Infrastructure Plug

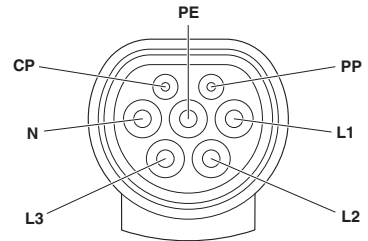
Vehicle connector

AC charging cable - EV-T2G3PC-1AC20A-4,0M2,5EHBK01 - 1627131

Dimensional drawing



Schematic diagram




Pin assignment of the Vehicle Connector


Infrastructure plug

AC charging cable - EV-T2G3PC-1AC20A-4,0M2,5EHBK01 - 1627131


Schematic diagram




[I]



[II]



[III]



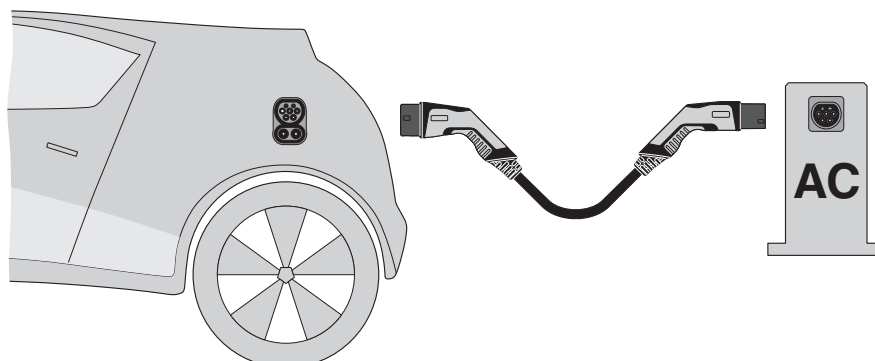
[IV]



[V]

AC charging cable - EV-T2G3PC-1AC20A-4,0M2,5EHBK01 - 1627131

Schematic diagram



Terminology definition

Phoenix Contact 2018 © - all rights reserved
<http://www.phoenixcontact.com>

PHOENIX CONTACT GmbH & Co. KG
Flachsmarktstr. 8
32825 Blomberg
Germany
Tel. +49 5235 300
Fax +49 5235 3 41200
<http://www.phoenixcontact.com>