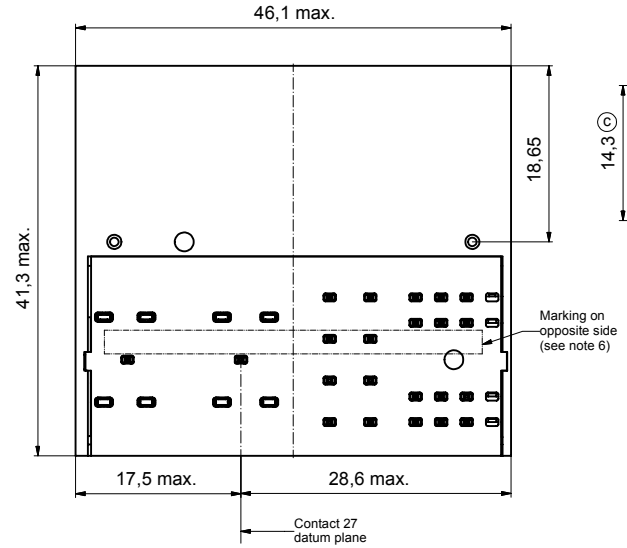

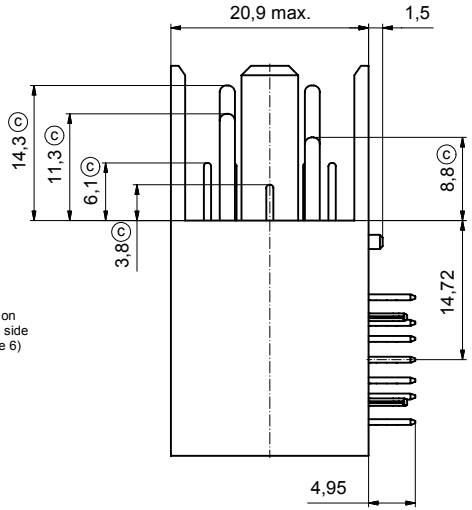

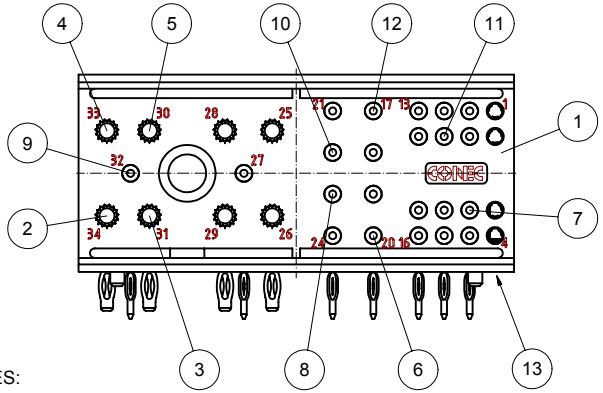

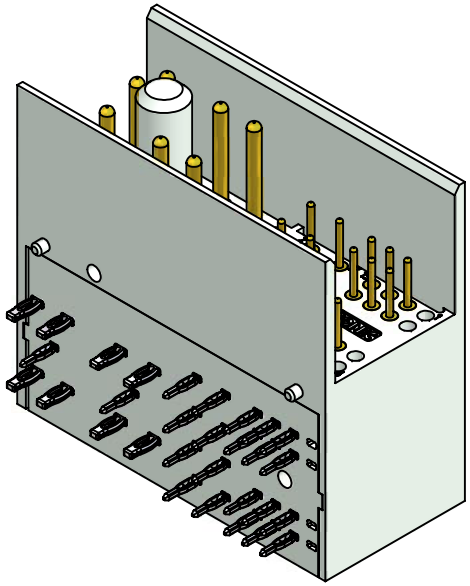

PCB hole pattern

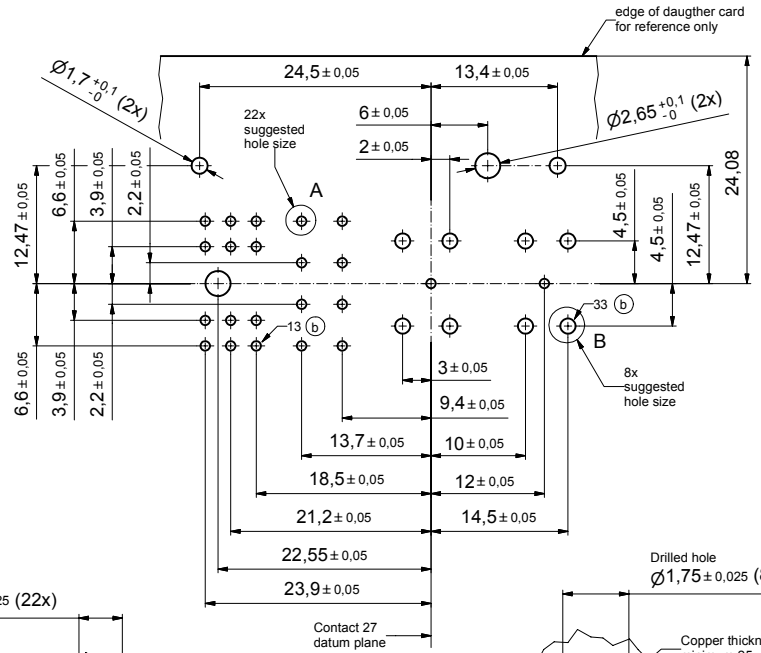

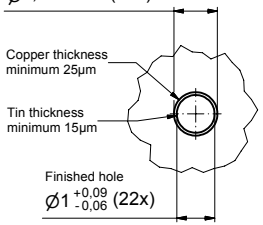

A (10 : 1)

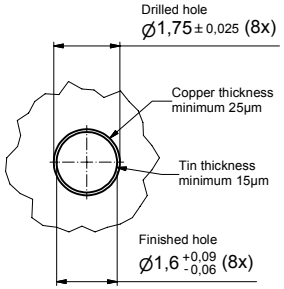

B (10 : 1)

NOTES:

1. MATERIALS AND FINISHES:
   - INSULATOR: GLASS FILLED PLASTIC UL 94 V-0 RATED, GREY RAL 7035
   - CONTACTS: COPPER ALLOY, PLATING MATING AREA: 0,8 µM GOLD OVER NICKEL
     PLATING TERMINATION AREA: 0,8-1,5 µM TIN (SN 100)
2. ELECTRICAL CHARACTERISTICS:
   CREEPING AND CLEARANCE DISTANCE; MINIMUM SPACING:
   - CONTACTS 5-16 TO ANY OTHER CONTACT WITHIN THIS GROUP: 0,7 MM
   - CONTACTS 17-24 TO ANY OTHER CONTACT WITHIN THIS GROUP: 2,5 MM
   - CONTACT 25 TO 26: 5,5 MM
   - CONTACTS 27-34 TO ANY OTHER CONTACT WITHIN THIS GROUP: 1,4 MM
   - CONTACTS 13-16 TO 17-20: 3,0 MM
   - CONTACTS 21-24 TO 25-26: 4,0 MM
   - CONTACTS 25-26 TO 27-29: 2,0 MM
   CONTACT CURRENT RATING:
   - POWER CONTACTS: 16 AMPERES MINIMUM,
     TESTED PER CSA C22.2 NO. 182.3-M1987, ALL CONTACTS UNDER LOAD
   - SIGNAL CONTACTS: 2 AMPERES NOMINAL
   INITIAL CONTACT RESISTANCE PER IEC 512-2, TEST 2b:
   - POWER CONTACTS: 0,0022 OHM MAX.
   - SIGNAL CONTACTS: 0,0085 OHM MAX.
   INSULATION RESISTANCE: 5 G OHM PER IEC 512-2, TEST 3a, METHOD A
3. POSITIONS WITHOUT CONTACTS: 1, 2, 3, 4
4. WORKING TEMPERATURE: -55°C TO +125°C
5. PRESS-FIT PART OF CONTACTS ARE PATENT PROTECTED
6. CONNECTOR IS PART MARKED: PART-NO. CONEC ABC

Directive 2002/95/EC „RoHS" Compliant

quantity	part description	item	dwg no. / norm	material
1	Fixing plate	13		
5	Signal contact type 7	12		
3	Signal contact type 6	11		
2	Signal contact type 5	10		
2	Signal contact type 4	9		
2	Signal contact type 3	8		
3	Signal contact type 2	7		
5	Signal contact type 1	6		
3	Power contact type 4	5		
1	Power contact type 3	4		
3	Power contact type 2	3		
1	Power contact type 1	2		
1	Case 34pos. male	1		

partlist

THIS DRAWING MAY NOT BE COPIED OR REPRODUCED IN ANY WAY, AND MAY NOT BE PASSED ON TO A THIRD PARTY WITHOUT WRITTEN PERMISSION. OWNERSHIP AND COPYRIGHT OF CONEC GmbH

DO NOT ALTER CAD DRAWING BY HAND

finish: see notes

tolerance ISO 2768-m

dim. in mm

scale: 2,5:1 (10:1)

material: see notes

	date	name
drawn	22.08.05	Mankopf
appd.	22.08.05	Kühle
norm		
d-old		

rev.	description	date	name
5 x c	Ä 3057	21.07.08	Lehm.
2 x b	Ä 2592	23.10.06	HS
a	Origin		

title: MALE CONNECTOR 30pos.
PRESS-FIT ANGLED
AdvancedTCA

dwg no: 46K2A005 (Inventor)

DIN-A2

sh: 1

part no: ATC30W08MAE1S5X