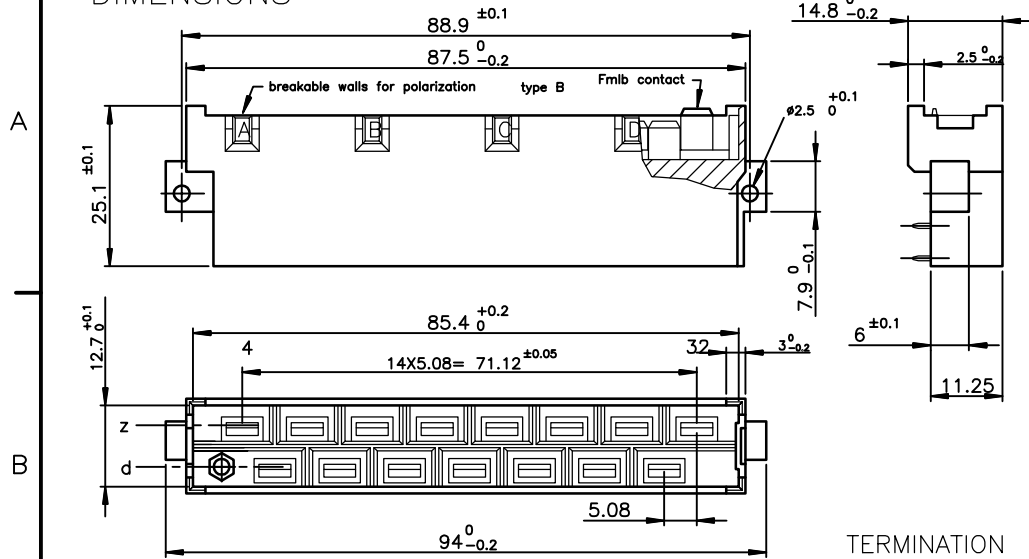
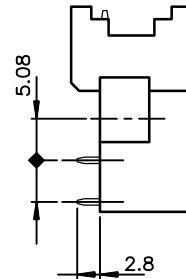


DIMENSIONS



TERMINATION



ELECTRICAL DATA

- Current at AMB. 15 A at 20° / 10 A at 70°
- Contact resistance ≤8mΩ according to DIN 41640 Teil 4 test 2a
- Insulation resistance ≥10⁸ MΩ according to DIN 41640 teil 7 test 3a according to DIN 41640 teil 21
- TEST VOLTAGE contact/contact 3100 V
- contact/ground 3100 V
- grounding pin position Z 32

MECHANICAL DATA

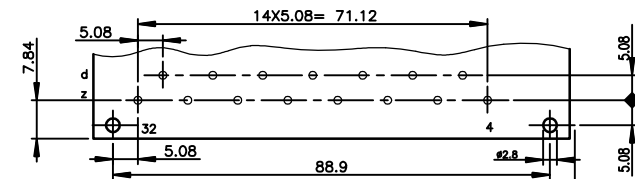
- Insertion force ≤90N
- Mechanical endurance 500 matings unmatings according to DIN41640 teil 21
- Material insulator Polycarbonate UL94V0
- Material contacts Copper alloy
- Finishing contact surface Silver or Lead Free
- Finishing termination Silver or Lead Free
- Schock ≤16mΩ according to DIN 41640 Teil 14 test 6c
- Vibration 10-2000Hz/20g according to DIN 41640 Teil 15

ENVIRONMENTAL DATA

- Climatic category According to DIN 41612 - class 1
- Corrosion According to DIN 41612 - class 1

PERFORMANCES AS PER DIN 41612 STYLE H 15 CLASS 1

P.C. CARD DRILLING (scale 1.2)



NOTE RoHS INFORMATION

- The "LF" products meet European Union Directives and other country regulations as described in GS-22-008.
- The housing will withstand exposure to 260°C peak temperature for 3.5 seconds in a wave solder application with a 1.6mm minimum thick circuit board.
- For the right angled versions, like the current leaded versions, it's recommended to use high temperature adhesive or metallic device, to protect the nearest plastic part in contact with of the solder wave, to avoid any visual plastic deterioration.

European Views

www.fciconnect.com		surface	tolerance std	projection	mm
		ISO 1302 ✓	ISO 406 ISO 1101	mm	
TOLERANCES UNLESS OTHERWISE SPECIFIED					
Dr	L.GOISNARD	2005/12/13	ANGULAR	0.X	±0.1
Eng	L.GOISNARD	2005/12/13	LINEAR	0.XX	±0.1
Chr	P.LEGARE	2005/12/13	0.XX' ±2'	0.XXX	±0.1
Appr	P.LEGARE	2005/12/13	Product family	DIN POWER	Spec ref -
FCJ			title		Rev.
			MALE CONNECTOR 2 ROW		C01-5159-0017
			15 CONTACTS		J
			catalog no	-	CUSTOMER sheet 1 of 1

LEAD-FREE PART-NUMBER	5159	029	15	23	LF
STYLE H					
NUMBER OF CONTACTS					
TERMINATION Angled spills					
PLATING Silver over nickel Lead-free over nickel					
660 440					
LEAD-FREE					

rev	ecn no	dr	date
C	LS05-0119	MPE	2005/12/13
D	LS06-0022	LGO	2006/02/21
E	LS06-0095	LGO	2006/06/28
F	LS07-0172	LGO	2007/06/18
G	LS07-0288	LGO	2007/11/19
H	F10-0214	APA	2010/10/01
J	F12-0053	APA	2012/05/07



Copyright FCJ.