

PCB terminal block - ZFKKDS 2,5-5,08 L - 1905227

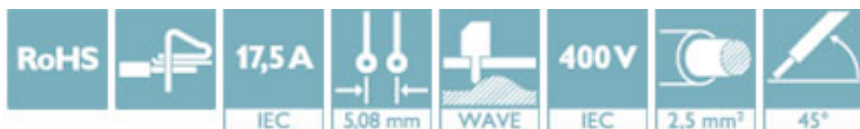
Please be informed that the data shown in this PDF Document is generated from our Online Catalog. Please find the complete data in the user's documentation. Our General Terms of Use for Downloads are valid (<http://phoenixcontact.com/download>)




PCB terminal block, nominal current: 17.5 A, nom. voltage: 400 V, pitch: 5.08 mm, number of positions: 1, connection method: Spring-cage connection, mounting: Wave soldering, conductor/PCB connection direction: 45°, color: green. The article can be aligned to create different nos. of positions!

Why buy this product

- Defined contact force ensures that contact remains stable over the long term
- Clamping space opened by means of fixed screwdriver enables convenient conductor connection
- Conductor connection on several levels enables higher contact density
- The latching on the side enables various numbers of positions to be combined



Key Commercial Data

Packing unit	50 STK
GTIN	 4 017918 188849
GTIN	4017918188849

Technical data

Dimensions

Length [l]	24 mm
Pitch	5.08 mm
Width [w]	5.08 mm
Constructional height	25.5 mm
Height [h]	29 mm
Solder pin [P]	3.5 mm
Pin dimensions	0,8 x 0,8 mm
Hole diameter	1.3 mm

General

Range of articles	ZFKKDS(A) 2,5
Insulating material group	I
Rated surge voltage (III/3)	4 kV

PCB terminal block - ZFKKDS 2,5-5,08 L - 1905227

Technical data

General

Rated surge voltage (III/2)	4 kV
Rated surge voltage (II/2)	4 kV
Rated voltage (III/3)	250 V
Rated voltage (III/2)	400 V
Rated voltage (II/2)	630 V
Connection in acc. with standard	EN-VDE
Nominal current I _N	17.5 A
Nominal cross section	2.5 mm ²
Maximum load current	17.5 A (with a 2.5 mm ² conductor cross section)
Insulating material	PA
Flammability rating according to UL 94	V0
Internal cylindrical gage	A3
Stripping length	7 mm
Number of positions	1

Connection data

Conductor cross section solid min.	0.2 mm ²
Conductor cross section solid max.	4 mm ²
Conductor cross section flexible min.	0.2 mm ²
Conductor cross section flexible max.	2.5 mm ²
Conductor cross section flexible, with ferrule without plastic sleeve min.	0.25 mm ²
Conductor cross section flexible, with ferrule without plastic sleeve max.	2.5 mm ²
Conductor cross section flexible, with ferrule with plastic sleeve min.	0.25 mm ²
Conductor cross section flexible, with ferrule with plastic sleeve max.	1.5 mm ²
Conductor cross section AWG min.	24
Conductor cross section AWG max.	12

Standards and Regulations

Connection in acc. with standard	EN-VDE
	CUL
Flammability rating according to UL 94	V0

Environmental Product Compliance

China RoHS	Environmentally friendly use period: unlimited = EFUP-e
	No hazardous substances above threshold values

Approvals

Approvals

Approvals

EAC / cULus Recognized


PCB terminal block - ZFKKDS 2,5-5,08 L - 1905227

Approvals

Ex Approvals

Approval details

EAC		B.01742
-----	---	---------

cULus Recognized		http://database.ul.com/cgi-bin/XYV/template/LISEXT/1FRAME/index.htm	E60425-19941110
	D	B	
Nominal voltage UN	300 V	250 V	
Nominal current IN	10 A	10 A	
mm ² /AWG/kcmil	26-12	26-12	

Phoenix Contact 2018 © - all rights reserved
<http://www.phoenixcontact.com>

PHOENIX CONTACT GmbH & Co. KG
Flachsmarktstr. 8
32825 Blomberg
Germany
Tel. +49 5235 300
Fax +49 5235 3 41200
<http://www.phoenixcontact.com>