

ANGELETTE-S-PLAIN

~10° spot beam. Clean appearance with no additional attachment interface.

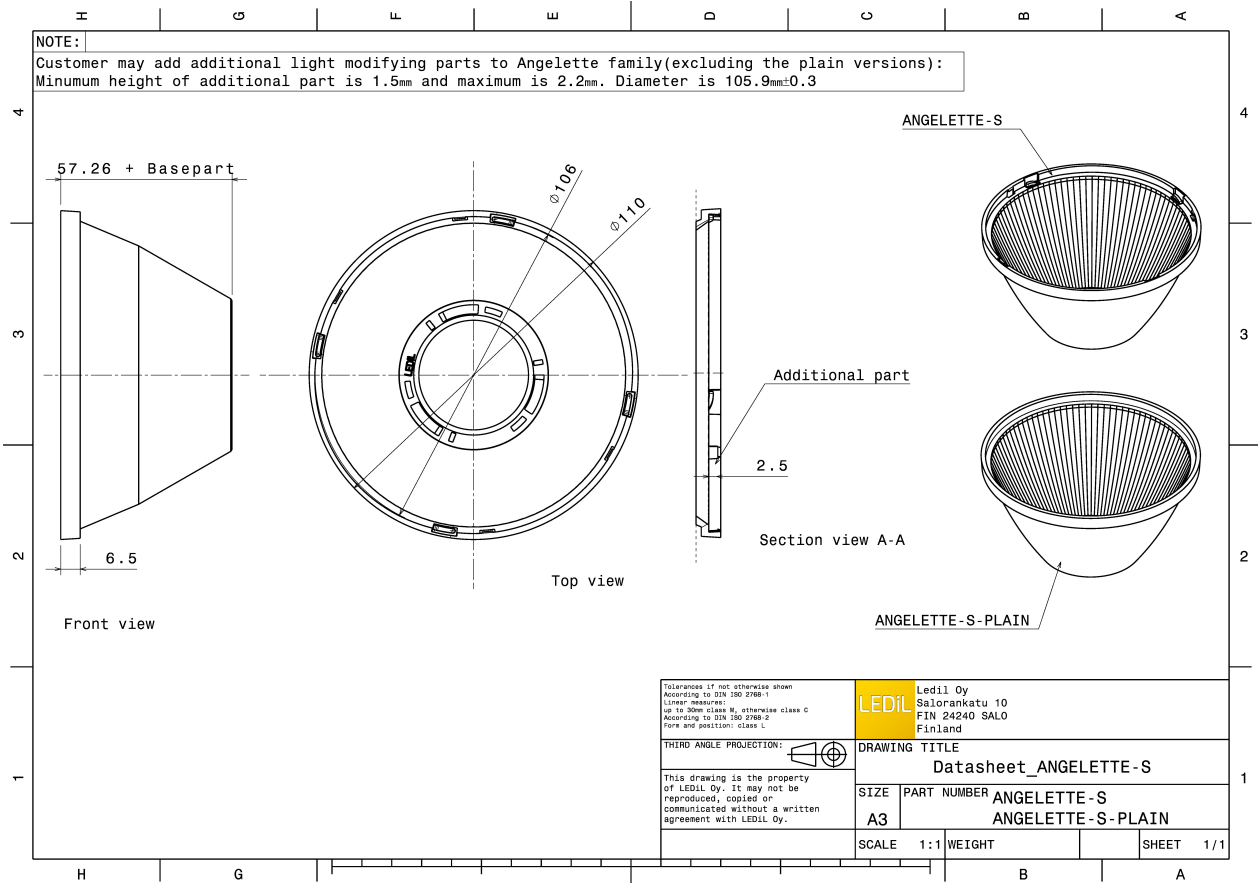
TECHNICAL SPECIFICATIONS:

Dimensions	Ø 110 mm
Height	57.3 mm
Fastening	socket
Colour	metal
Box size	398 x 298 x 265 mm
Box weight	7.7 kg
Quantity in Box	180 pcs
ROHS compliant	yes ⓘ


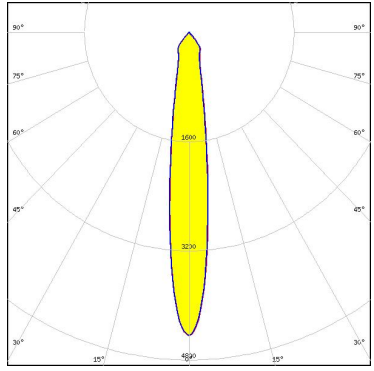

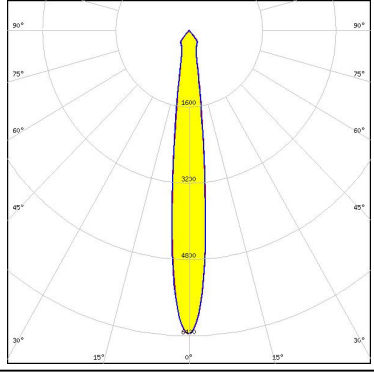

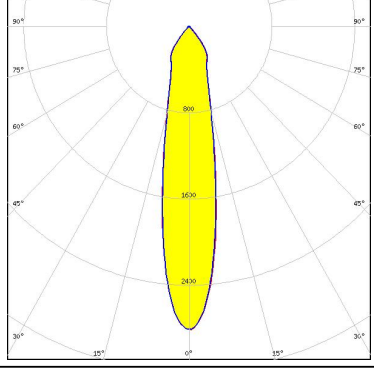

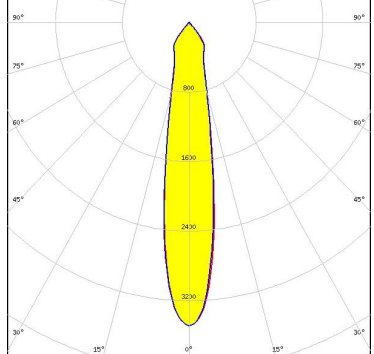


MATERIAL SPECIFICATIONS:


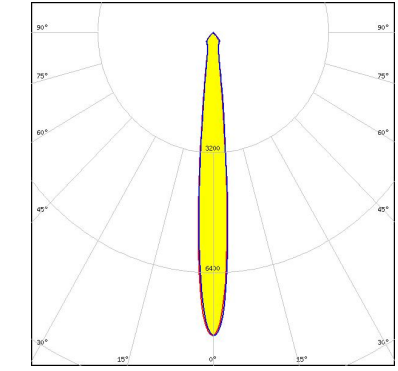

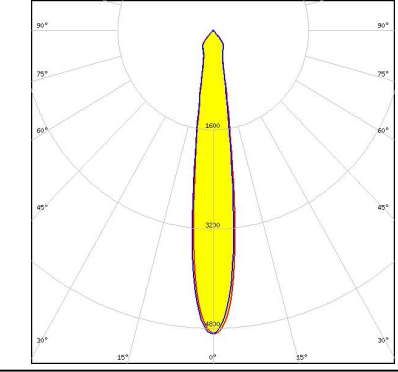

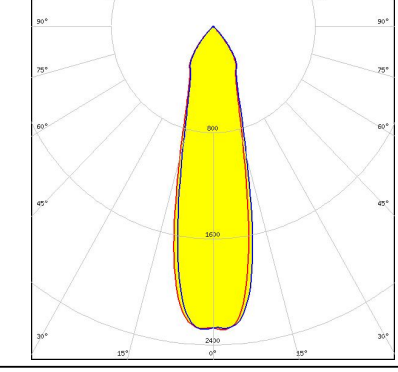

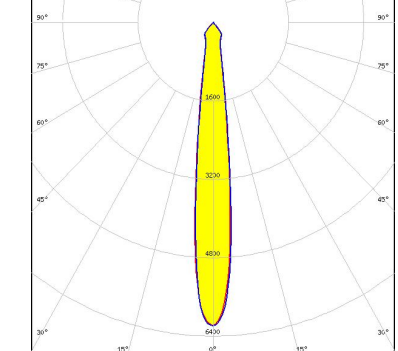
Component	Type	Material	Colour	Coating
ANGELETTE-S-PLAIN	Reflector	PC	metal	



PHOTOMETRIC DATA (MEASURED):

<p>bridgelux.</p> <p>LED V13 Gen7 FWHM 15.0° Efficiency 87 % Peak intensity 4.500 cd/lm Required components: F13671_ANGE-RZ-LENS TE: 2213254-2 + OPTIC CLIP Z50 TYPE1 2213194-1</p>		
<p>bridgelux.</p> <p>LED V13 Gen7 FWHM 13.0° Efficiency 91 % Peak intensity 6.400 cd/lm Required components: TE: 2213254-2 + OPTIC CLIP Z50 TYPE1 2213194-1</p>		
<p>bridgelux.</p> <p>LED V22 Gen6 FWHM 21.0° Efficiency 85 % Peak intensity 2.800 cd/lm Required components: F13671_ANGE-RZ-LENS IDEAL: 50-2204-CT + 50-2100AN</p>		
<p>bridgelux.</p> <p>LED V22 Gen6 FWHM 19.0° Efficiency 90 % Peak intensity 3.500 cd/lm Required components: IDEAL: 50-2204-CT + 50-2100AN</p>		

PHOTOMETRIC DATA (MEASURED):

<p>bridgelux.</p> <p>LED VERO13 FWHM 11.0° Efficiency 90 % Peak intensity 8.100 cd/lm Required components: C13658_CLAMP-VERO13-18</p>		
<p>bridgelux.</p> <p>LED VERO18 FWHM 15.0° Efficiency 90 % Peak intensity 4.900 cd/lm Required components: C13658_CLAMP-VERO13-18</p>		
<p>bridgelux.</p> <p>LED VERO29 FWHM 27.0° Efficiency 90 % Peak intensity 2.300 cd/lm Required components: C13584_CLAMP-VERO29</p>		
<p>CITIZEN</p> <p>LED CLL03x/CLU03x FWHM 13.0° Efficiency 90 % Peak intensity 6.200 cd/lm Required components: TE: 2213254-2 + OPTIC CLIP Z50 TYPE1 2213194-1</p>		

PHOTOMETRIC DATA (MEASURED):

CITIZEN

LED CLL03x/CLU03x

FWHM 15.0°

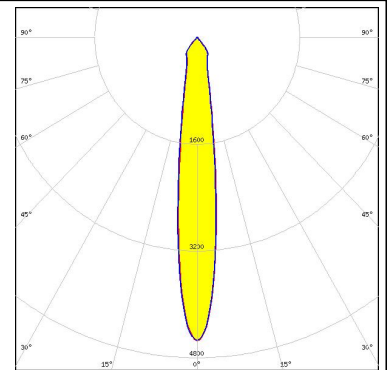
Efficiency 85 %

Peak intensity 4.500 cd/lm

Required components:

F13671_ANGE-RZ-LENS

TE: 2213254-2 + OPTIC CLIP Z50 TYPE1 2213194-1



CITIZEN

LED CLL03x/CLU03x

FWHM 15.0°

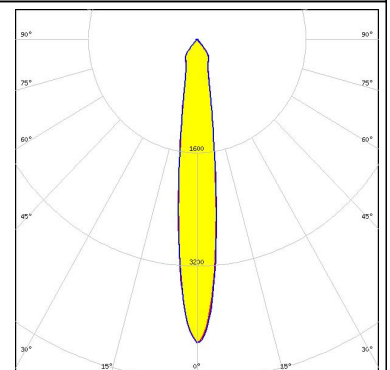
Efficiency 85 %

Peak intensity 4.300 cd/lm

Required components:

F13671_ANGE-RZ-LENS

IDEAL: 50-2103CT + 50-2100AN



CITIZEN

LED CLL03x/CLU03x

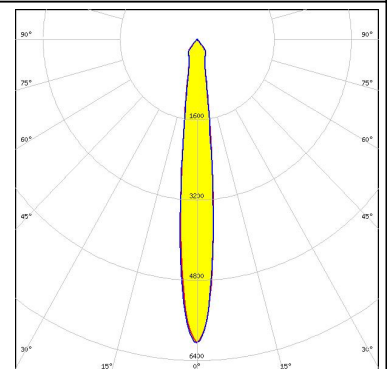
FWHM 13.0°

Efficiency 89 %

Peak intensity 6.000 cd/lm

Required components:

IDEAL: 50-2103CT + 50-2100AN



CITIZEN

LED CLL04x/CLU04x

FWHM 21.0°

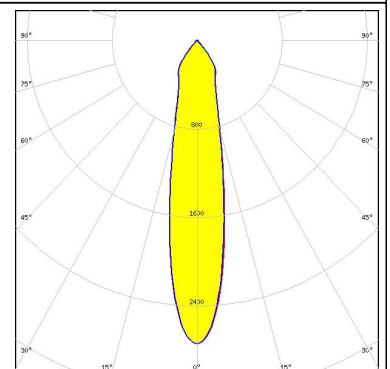

Efficiency 85 %

Peak intensity 2.700 cd/lm

Required components:

F13671_ANGE-RZ-LENS

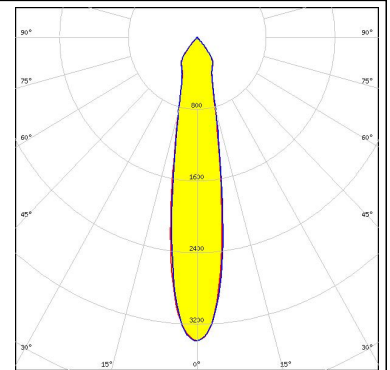
IDEAL: 50-2204-CT + 50-2100AN



PHOTOMETRIC DATA (MEASURED):

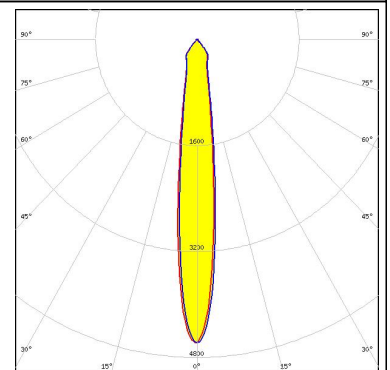
CITIZEN

LED CLL04x/CLU04x
 FWHM 19.0°
 Efficiency 90 %
 Peak intensity 3.400 cd/lm
 Required components:
 IDEAL: 50-2204-CT + 50-2100AN



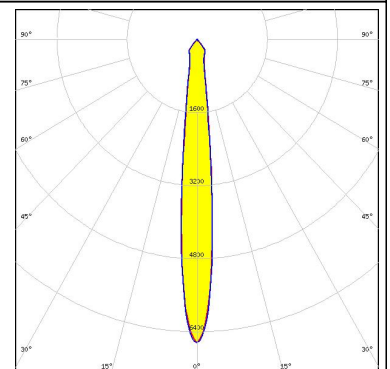

CITIZEN

LED CLU730/731
 FWHM 14.0°
 Efficiency 85 %
 Peak intensity 4.600 cd/lm
 Required components:
 F13671_ANGE-RZ-LENS
 IDEAL: 50-2204-CT + 50-2100AN



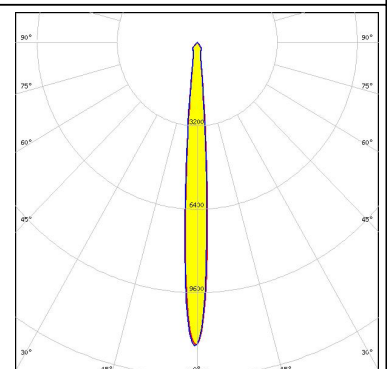
CITIZEN

LED CLU730/731
 FWHM 12.0°
 Efficiency 89 %
 Peak intensity 6.600 cd/lm
 Required components:
 IDEAL: 50-2204-CT + 50-2100AN



CREE

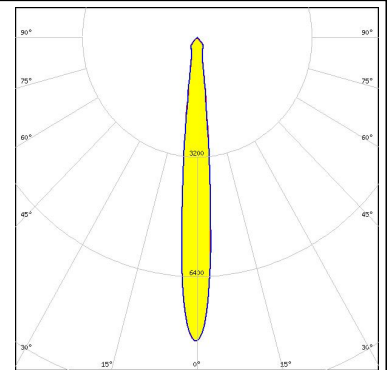
LED CXA/B 15xx
 FWHM 8.0°
 Efficiency 90 %
 Peak intensity 12.000 cd/lm
 Required components:
 C14123_CLAMP-CXA15-18



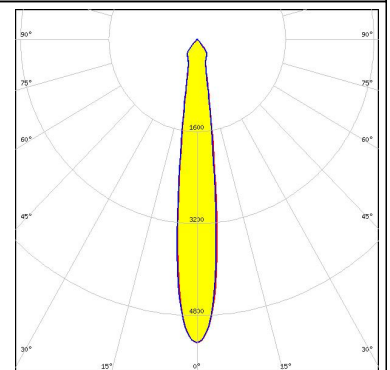
PHOTOMETRIC DATA (MEASURED):



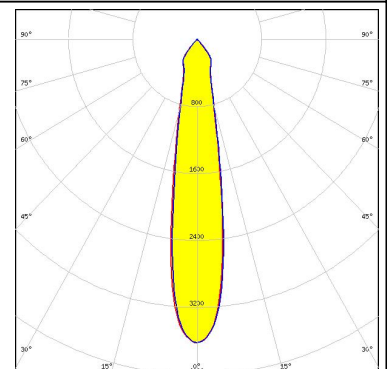

LED CXA/B 1816 & CXA/B 1820 & CXA 1850
 FWHM 11.0°
 Efficiency 90 %
 Peak intensity 8.100 cd/lm
 Required components:
 C14123_CLAMP-CXA15-18



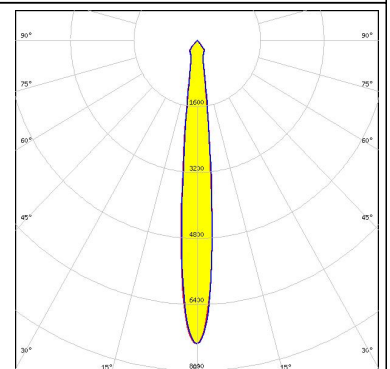

LED CXA/B 25xx
 FWHM 15.0°
 Efficiency 90 %
 Peak intensity 5.300 cd/lm
 Required components:
 C14036_CLAMP_CXA25-30



LED CXA/B 30xx
 FWHM 19.0°
 Efficiency 90 %
 Peak intensity 3.600 cd/lm
 Required components:
 C14036_CLAMP_CXA25-30



LED LUXEON CoB 1204/1205
 FWHM 12.0°
 Efficiency 90 %
 Peak intensity 7.400 cd/lm
 Required components:
 TE: 2213130-2 + OPTIC CLIP Z50 TYPE1 2213194-1



PHOTOMETRIC DATA (MEASURED):



LED LUXEON CoB 1208

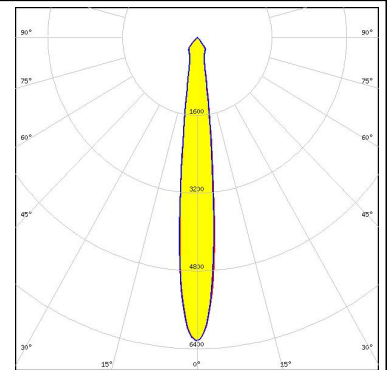
FWHM 13.0°

Efficiency 89 %

Peak intensity 6.200 cd/lm

Required components:

TE: 2213130-2 + OPTIC CLIP Z50 TYPE1 2213194-1



LED LUXEON CoB 1208

FWHM 16.0°

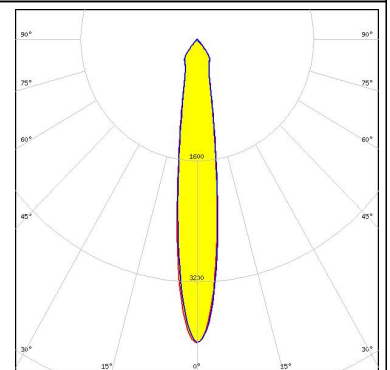

Efficiency 85 %

Peak intensity 4.000 cd/lm

Required components:

F13671_ANGE-RZ-LENS

IDEAL: 50-2100SH + 50-2100AN



LED LUXEON CoB 1208

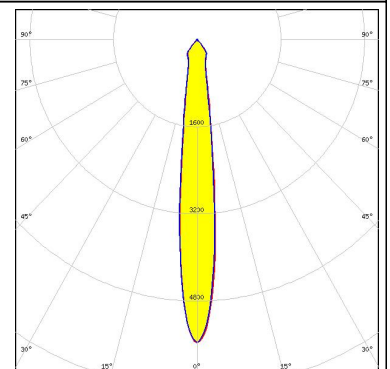

FWHM 13.0°

Efficiency 89 %

Peak intensity 5.600 cd/lm

Required components:

IDEAL: 50-2100SH + 50-2100AN



LED LUXEON CoB 1208

FWHM 15.0°

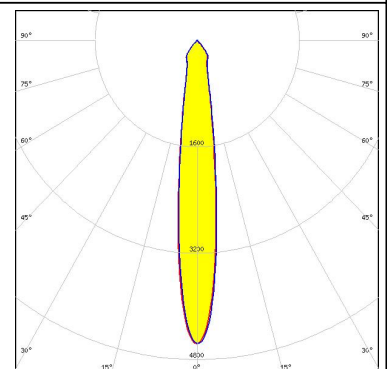

Efficiency 85 %

Peak intensity 4.600 cd/lm

Required components:

F13671_ANGE-RZ-LENS

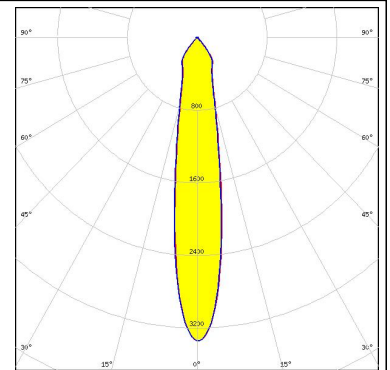
TE: 2213130-2 + OPTIC CLIP Z50 TYPE1 2213194-1



PHOTOMETRIC DATA (MEASURED):

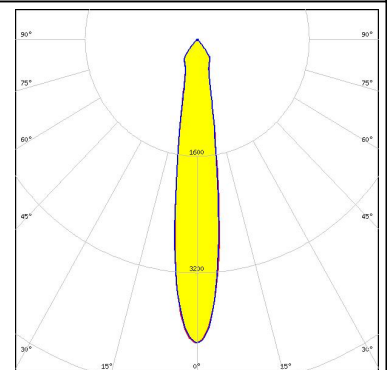

LUMILEDS

LED LUXEON CoB 1211
 FWHM 18.0°
 Efficiency 86 %
 Peak intensity 3.300 cd/lm
 Required components:
 F13671_ANGE-RZ-LENS
 IDEAL: 50-2204-CT + 50-2100AN



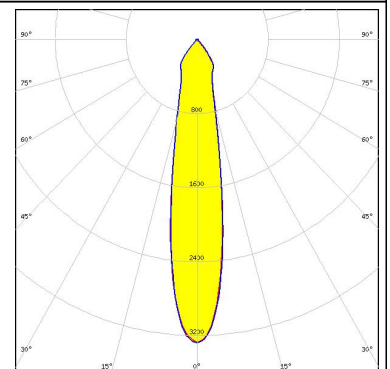
LUMILEDS

LED LUXEON CoB 1211
 FWHM 17.0°
 Efficiency 89 %
 Peak intensity 4.200 cd/lm
 Required components:
 IDEAL: 50-2204-CT + 50-2100AN



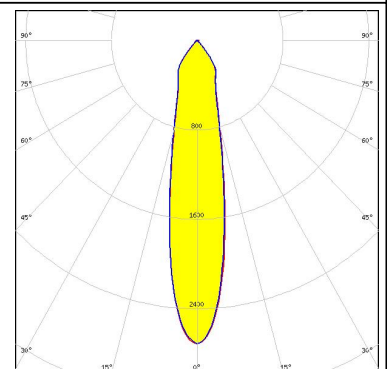

LUMILEDS

LED LUXEON CoB 1216/1812
 FWHM 20.0°
 Efficiency 89 %
 Peak intensity 3.300 cd/lm
 Required components:
 IDEAL: 50-2204-CT + 50-2100AN


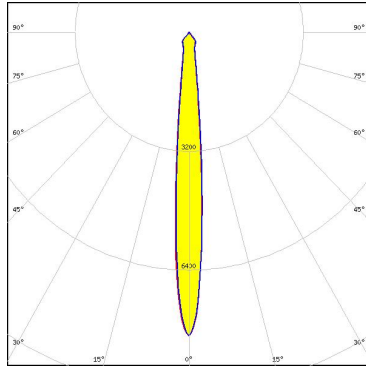

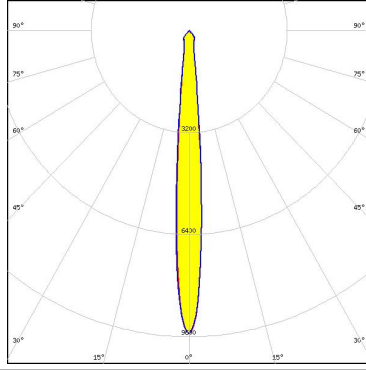

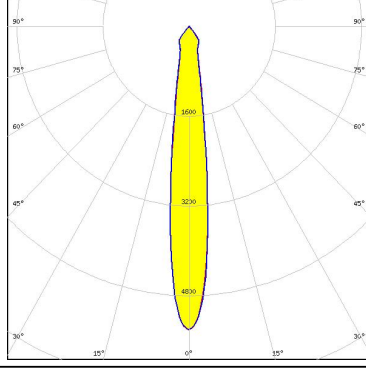

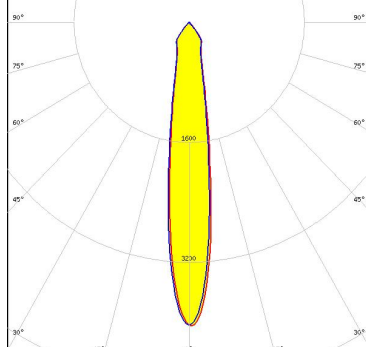


LUMILEDS

LED LUXEON CoB 1216/1812
 FWHM 21.0°
 Efficiency 86 %
 Peak intensity 2.700 cd/lm
 Required components:
 F13671_ANGE-RZ-LENS
 IDEAL: 50-2204-CT + 50-2100AN



PHOTOMETRIC DATA (MEASURED):

<p>NICHIA</p> <p>LED COB L-Type (LES 11)</p> <p>FWHM 10.0°</p> <p>Efficiency 89 %</p> <p>Peak intensity 8.200 cd/lm</p> <p>Required components: IDEAL: 50-2100NC + 50-2100AN</p>		
<p>NICHIA</p> <p>LED COB L-Type (LES 11)</p> <p>FWHM 10.0°</p> <p>Efficiency 90 %</p> <p>Peak intensity 9.500 cd/lm</p> <p>Required components: TE: 2213382-2 + OPTIC CLIP Z50 TYPE1 2213194-1</p>		
<p>OSRAM</p> <p>LED PrevaLED Core Z4 LES19</p> <p>FWHM 14.0°</p> <p>Efficiency 90 %</p> <p>Peak intensity 5.400 cd/lm</p> <p>Required components: TE: OPTIC CLIP Z50 TYPE1 2213194-1</p>		
<p>OSRAM</p> <p>LED PrevaLED Core Z4 LES19</p> <p>FWHM 16.0°</p> <p>Efficiency 86 %</p> <p>Peak intensity 4.000 cd/lm</p> <p>Required components: F13671_ANGE-RZ-LENS TE: 2213130-2</p>		

PHOTOMETRIC DATA (MEASURED):

OSRAM
Opto Semiconductors

LED Soleriq S13 Gen2

FWHM 14.0°

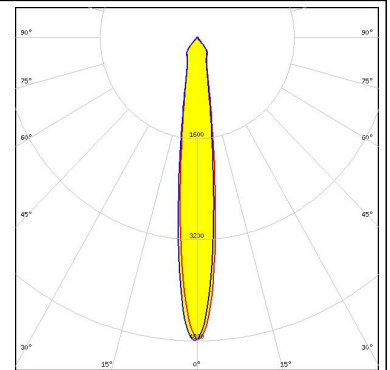
Efficiency 85 %

Peak intensity 4.800 cd/lm

Required components:

F13671_ANGE-RZ-LENS

IDEAL: 50-2103CT + 50-2100AN



OSRAM
Opto Semiconductors

LED Soleriq S13 Gen2

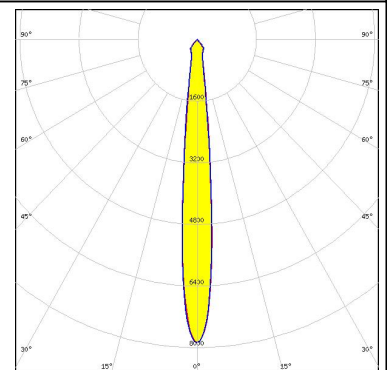
FWHM 11.0°

Efficiency 89 %

Peak intensity 7.900 cd/lm

Required components:

TE: 2213254-2 + OPTIC CLIP Z50 TYPE1 2213194-1



OSRAM
Opto Semiconductors

LED Soleriq S13 Gen2

FWHM 13.0°

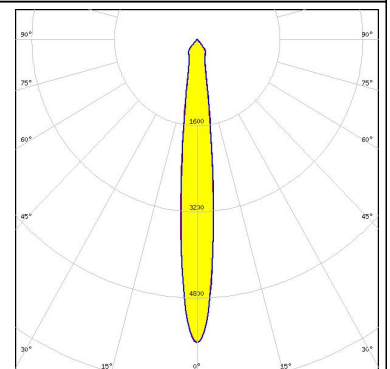
Efficiency 85 %

Peak intensity 5.600 cd/lm

Required components:

F13671_ANGE-RZ-LENS

TE: 2213254-2 + OPTIC CLIP Z50 TYPE1 2213194-1



OSRAM
Opto Semiconductors

LED Soleriq S19

FWHM 16.0°

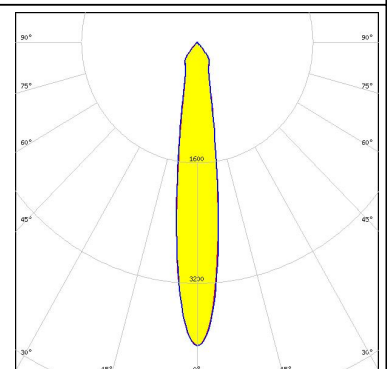

Efficiency 85 %

Peak intensity 4.000 cd/lm

Required components:

F13671_ANGE-RZ-LENS

TE: 2213407-2 + OPTIC CLIP Z50 TYPE1 2213194-1



PHOTOMETRIC DATA (MEASURED):

OSRAM
Opto Semiconductors

LED Soleriq S19

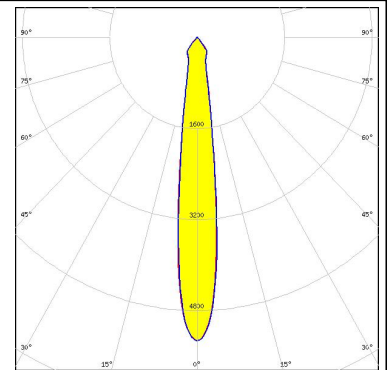
FWHM 14.0°

Efficiency 90 %

Peak intensity 5.300 cd/lm

Required components:

TE: 2213407-2 + OPTIC CLIP Z50 TYPE1 2213194-1



PHILIPS

LED Fortimo SLM L15 Standard

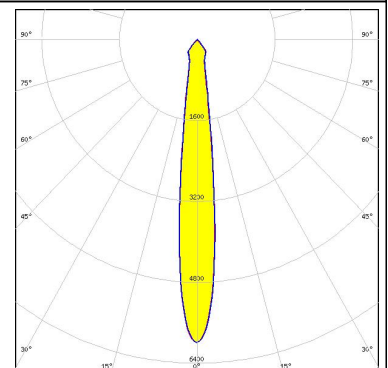
FWHM 13.0°

Efficiency 89 %

Peak intensity 6.000 cd/lm

Required components:

TE: OPTIC CLIP Z50 TYPE1 2213194-1



SAMSUNG

LED LC040C

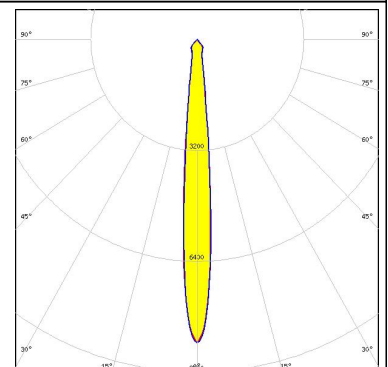
FWHM 10.0°

Efficiency 90 %

Peak intensity 8.800 cd/lm

Required components:

TE: 2213382-2 + OPTIC CLIP Z50 TYPE1 2213194-1



SAMSUNG

LED LC040C

FWHM 12.0°

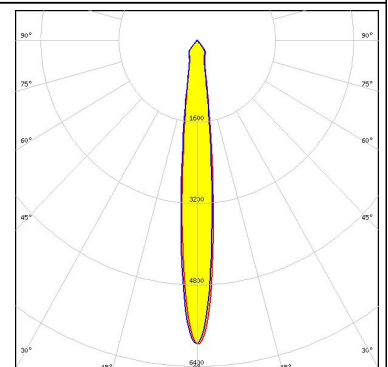

Efficiency 86 %

Peak intensity 6.000 cd/lm



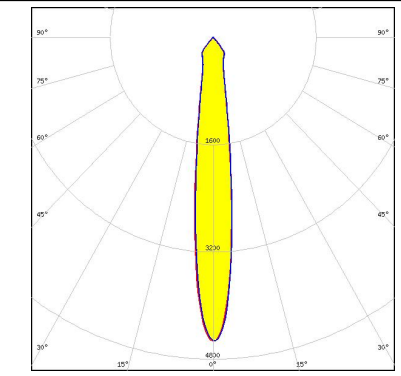


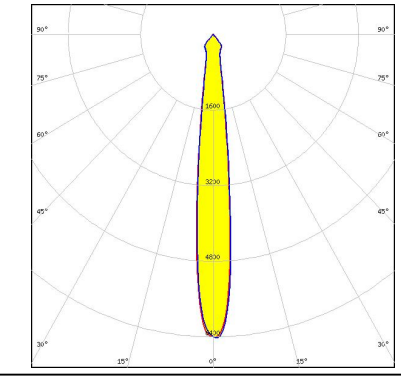


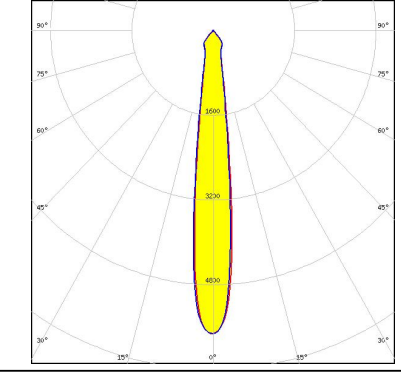

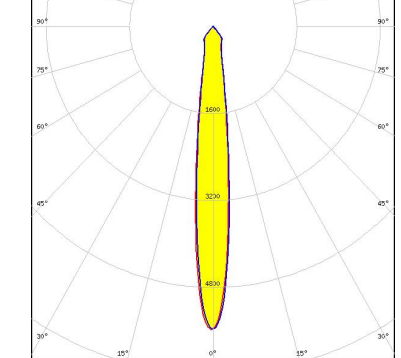
Required components:

F13671_ANGE-RZ-LENS

TE: 2213382-2 + OPTIC CLIP Z50 TYPE1 2213194-1



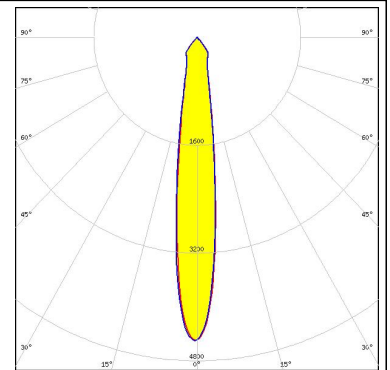
PHOTOMETRIC DATA (MEASURED):

<p> SEOUL SEMICONDUCTOR</p> <p>LED AC Zhaga COB FWHM 14.0° Efficiency 85 % Peak intensity 4.500 cd/lm Required components: F13671_ANGE-RZ-LENS Optosource: SEHSMJD-A</p>		
<p> SEOUL SEMICONDUCTOR</p> <p>LED AC Zhaga COB FWHM 13.0° Efficiency 90 % Peak intensity 6.400 cd/lm Required components: Optosource: SEHSMJD-A</p>		
<p> SEOUL SEMICONDUCTOR</p> <p>LED MJT COB LES 14.5 FWHM 14.0° Efficiency 89 % Peak intensity 5.700 cd/lm Required components: TE: 2213254-2 + OPTIC CLIP Z50 TYPE1 2213194-1</p>		
<p>TRIDONIC</p> <p>LED SLE G1 11mm 1000lm 927 Sunset R EXC FWHM 13.0° Efficiency 87 % Peak intensity 5.600 cd/lm Required components: F13671_ANGE-RZ-LENS TE: 2213254-2 + OPTIC CLIP Z50 TYPE1 2213194-1</p>		

PHOTOMETRIC DATA (MEASURED):

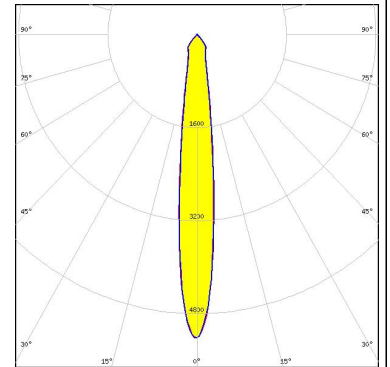
TRIDONIC

LED SLE G1 15mm 2000lm 927 Sunset R EXC
 FWHM 15.0°
 Efficiency 87 %
 Peak intensity 4.500 cd/lm
 Required components:
 F13671_ANGE-RZ-LENS
 TE: 2213254-2 + OPTIC CLIP Z50 TYPE1 2213194-1



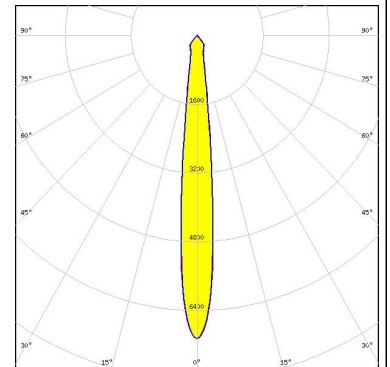
VS LIGHTING SOLUTIONS

LED WU-M-484
 FWHM 13.0°
 Efficiency 85 %
 Peak intensity 5.200 cd/lm
 Required components:
 F13671_ANGE-RZ-LENS
 TE: OPTIC CLIP Z50 TYPE1 2213194-1



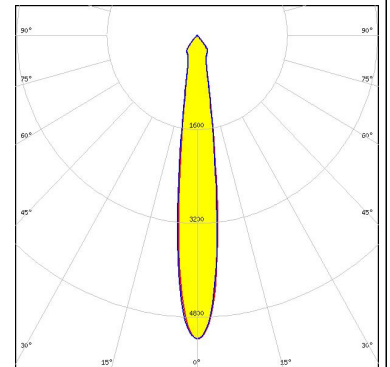

VS LIGHTING SOLUTIONS

LED WU-M-484
 FWHM 12.0°
 Efficiency 89 %
 Peak intensity 7.100 cd/lm
 Required components:
 TE: OPTIC CLIP Z50 TYPE1 2213194-1

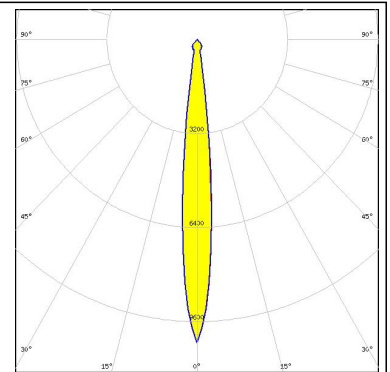
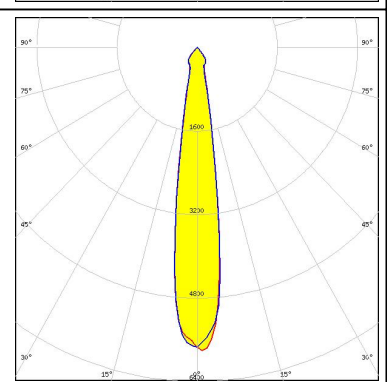
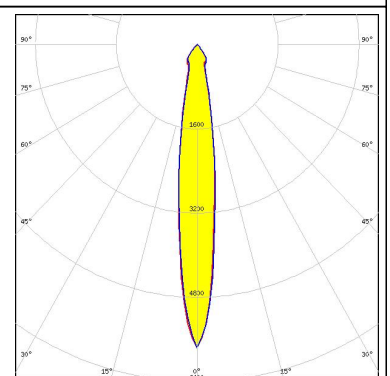


XICATO

LED XIM - 19mm LES
 FWHM 15.0°
 Efficiency 91 %
 Peak intensity 5.200 cd/lm
 Required components:
 C16491_XTM-ADAPTER-50-A



PHOTOMETRIC DATA (SIMULATED):

<p>bridgelux.</p> <p>LED V13 Gen7</p> <p>FWHM 11.0°</p> <p>Efficiency 92 %</p> <p>Peak intensity 10.320 cd/lm</p> <p>Required components: C13658_CLAMP-VERO13-18 Bender Wirth: 477 Typ L1</p>	
<p>bridgelux.</p> <p>LED V22 Gen7</p> <p>FWHM 16.0°</p> <p>Efficiency 94 %</p> <p>Peak intensity 5.815 cd/lm</p> <p>Required components: C13584_CLAMP-VERO29 Bender Wirth: 431 Typ L3</p>	
<p>bridgelux.</p> <p>LED V22 Gen7</p> <p>FWHM 14.0°</p> <p>Efficiency 94 %</p> <p>Peak intensity 5.760 cd/lm</p> <p>Required components: IDEAL: 50-2204-CT + 50-2100AN</p>	

GENERAL INFORMATION:

NOTE: The typical beam angle will be changed by different color, chip size and chip position tolerance. The typical total beam angle is the full angle measured where the luminous intensity is half of the peak value.

Due to use of high power COB's with this product, special attention to proper thermal design is highly recommended. LEDiL has no liability for direct, indirect or consecutive damages arising from the LEDiL products being used outside of the recommended temperature range.

MATERIALS:

As part of our continuous research and improvement processes, and to ensure the best possible quality and availability of our products, LEDiL reserves the right to change material grades without notice.

PRODUCT DATA USER AGREEMENT AND DISCLAIMER:

The measured data in the provided downloadable LEDiL Product Datasheets and Mechanical 2D-Drawings is rounded and provided as reference for planning. LEDiL Oy's optical specifications have been verified by conducting performance testing of the products in accordance with the company's quality system. The reported data are averaged results of multiple measurements with typical variation. LEDiL Oy reserves the right to without prior notification make changes and improvements to its products.

LEDiL Oy assumes neither warranty, nor guarantee nor any other liability of any kind for the contents and correctness of the provided data. The provided data has been generated with highest diligence but the provided data may in reality not represent the complete possible variation range of all intrinsic parameters. Therefore, in certain cases a deviation from the provided data could occur.

LEDiL Oy reserves the right to undertake technical changes of its products without further notification which could lead to changes in the provided data. LEDiL Oy assumes no liability of any kind for the possible deviation from any provided data or any other damage resulting from the usage of the provided data.

The user agrees to this disclaimer and user agreement with the download or usage of the provided files.

LEDiL Oy

Joensuunkatu 13
FI-24240 SALO
Finland

LEDiL Inc.

228 West Page Street
Suite D
Sycamore IL 60178
USA

Local sales and technical support

www.ledil.com/where_to_buy

Shipping locations

Salo, Finland
Hong Kong, China

Distribution Partners

www.ledil.com/where_to_buy