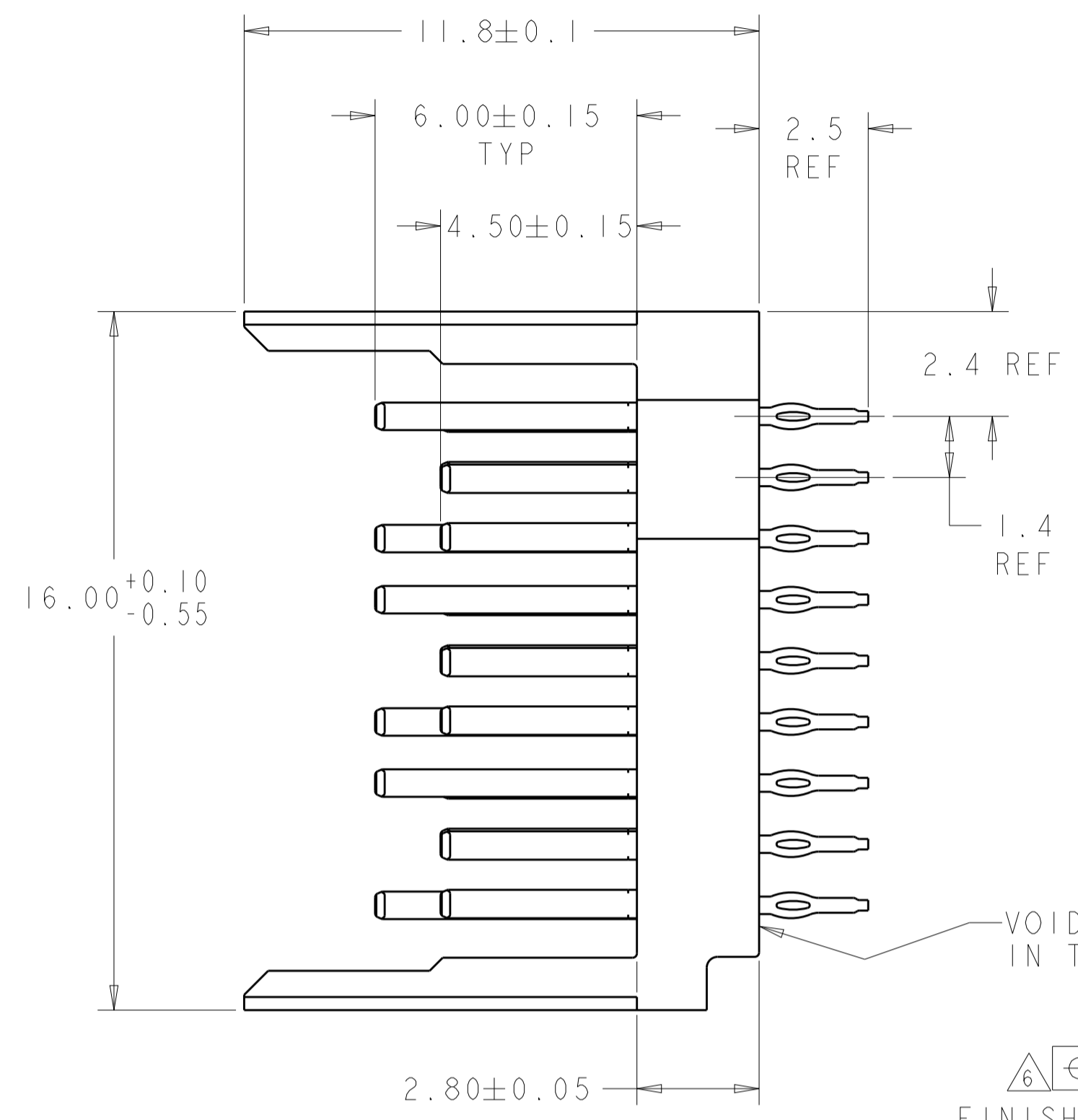
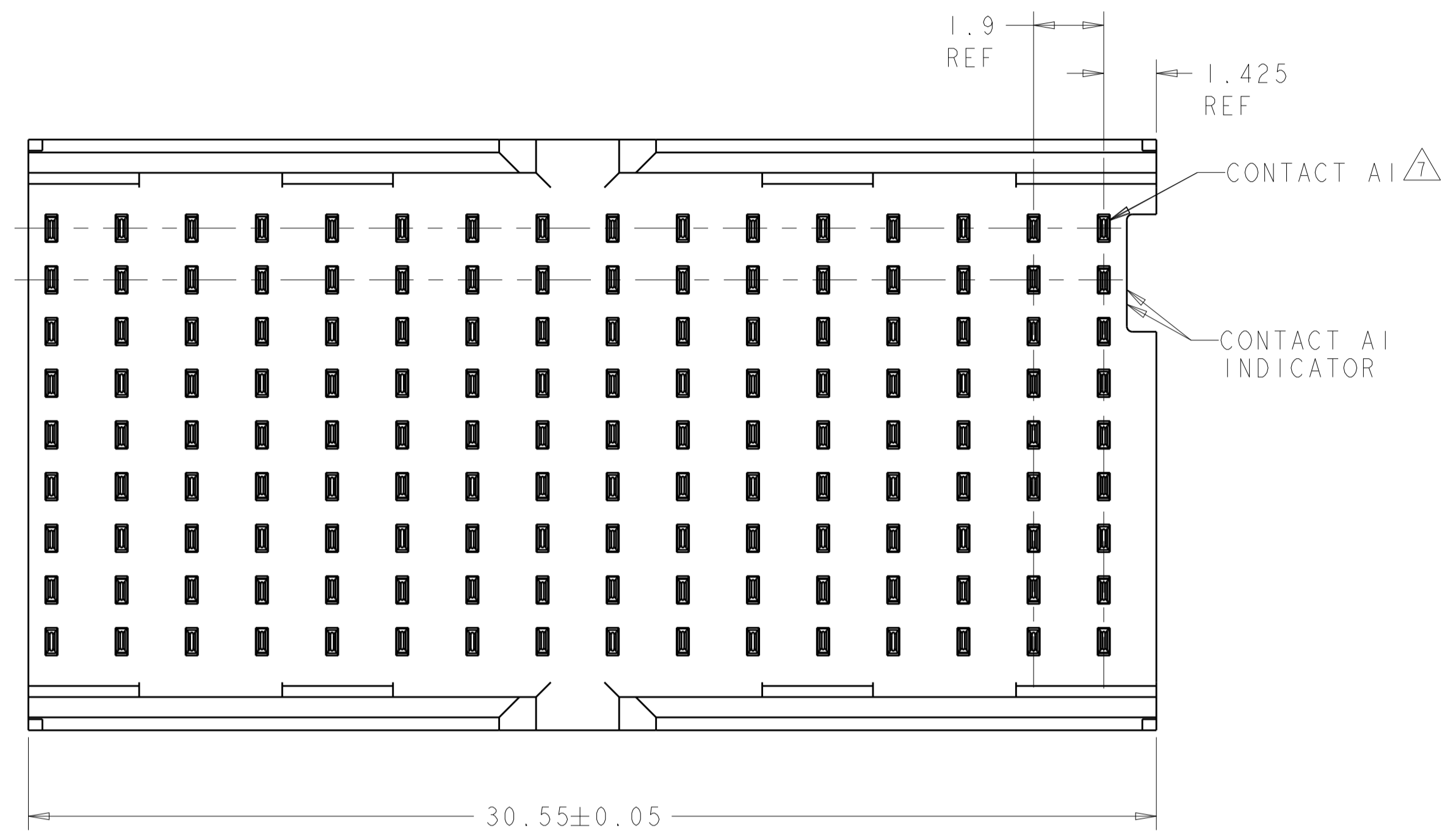
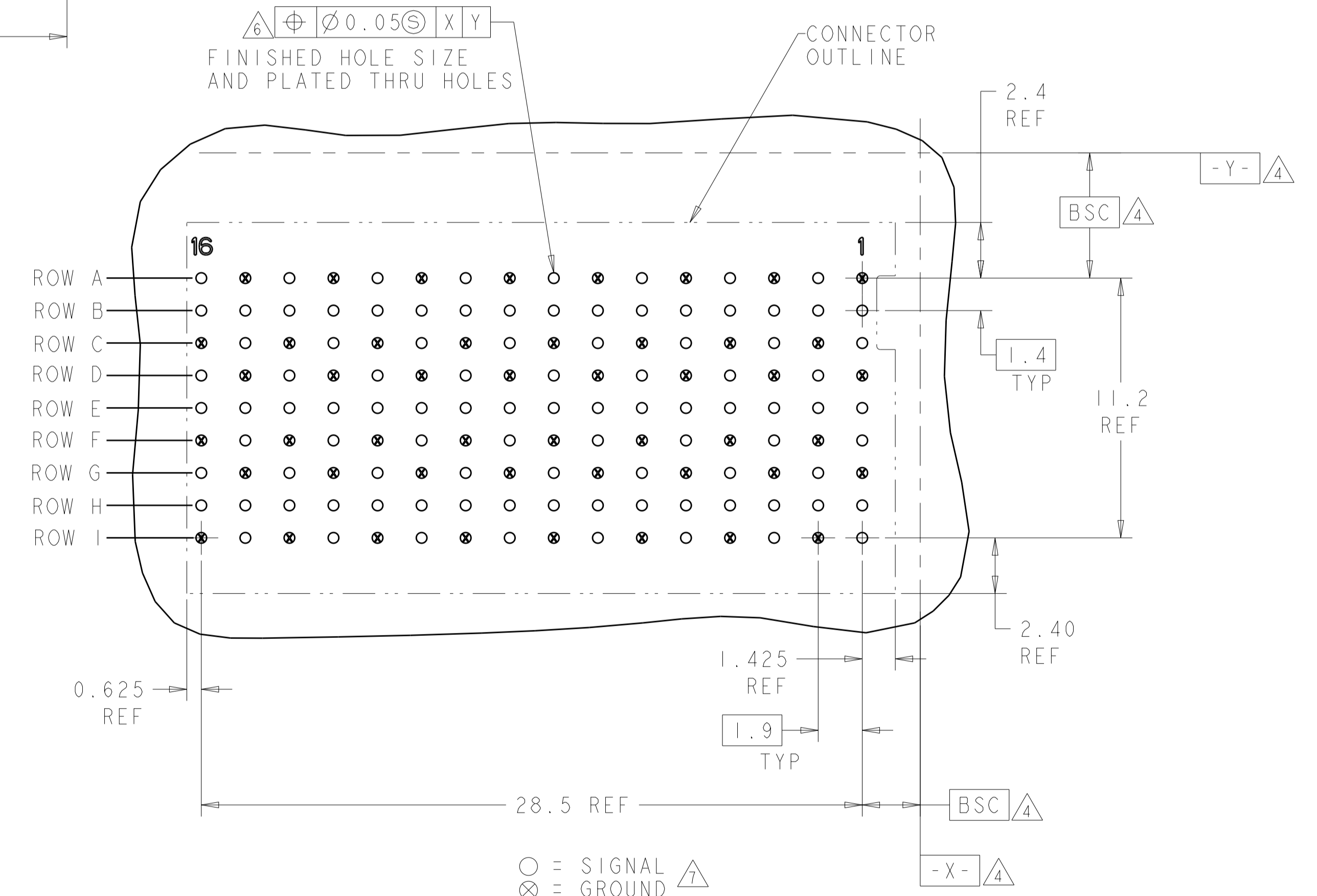
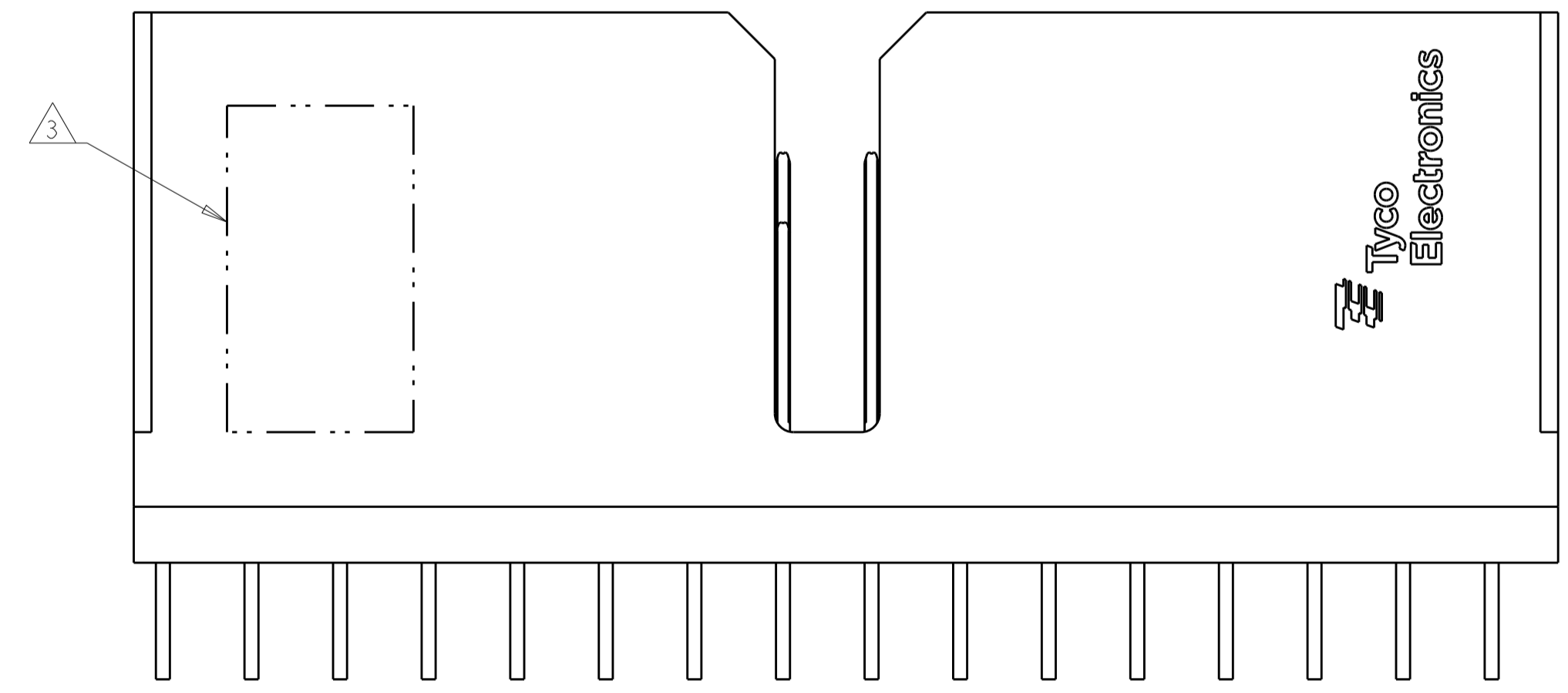


LOC	DIST	REVISIONS			
GP	00	REV	DATE	BY	APPD
		D	REVISED PER ECO-13-002771	20MAR2013	KH RP



- 1 MATERIAL:  
CONTACT - PHOS BRONZE  
HOUSING - LCP, UL 94V-0, COLOR - BLACK
- 2 FINISH:  
CONTACT AREA FINISH CONFORMS TO THE REQUIREMENTS OF TE PRODUCT SPECIFICATION 108-2303; BASED ON TELCORDIA GR-1217-CORE FOR SYSTEM QUALITY LEVEL III APPLICATIONS IN CONTROLLED ENVIRONMENTS (CENTRAL OFFICE).  
COMPLIANT PIN AREA- 0.5µm MIN MATTE TIN OVER 1.27µm MIN NICKEL.
- 3 CONNECTOR MARKED WITH PART NUMBER, DATE CODE AND REVERSE IN APPROXIMATE AREA SHOWN
- 4 DATUMS AND BASIC DIMENSIONS ESTABLISHED BY CUSTOMER.
- 5. CONTACT AREA LUBRICATED WITH BELLCORE APPROVED LUBRICANT. TECHNICAL REFERENCE GR-1217-CORE, ISSUE 1, NOVEMBER 1995.
- 6 REFERENCE APPLICATION SPEC 114-13202 FOR RECOMMENDED PLATED THRU HOLE DIAMETER AND PLATING THICKNESSES.
- 7 FOR MID-PLANE APPLICATIONS, PIN A1 WILL MAP TO PIN A16 OF FRONT SIDE CONNECTOR. REFERENCE APPLICATION SPEC 114-13202.



○ = SIGNAL  
 ⊗ = GROUND  
 RECOMMENDED PC BOARD LAYOUT BACKPLANE, COMPONENT SIDE SHOWN  
 SCALE 6:1

2065669-1  
 PART NUMBER

THIS DRAWING IS A CONTROLLED DOCUMENT.		OWN: B. CARBO 14JAN2009	TE Connectivity
DIMENSIONS: mm		CHK: R. PATTERSON 14JAN2009	
TOLERANCES UNLESS OTHERWISE SPECIFIED:		APPD: R. PATTERSON 14JAN2009	
0 PLC ± 1 PLC ± 2 PLC ± 3 PLC ± 4 PLC ± ANGLES ±		NAME: HEADER ASSEMBLY, OPEN ENDED, 3 PAIR, 16 COLUMN, REVERSE LOAD REVERSE LOAD	
MATERIAL: △	FINISH: △	WEIGHT: -	RESTRICTED TO: -
CUSTOMER DRAWING		SIZE: A1 00779	SCALE: 8:1 SHEET: 1 OF 1 REV: D