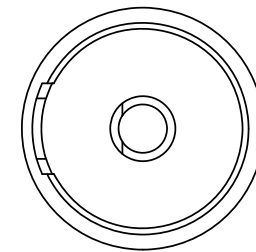
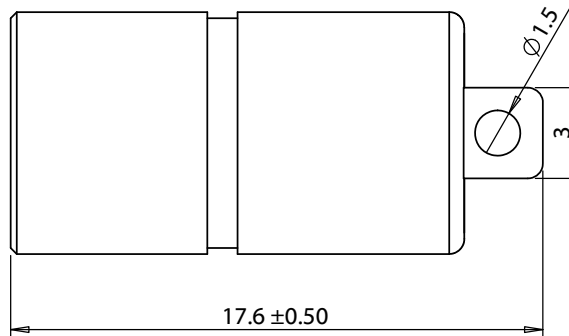
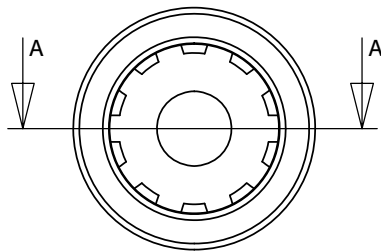
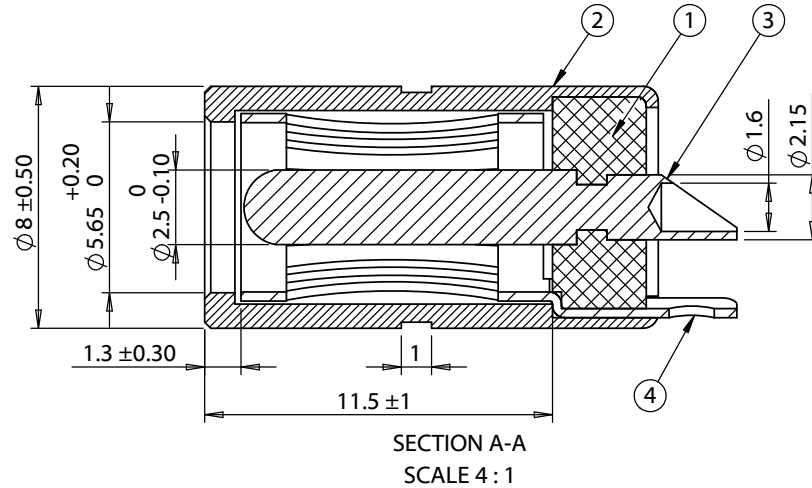


ITEM NO.	DESCRIPTION	MATERIAL	QTY.
1	Insulator	Nylon UL94V-0, black	1
2	Shell	C3604 Brass, 1 μm nickel plated minimum	1
3	Center pin	C3604 Brass, 1 μm nickel plated minimum	1
4	Terminal	C5191 Phosphor bronze, 1 μm nickel plated minimum	1




**Ratings**

Operating Voltage: 48 Vdc  
Max Current: 10 A

**Operating Temperature Range**

-25° to 105° C, relative humidity of 85% or less

Revision:	Date:	Description:	Prepared:	Notes: RoHS and REACH compliant	<h1>TENSILITY</h1> <p>tel 1.541.323.3228 800 877.670.7118 fax 1.541.323.4202 web tensility.com</p>	
A	9/28/2016	Initial release	Verified:			Function test: no open, no short circuit, no intermittent
			Dimensions are in millimeters. Tolerances: X: ± 0.5 mm X.X: ± 0.3 mm X.XX: ± 0.05 mm	Description:	Size: Part number:	
				Connector, dc jack, 5.5x2.5x17.6 mm, molding style, spring contacts, nickel plated, 105° C	A 50-00543	
				Scale: 5:1		Sheet 1 of 2

**Electrical Requirements**

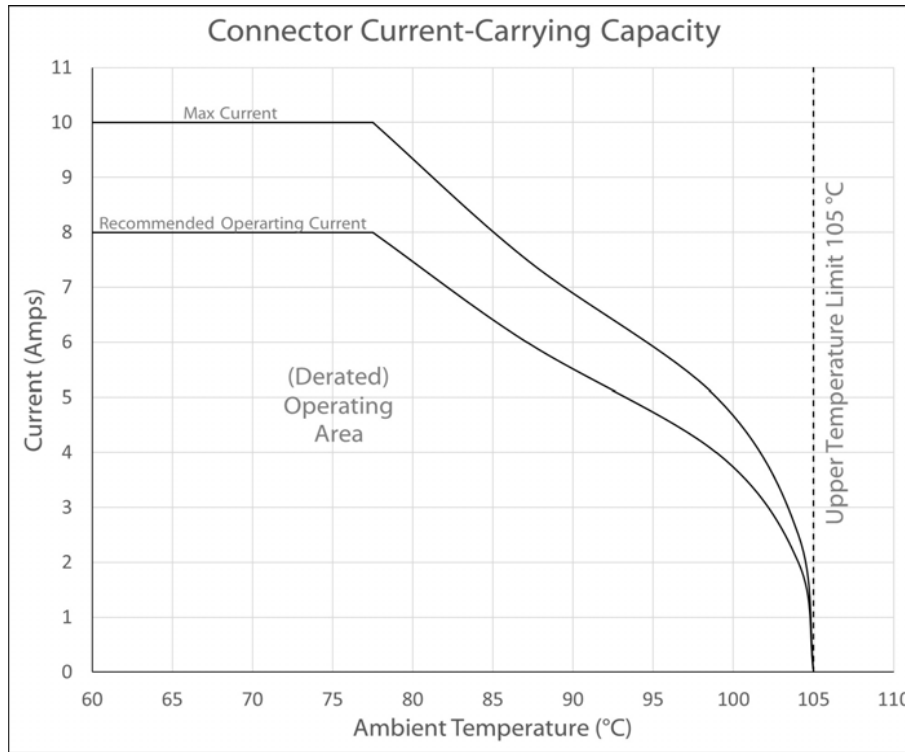
Operating Voltage: 48 Vdc  
 Max Current: 10 A  
 Dielectric strength: 1 min @ 500 Vac  
 Insulation resistance: 100 MΩ @ 500 Vdc  
 Contact resistance: 30 mΩ or less

**Mechanical Requirements**



Insertion force: 0.3-3 kgf  
 Withdrawal force: 0.3-3 kgf  
 Life cycle: 5000 mating cycles while maintaining 0.3-2 kgf min. insertion force, 0.2-1.5 kgf min. withdrawal force and less than 100 mΩ contact resistance.

**Environmental Requirements**

Operating Temperature Range: -25° to 105° C, relative humidity of 85% or less  
 Heat test: 70 °C, relative humidity 70-85% for 96 hours without deformation while maintaining less than 100 mΩ contact resistance and a minimum of 50 MΩ insulation resistance at 500 Vdc.  
 Humidity test: 40 °C, relative humidity 90-100% for 96 hours without deformation while maintaining dielectric strength at 500 Vac for one minute, minimum insulation resistance of 50 MΩ at 500 Vdc, and a maximum contact resistance of 100 mΩ.  
 Salt spray test: 35±2 °C, relative humidity 90-95%, 5% NaCl mist for 24 hrs. Wash parts after test. Maintain mechanical requirements and a contact resistance of less than 80 mΩ.



Testing based on IEC 60512-5-2. Max current curve generated with isolated test article under controlled environmental conditions, and does not take into account external factors such as housings or circuitry. Recommended operating current curve accounts for external factors, manufacturing variation, and error in temperature measurements.

Revision:	Date:	Description:	Prepared:	Notes: RoHS and REACH compliant	<b>TENSILITY</b> tel 1.541.323.3228 800 877.670.7118 fax 1.541.323.4202 web tensility.com
A	2/17/2017	Initial release	Verified:		
			Dimensions are in millimeters. Tolerances: X: ± 0.5 mm X.X: ± 0.3 mm X.XX: ± 0.05 mm	Description:	Size: Part number:
				Connector, dc jack, 5.5x2.5x17.6 mm, molding style, spring contacts, nickel plated, 105° C	A 50-00543
				Scale: 5:1	  Sheet 2 of 2