

Passive module - FLKM-2KS50/PMT/ADV151/YCS - 2321884

Please be informed that the data shown in this PDF Document is generated from our Online Catalog. Please find the complete data in the user's documentation. Our General Terms of Use for Downloads are valid (<http://phoenixcontact.com/download>)



VARIOFACE input module with screw connection, 32 channels, redundant connector plug for Yokogawa input modules ADV151, ADV161.

The figure shows the version with spring-cage connection



Key Commercial Data

Packing unit	1 pc
Weight per Piece (excluding packing)	760.0 g
Custom tariff number	85369010
Country of origin	Germany

Technical data

Dimensions

Width	232 mm
Height	111 mm
Depth	68 mm

Ambient conditions

Ambient temperature (operation)	-20 °C ... 70 °C
Ambient temperature (storage/transport)	-20 °C ... 70 °C

General

Note	Voltage monitoring on the module does not work in combination with upstream HESILED fuse terminal blocks with integrated LED display.
Max. perm. operating voltage	24 V DC
Max. perm. current (per branch)	63 mA AC (Protected by fuse, observe derating)
Max. permissible current (all branches)	2 A (Protected by fuse, observe derating)
Mounting position	any
Assembly instructions	In rows with zero spacing

Passive module - FLKM-2KS50/PMT/ADV151/YCS - 2321884

Technical data

General

Degree of protection	IP00
Designation	Air clearances and creepage distances between the power circuits
Standards/regulations	DIN EN 50178
Rated insulation voltage	50 V
Rated surge voltage	0.5 kV (Functional insulation)
Degree of pollution	2
Overvoltage category	II

Connection data for connection 1

Connection name	Field level
Connection method	Screw connection
Conductor cross section solid	0.2 mm ² ... 4 mm ²
Conductor cross section flexible	0.2 mm ² ... 2.5 mm ²
Conductor cross section AWG	24 ... 12
Number of connections	1
Number of positions	64

Connection data for connection 2

Connection name	Controller level
Connection method	Yokogawa KS-compatible
Torque	0.5 Nm
Number of connections	2
Number of positions	50
Note	Usable system cables: Phoenix Contact YUC50, Yokogawa AKB331

Standards and Regulations

Designation	Air clearances and creepage distances between the power circuits
Standards/regulations	DIN EN 50178
Degree of pollution	2
Overvoltage category	II

Classifications

eCl@ss

eCl@ss 4.0	27250313
eCl@ss 4.1	27250313
eCl@ss 5.0	27250313
eCl@ss 5.1	27250313
eCl@ss 6.0	27242608

Passive module - FLKM-2KS50/PMT/ADV151/YCS - 2321884

Classifications

eCl@ss

eCl@ss 7.0	27141152
eCl@ss 8.0	27141152
eCl@ss 9.0	27141152

ETIM

ETIM 2.0	EC001434
ETIM 3.0	EC001604
ETIM 4.0	EC001604
ETIM 5.0	EC002780

UNSPSC

UNSPSC 6.01	30211824
UNSPSC 7.0901	39121421
UNSPSC 11	39121421
UNSPSC 12.01	39121421
UNSPSC 13.2	39121421

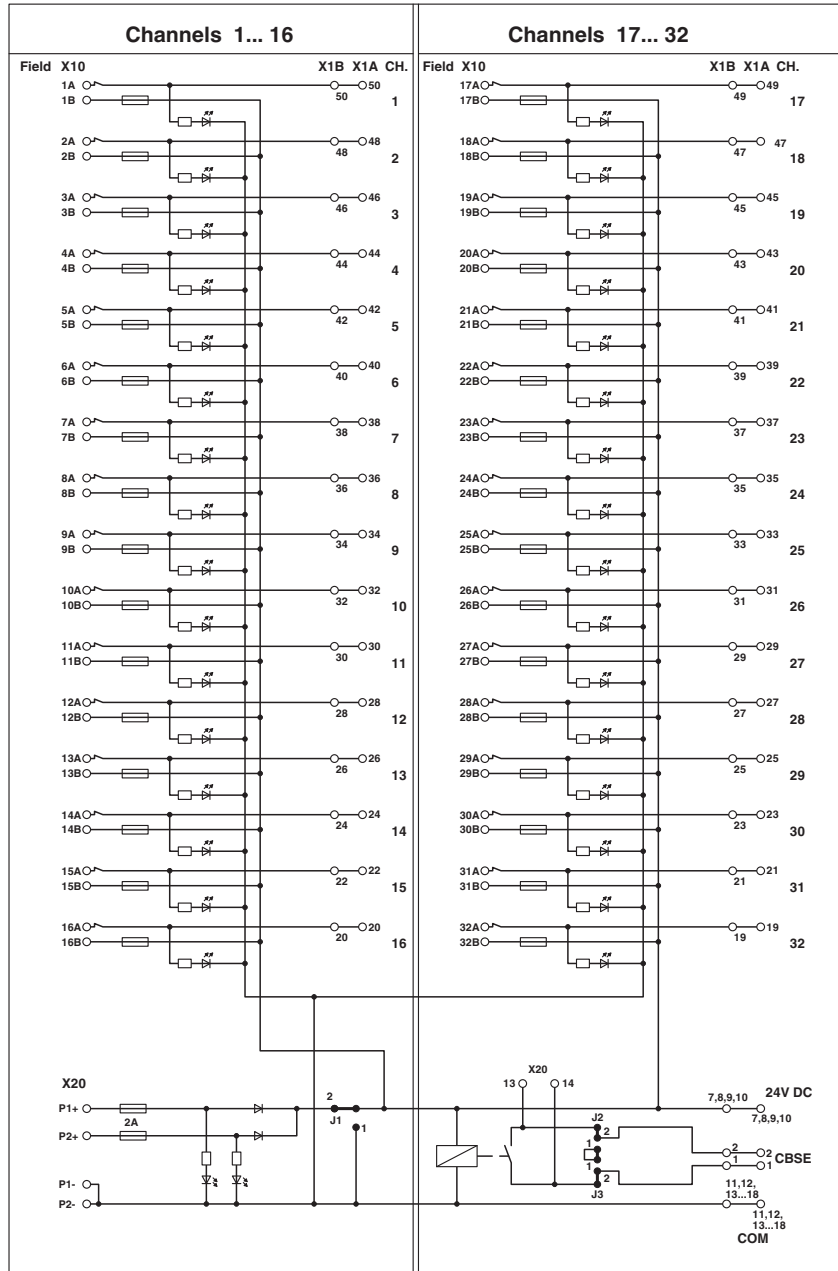
Drawings

Passive module - FLKM-2KS50/PMT/ADV151/YCS - 2321884

Diagram

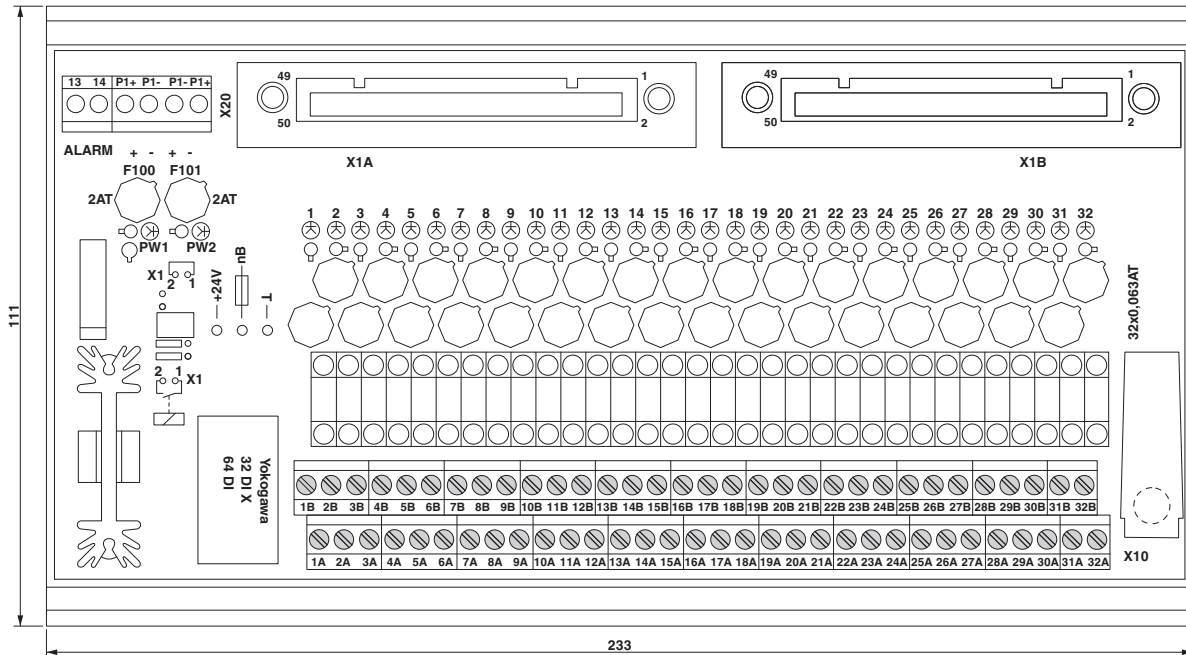
Circuit diagram

TR5
fuse
derating
curve



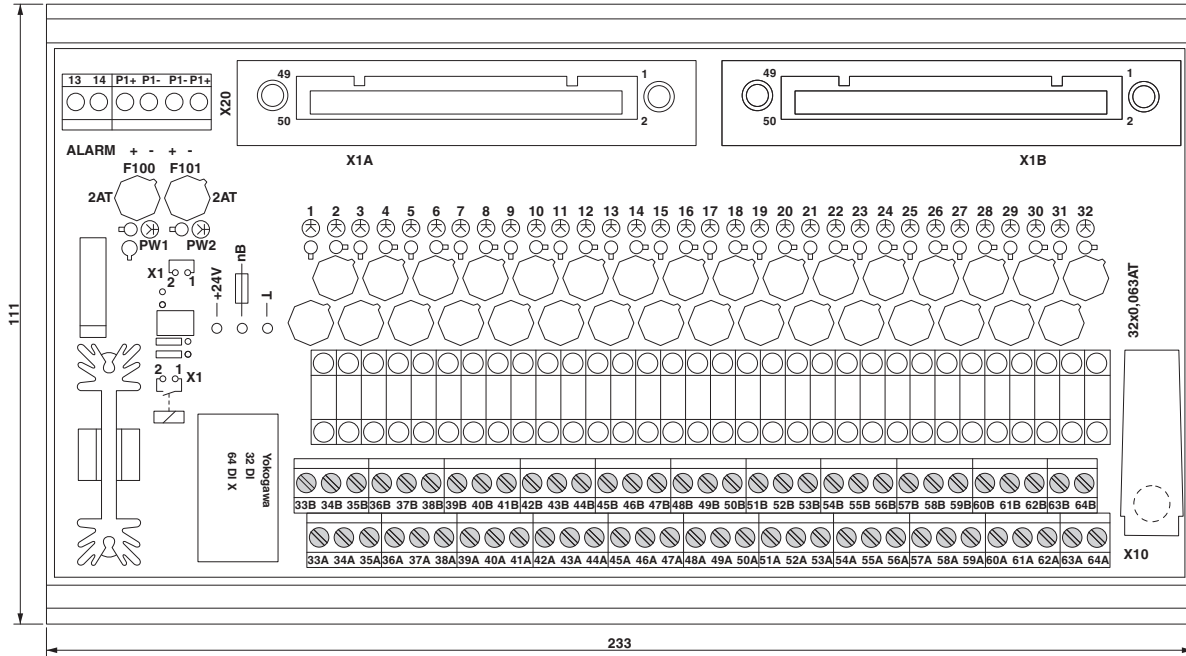
Passive module - FLKM-2KS50/PMT/ADV151/YCS - 2321884

Dimensional drawing



Passive module - FLKM-2KS50/PMT/ADV151/YCS - 2321884

Dimensional drawing



Labeling 33B..64B/33A..64A and the additional sticker 64DI X is included with the packing.