

## Base strip - DFK-PC 4/ 4-G-7,62-FS4,8 - 1861170

Please be informed that the data shown in this PDF Document is generated from our Online Catalog. Please find the complete data in the user's documentation. Our General Terms of Use for Downloads are valid (<http://download.phoenixcontact.com>)



Plug component, Nominal current: 15 A, Rated voltage (III/2): 400 V, Number of positions: 4, Pitch: 7.62 mm, Connection method: Solder/Slip-on connection, Color: green, Contact surface: Tin, Assembly: Direct mounting

The figure shows a 5-pos. version of the product

### Why buy this product

- Slip-on plug-in connection on the inside of the device (solder connection available on request)
- Can be plugged into PC 4 and PC 5 plugs
- Lateral mounting flanges (for screw set see accessories)
- Feed-through plug-in connectors for a panel thickness of 1 to 5 mm



### Key commercial data

Packing unit	1
Minimum order quantity	50
Catalog page	Page 425 (CC-2011)
GTIN	 4 017918 125691
Custom tariff number	85366990
Country of origin	POLAND

### Technical data

#### Dimensions / positions

Pitch	7.62 mm
Dimension a	22.86 mm
Number of positions	4

#### Technical data

Range of articles	DFK-PC 4/..-G -FS4,8
Insulating material group	I
Rated surge voltage (III/3)	6 kV
Rated surge voltage (III/2)	6 kV
Rated surge voltage (II/2)	6 kV
Rated voltage (III/2)	400 V

# Base strip - DFK-PC 4/ 4-G-7,62-FS4,8 - 1861170

## Technical data

### Technical data

Rated voltage (II/2)	800 V
Connection in acc. with standard	EN-VDE
Nominal current I <sub>N</sub>	15 A
Nominal voltage U <sub>N</sub>	400 V
Nominal cross section	4 mm <sup>2</sup>
Maximum load current	15 A
Insulating material	PA
Inflammability class according to UL 94	V2
Nominal voltage, UL/CUL Use Group B	300 V
Nominal current, UL/CUL Use Group B	20 A
Nominal voltage, UL/CUL Use Group C	300 V
Nominal current, UL/CUL Use Group C	20 A

### Connection data

Conductor cross section solid min.	0.2 mm <sup>2</sup>
Conductor cross section solid max.	4 mm <sup>2</sup>
Conductor cross section stranded min.	0.2 mm <sup>2</sup>
Conductor cross section stranded max.	4 mm <sup>2</sup>
Conductor cross section AWG/kcmil min.	24
Conductor cross section AWG/kcmil max	10

## Classifications

### eClass

eCl@ss 4.0	272607xx
eCl@ss 4.1	27260701
eCl@ss 5.0	27260701
eCl@ss 5.1	27141190
eCl@ss 6.0	27260704
eCl@ss 7.0	27440402

### etim

ETIM 3.0	EC001283
ETIM 4.0	EC001283
ETIM 5.0	EC001283

### unspsc

UNSPSC 6.01	30211810
UNSPSC 7.0901	39121409
UNSPSC 11	39121409
UNSPSC 12.01	39121409
UNSPSC 13.2	39121409

# Base strip - DFK-PC 4/ 4-G-7,62-FS4,8 - 1861170

## Approvals

### Approvals


#### Approvals


CSA / UL Recognized / cUL Recognized / GOST / GOST / cULus Recognized


#### Ex Approvals

#### Approvals submitted


### Approval details

CSA 		
	B	C
Nominal current IN	20 A	20 A
Nominal voltage UN	300 V	300 V

UL Recognized 			
		B	C
Nominal current IN	20 A	20 A	
Nominal voltage UN	300 V	300 V	


cUL Recognized 			
		B	C
Nominal current IN	20 A	20 A	
Nominal voltage UN	300 V	300 V	

GOST 	
--	--

GOST 	
--	--

## Base strip - DFK-PC 4/ 4-G-7,62-FS4,8 - 1861170

### Approvals

cULus Recognized 

### Accessories

#### Accessories

#### Assembly

Screw set - DFK-MSTB-SS - 0708263



Screw set, for securing the header to the device wall, consists of an M3 x 10 screw, with a spring washer and a nut

### Marking

Marker cards - SK 7,62/3,8:FORTL.ZAHLEN - 0804549



Marker cards, Card, white, Labeled, Horizontal: Consecutive numbers 1 - 10, 11 - 20, etc. up to 91 - 100, Mounting type: Adhesive, For terminal block width: 7.62 mm

### Plug/Adapter

Coding profile - CP-HCC 4 - 1600027



Coding profile, Color: red

### Tools

Screwdriver - SZS 0,6X3,5 - 1205053



Actuation tool, for ST terminal blocks, insulated, also suitable for use as a bladed screwdriver, size: 0.6 x 3.5 x 100 mm, 2-component grip, with non-slip grip

### Additional products

# Base strip - DFK-PC 4/ 4-G-7,62-FS4,8 - 1861170

## Accessories

Plug - PC 4 HV/ 4-ST-7,62 - 1848915



Plug component, Nominal current: 20 A, Rated voltage (III/2): 1000 V, Number of positions: 4, Pitch: 7.62 mm, Connection method: Screw connection, Color: green, Contact surface: Tin

Printed-circuit board connector - PCC 4/ 4-ST-7,62 - 1840175



Plug component, Nominal current: 20 A, Rated voltage (III/2): 1000 V, Number of positions: 4, Pitch: 7.62 mm, Connection method: Crimp connection, Color: green, Corresponding female crimp contacts with current [A] and conductor cross section range [mm<sup>2</sup>] data: 13,5A/STG-MTN 0,5-1,0 (3190438); 13,5A/STG-MTN 0,5-1,0 BA (3190629); 20A/STG-MTN 1,5-2,5 (3190506); 20A/STG-MTN 1,5-2,5 BA (3190632). BA = Taped contacts

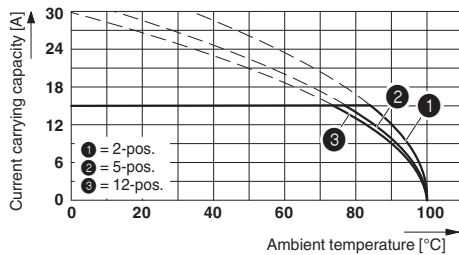
Printed-circuit board connector - PC 4/ 4-ST-7,62 - 1804920



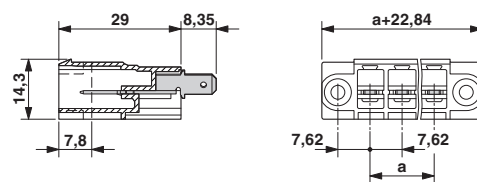
Plug component, Nominal current: 20 A, Rated voltage (III/2): 630 V, Number of positions: 4, Pitch: 7.62 mm, Connection method: Screw connection, Color: green, Contact surface: Tin

## Drawings

Diagram



Dimensioned drawing



Derating curve for: PC 4/...-ST-7,62 with DFK-PC 4/...-G-7,62-FS4,8

Dimensioned drawing

