

spec ref	-	dr	Not Found DuWa	2010/04/28	projection	MM	size	A2	scale	3:1
tolerance std	ASME Y14.5	eng	De-Ming Lu	2014/12/27	chr	-	ecn no	ELX-DG-19849-1	rel level	Released
surface	✓	appr	Pei-Ming Zheng	2014/12/29	product family	HCI	cat. no.	10074866	rev	D
ASME Y14.5	linear	0.X	±0.5	0.XX	±0.25	0.XXX	±0.10	angular	0°	±2°
		www.fci.com		title		VERT RECPT ASSY 2P+16S+4P		Product - Customer Drw		sheet 1 of 4

PDS: Rev :D

STATUS:Released

Printed: Dec 30, 2014

Copyright FCI. FCI

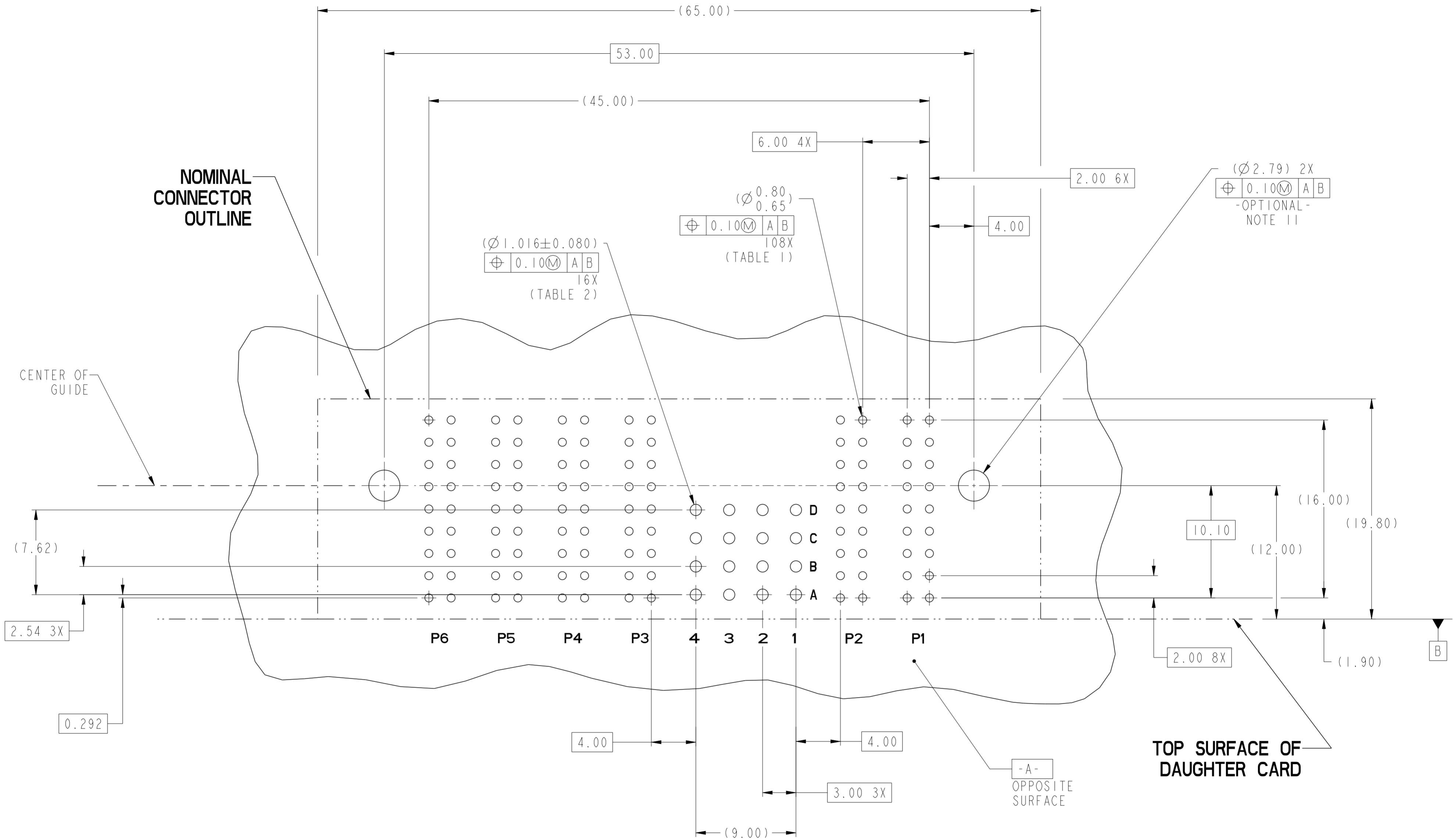
NOMINAL CONNECTOR OUTLINE

CENTER OF GUIDE

TOP SURFACE OF DAUGHTER CARD

- A -  
OPPOSITE SURFACE

RECOMMENDED PCB LAYOUT  
COMPONENT SIDE  
NOTE 6



dr	NotFound DuWa	2010/04/28	projection	MM	size	A2	scale	4:1
eng	De-Ming Lu	2014/12/27			ecn no	ELX-DG-19849-1		
chr	-	-			rel level	Released		
appr	Pei-Ming Zheng	2014/12/29	product family	-	rel level	Released		
		<b>VERT RECPT ASSY 2P+16S+4P</b>		dwg no 10074866	rev <b>D</b>			
www.fci.com		cat. no.	-		Product - Customer Drw	sheet 2 of 4		

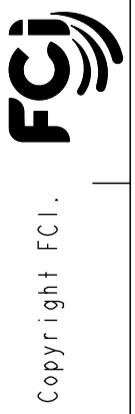


A  
B  
C  
D  
E  
F

A  
B  
C  
D  
E  
F

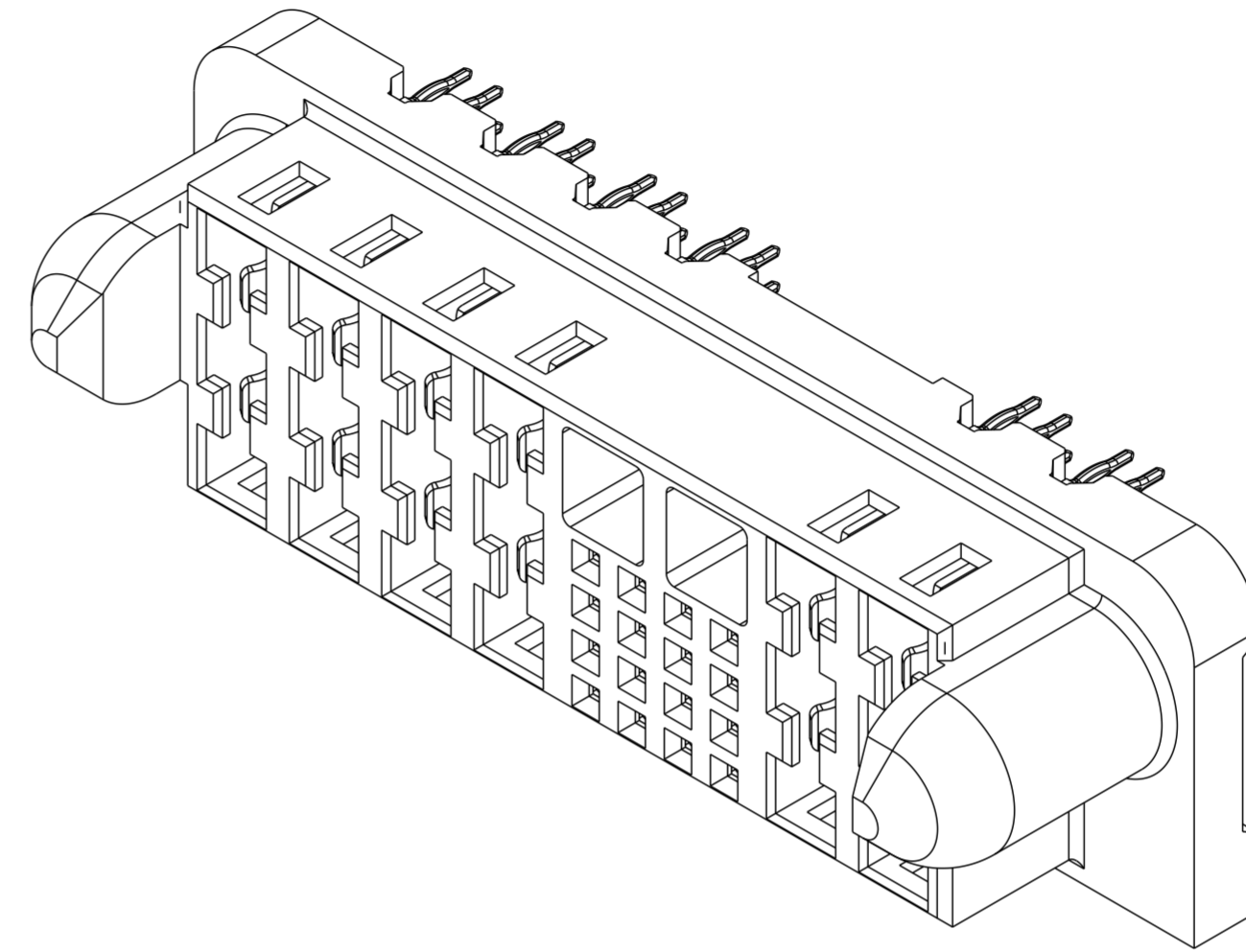
TOP LAYER DESCRIPTION	TABLE 1 (HCI POWER) PLATED THROUGH-HOLE REQUIREMENTS							
	DRILLED HOLE DIAMETER	COPPER THICKNESS	TIN-LEAD THICKNESS	NICKEL THICKNESS	GOLD THICKNESS	TIN THICKNESS	SILVER THICKNESS	FINISHED HOLE DIAMETER
TIN-LEAD	0.81-0.86 (0.85 DRILL)	0.025 - 0.050	0.005 - 0.015	--	--	--	--	0.65 - 0.80
IMMERSION TIN	0.81-0.86 (0.85 DRILL)	0.025 - 0.050	--	--	--	0.9 - 1.5um	--	0.70 - 0.80
IMMERSION SILVER	0.81-0.86 (0.85 DRILL)	0.025 - 0.050	--	--	--	--	0.15 - 0.65um	0.70 - 0.80
COPPER (SEE NOTE 9)	0.81-0.86 (0.85 DRILL)	0.025 - 0.050	--	--	--	--	--	0.70 - 0.80
GOLD	0.81-0.86 (0.85 DRILL)	0.025 - 0.050	--	0.003 - 0.007	FLASH UP TO 0.0002	--	--	0.69 - 0.80

TOP LAYER DESCRIPTION	TABLE 2 (HPC SIGNALS) PLATED THROUGH-HOLE REQUIREMENTS							
	DRILLED HOLE DIAMETER	COPPER THICKNESS	TIN-LEAD THICKNESS	NICKEL THICKNESS	GOLD THICKNESS	TIN THICKNESS	SILVER THICKNESS	FINISHED HOLE DIAMETER
TIN-LEAD	1.125-1.175 ( $\varnothing .0453 \pm .0010$ )	0.025-0.050	0.005-0.015	--	--	--	--	0.94 - 1.10 ( $\varnothing .040 \pm .003$ )
IMMERSION TIN			--	--	--	--	--	
IMMERSION SILVER			--	--	--	--	--	
COPPER (SEE NOTE 9)			--	--	--	--	--	
GOLD			--	--	--	--	--	



dr	NotFound DuWa	2010/04/28	projection	MM	size	A2	scale	1:1
eng	De-Ming Lu	2014/12/27			ecn no	ELX-DG-19849-1		
chr	-	-			rel level	Released		
appr	Pei-Ming Zheng	2014/12/29	product family	-	cat. no.	10074866		rev
		title VERT RECPT ASSY 2P+16S+4P HCI POWER CONNECTOR		dwg no 10074866	sheet 3 of 4			

PART NUMBER	M2.5 SCREW NOTE 11	TAIL PLATING	TAIL TYPE
10074866-001	OPTIONAL	SnPb	PRESS-FIT
10074866-001LF	OPTIONAL	Sn	PRESS-FIT



NOTES:

1. CONNECTOR MATERIALS:  
HOUSING: HIGH TEMPERATURE THERMOPLASTIC, BLACK  
UL 94V-0 COMPLIANT  
CONTACTS: HIGH PERFORMANCE COPPER ALLOY
2. CONTACT FINISH(ref. GS-12-380 SECTION 5.2)
3. PRODUCT SPECIFICATION: GS-12-380.
4. APPLICATION SPECIFICATION: GS-20-070.
5. PRODUCT MARKING (PRODUCT NUMBER & DATE CODE) ON HOUSING IN AREA SHOWN.
6. MINIMUM NOMINAL PCB THICKNESS: 1.6mm
7. PACKAGING MEETS FCI SPECIFICATION GS-14-1073.
8. HOUSING COMPONENT WILL WITHSTAND EXPOSURE TO 260°C  
PEAK TEMPERATURE FOR 60 SECONDS IN A CONVECTION, INFRA-RED,  
OR VAPOR PHASE REFLOW OVEN.
9. COPPER PLATING THICKNESS IN CENTER OF VIA-HOLE CAN BE  
NO MORE THAN 0.003 LESS THAN OTHER AREAS.
10. ALL HOLE SIZES ARE FINISHED HOLE SIZES.
11. RECOMMENDED RETENTION TO PCB.  
  
 $\varnothing 0.110[2.79]$  THRU HOLE (UNPLATED) FOR M2.5 SELF THREADING SCREW, MAX  
HEAD  $\varnothing 0.177[4.50]$ .  
RECOMMENDED SCREW LENGTH  $0.276[7.00] + \text{PCB THICKNESS}$ .  
RECOMMENDED SCREW SEATING TO PCB TORQUE: 2-5 lbf-in (2300-5760 gf-cm).

dr	Not Found DuWa	2010/04/28	projection	MM	size	A2	scale	3:1
eng	De-Ming Lu	2014/12/27			ecn no	ELX-DG-19849-1		
chr	-	-			rel level	Released		
appr	Pei-Ming Zheng	2014/12/29	product family	HCI	cat. no.	10074866	rev	D
www.fci.com			Product - Customer Drw		sheet 4 of 4			

