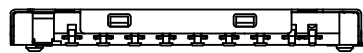
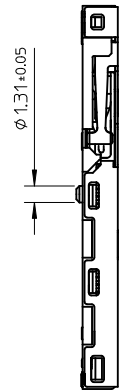
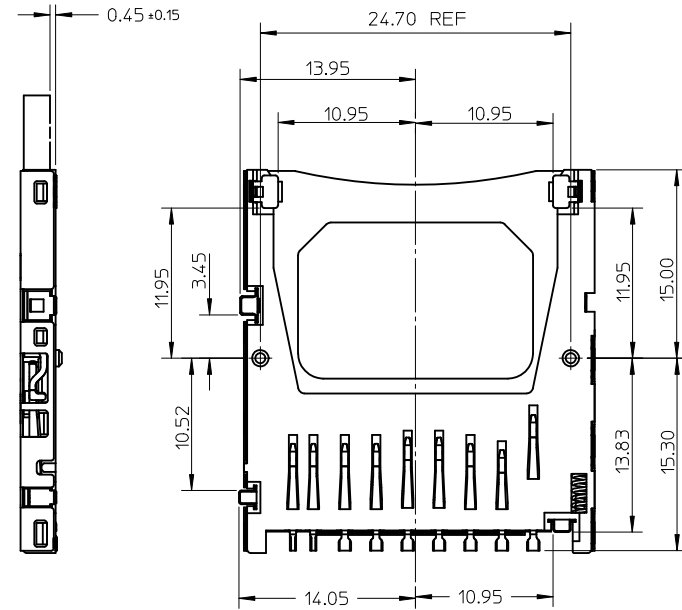
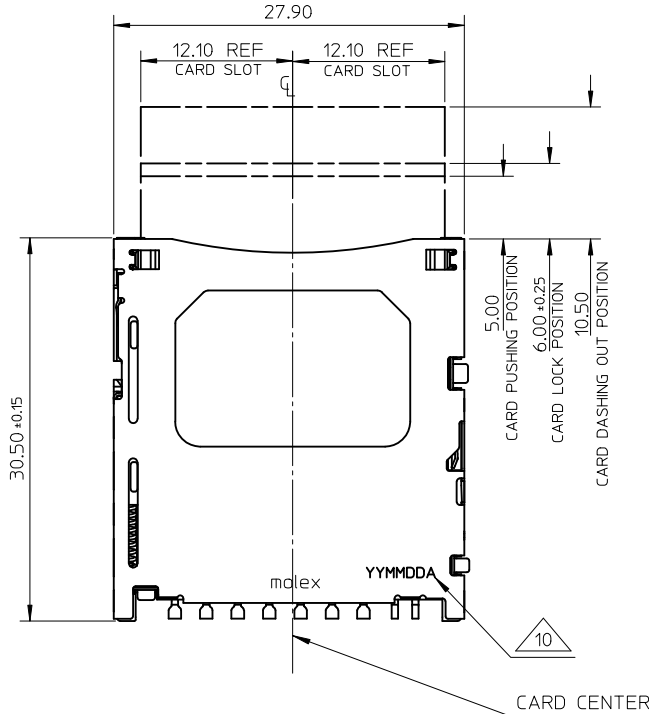
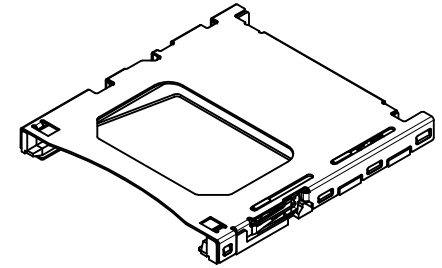
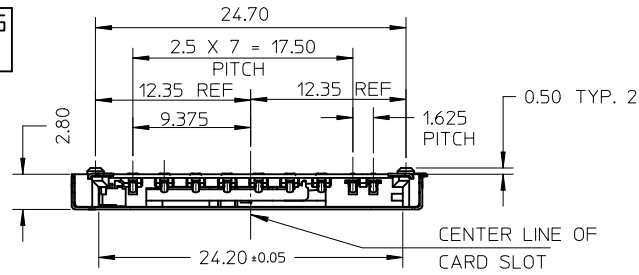


PART ILLUSTRATED IN THIS DRAWING IS 67600-8001



MATERIAL NO.	DESCRIPTION
67600-8001	STANDARD
67600-8005	W/O CARD LOCK PIN

REV	DESCRIPTION
G	UPDATE 1) VIEWS, 2) PART NUMBER TABLE 3) NOTE 9, 4) ADD NOTE 10

REV	DESCRIPTION
REVISED	EC NO: S2012-0634 DRWN: JESSIECHUA 2012/02/28 CHKD: CWANG25 2012/03/07 APPR: MAGESHKV 2012/03/07

QUALITY SYMBOLS	DESCRIPTION
	0.1
	0.25

GENERAL TOLERANCES (UNLESS SPECIFIED)		DIMENSION STYLE		SCALE	DESIGN UNITS	THIRD ANGLE PROJECTION
mm	INCH	MM ONLY		1:1	METRIC	
4 PLACES	± ---	± ---	± ---	DRAWN BY	DATE	TITLE
3 PLACES	± ---	± ---	± ---	DAVID HU	2004/12/20	SD MEMORY CARD CONN. ASS'Y (TOP MOUNT TYPE) LEAD-FREE
2 PLACES	± 0.25	± ---	± ---	CHECKED BY	DATE	
1 PLACE	± 0.25	± ---	± ---	HARVEY	2004/12/20	
ANGULAR ± 3 °				APPROVED BY	DATE	MOLEX INCORPORATED
DRAFT WHERE APPLICABLE MUST REMAIN WITHIN DIMENSIONS				VINCENT	2004/12/20	
		SIZE		MATERIAL NO.	DOCUMENT NO.	SHEET NO.
		A3		SEE TABLE	SD-67600-006	1 OF 2

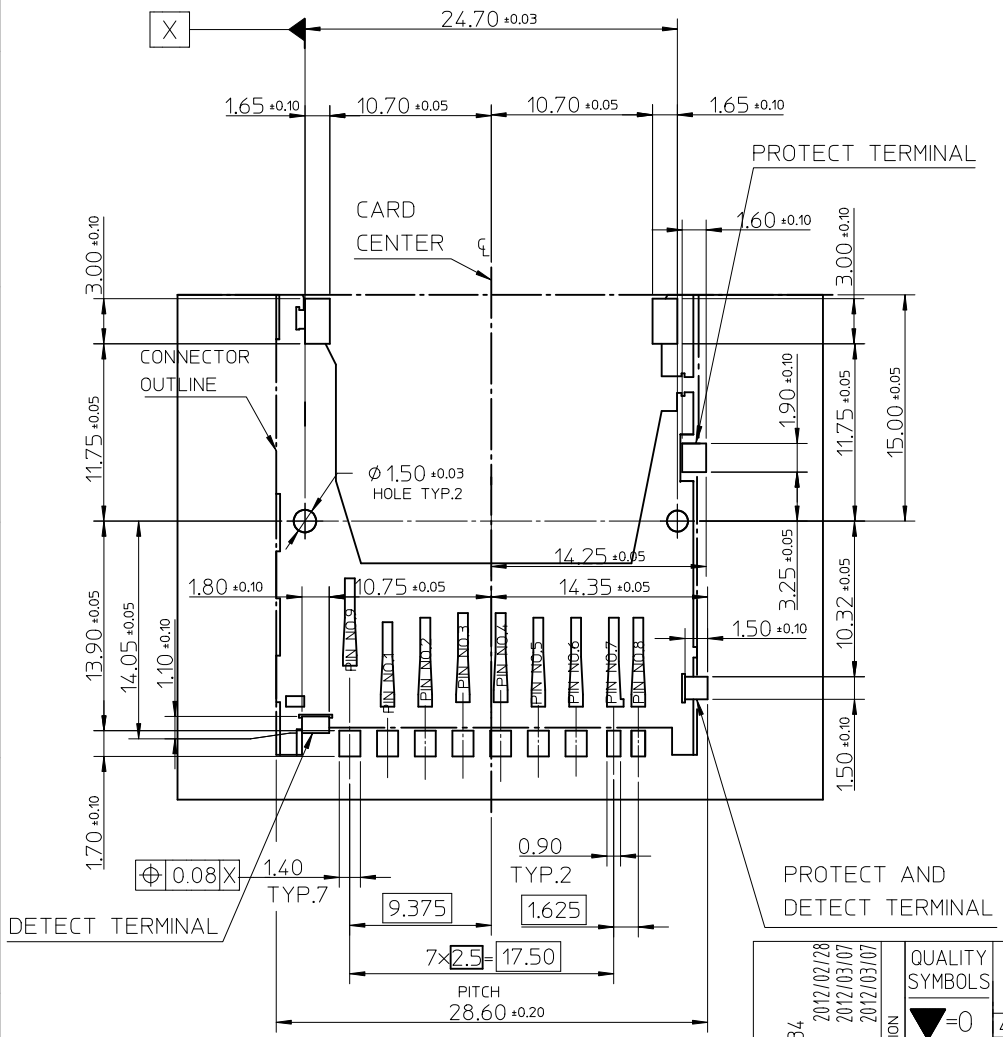
SIZE	THIS DRAWING CONTAINS INFORMATION THAT IS PROPRIETARY TO MOLEX INCORPORATED AND SHOULD NOT BE USED WITHOUT WRITTEN PERMISSION	
A3		

NOTES:

- 1.MATERIAL:
 PLASTIC PART: HIGH TEMPERATURE THERMOPLASTIC.
 METAL PART: COPPER ALLOY OR STAINLESS STEEL.
- 2.TERMINAL AND NAIL COPLANARITY TO BE 0.1 MAX.
- 3.WHEN DELIVERING, THE PUSH/PUSH MECHANISM IS IN THE STATE OF THE UNLOCK.(CARD DASHING OUT POSITION).
- 4.CARD READ ONLY BY THE TIME THE CARD DETECTION SWITCH WORKS.
- 5.OPENING AND CLOSE OF EACH SWITCH.

CARD INSERTION STATUS	WRITE PROTECT SWITCH		CARD DETECT SWITCH
	WRITE PROTECT POSITION	WRITE ENABLE POSITION	
CARD UNINSERTION	OPEN	OPEN	OPEN
CARD HALF INSERTION	CLOSE	CLOSE	OPEN
CARD INSERTION	OPEN	CLOSE	CLOSE

- 6.TERMINAL PLATING:
 CONTACT AREA: GOLD, THICKNESS=0.2 MICRON MIN.
 SOLDER TAIL AREA(A): TIN, THICKNESS=1.27 MICRON MIN.
 (B): GOLD FLASH, THICKNESS=0.05 MICRON MIN.
 UNDER PLATE: NICKEL, THICKNESS=1 MICRON MIN.
- 7. PRODUCT SPECIFICATION : PER PS-67600-001.
- 8. TAPE AND REEL REFERS TO SD-67600-003 SHEET3.
- 9. N/A
- 10. DATE CODE: "YYMMDDA", "YY" REPRESENTS YEAR, "MM"REPRESENTS MONTH, "DD" REPRESENTS DAY; "A" REPRESENTS SHIFT.



REVISED	DESCRIPTION	QUALITY SYMBOLS
EC NO: S2012-0634	2012/02/28	▽=0
DRWN: JESSIECHUA	2012/03/07	□=0
CHKD: CWANG25	2012/03/07	
APPR: MAGESHKN	2012/03/07	
REV		

GENERAL TOLERANCES (UNLESS SPECIFIED)		DIMENSION STYLE MM ONLY		SCALE 1:1	DESIGN UNITS METRIC	THIRD ANGLE PROJECTION
	mm	INCH	DRAWN BY DAVID HU	DATE 2004/12/20	TITLE SD MEMORY CARD CONN. ASS'Y (TOP MOUNT TYPE) LEAD-FREE	
4 PLACES	± ---	± ---	CHECKED BY HARVEY	DATE 2004/12/20	MOLEX INCORPORATED	
3 PLACES	± ---	± ---	APPROVED BY VINCENT	DATE 2004/12/20	DOCUMENT NO. SD-67600-006	SHEET NO. 2 OF 2
2 PLACES	± 0.25	± ---	DRAFT WHERE APPLICABLE MUST REMAIN WITHIN DIMENSIONS			
1 PLACE	± 0.25	± ---	THIS DRAWING CONTAINS INFORMATION THAT IS PROPRIETARY TO MOLEX INCORPORATED AND SHOULD NOT BE USED WITHOUT WRITTEN PERMISSION			
ANGULAR ± 3 °		SIZE A3				