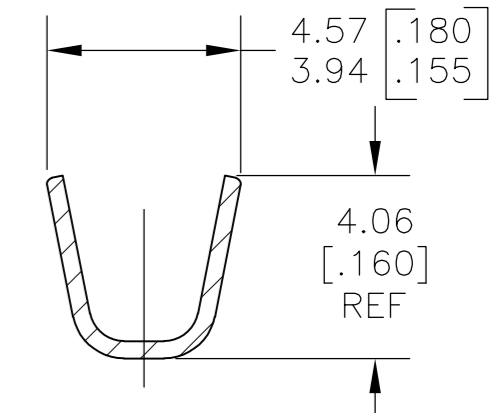
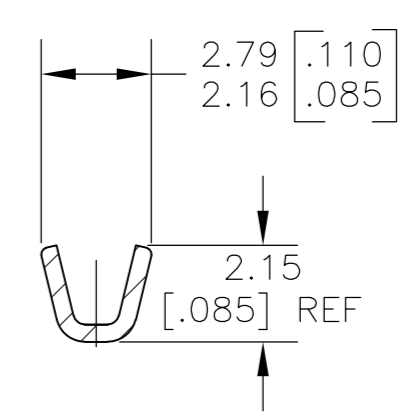
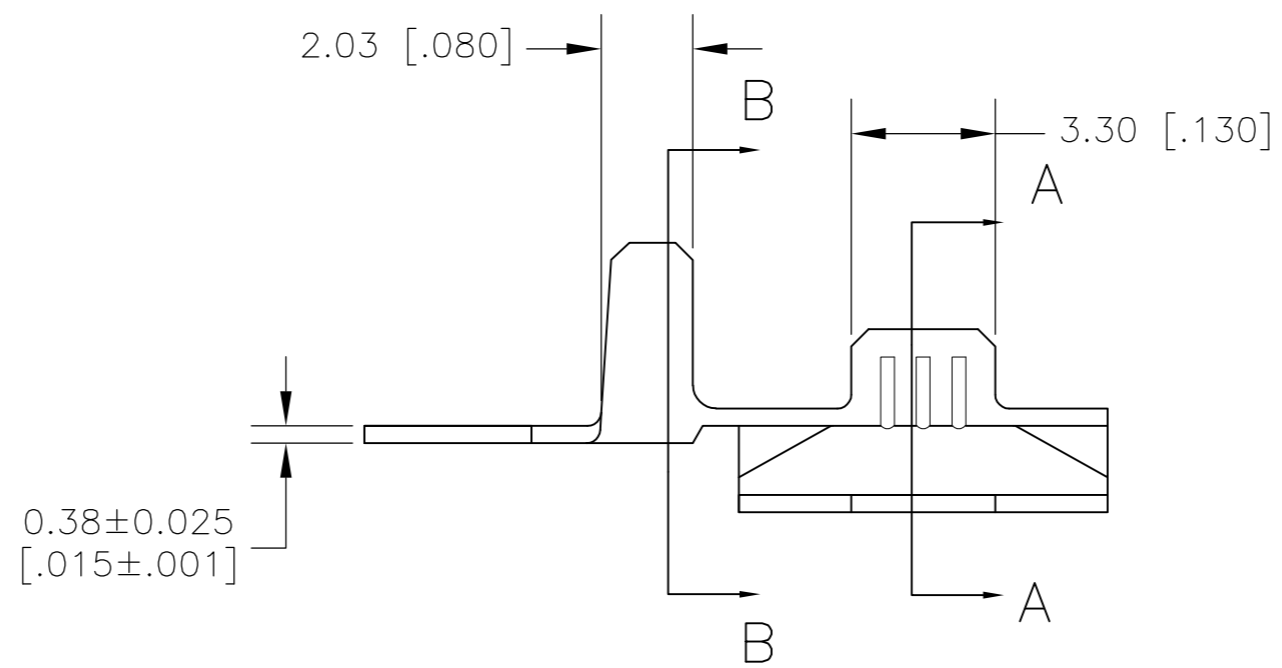
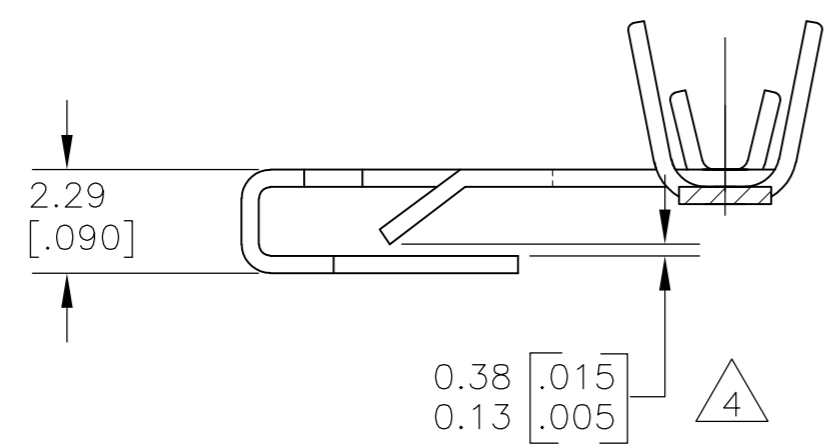
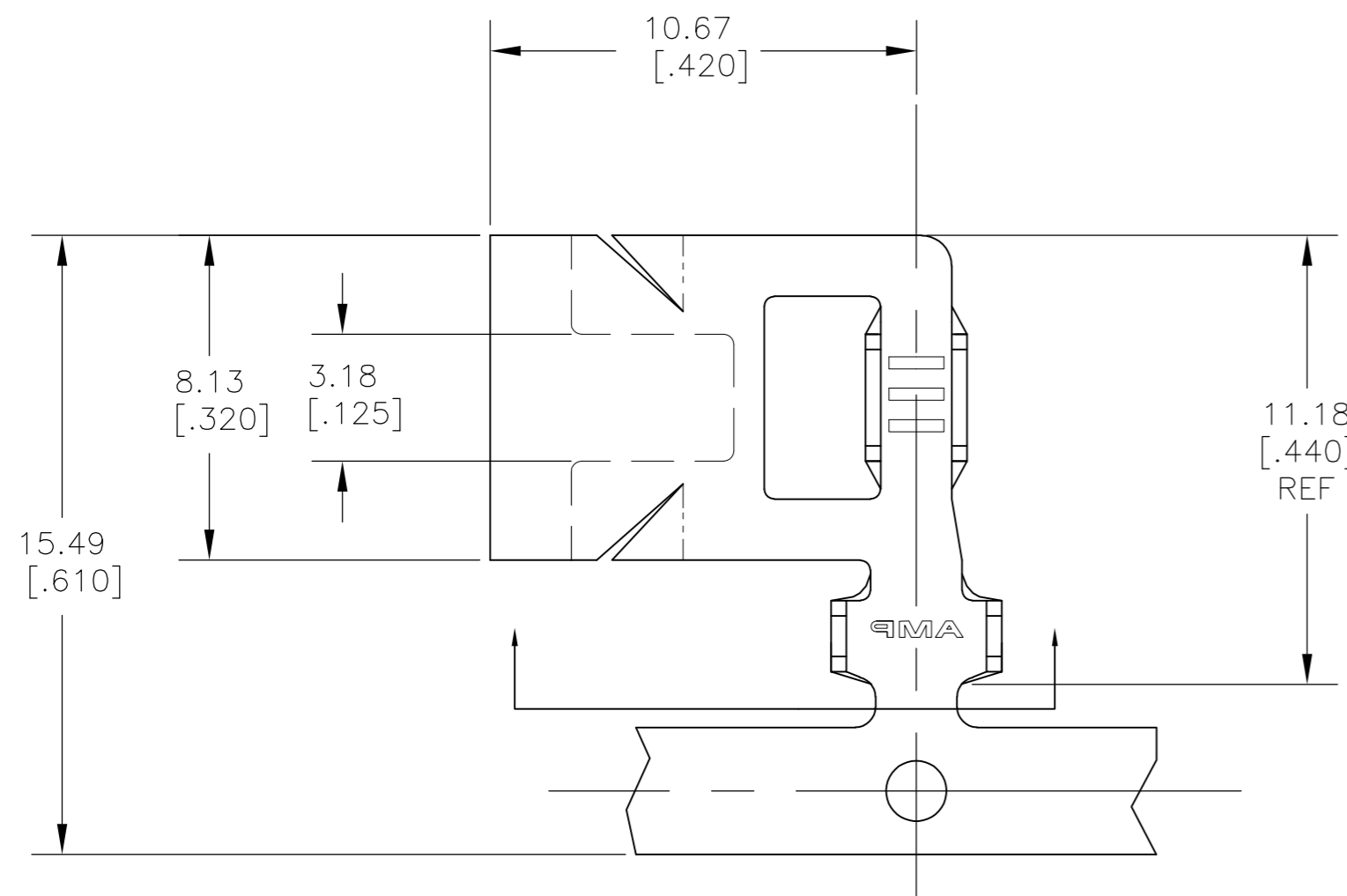


THIS DRAWING IS UNPUBLISHED. RELEASED FOR PUBLICATION
 © COPYRIGHT BY TYCO ELECTRONICS CORPORATION. ALL RIGHTS RESERVED.

LOC	DIST	REVISIONS			
P	LTR	DESCRIPTION	DATE	DWN	APVD
AF	50	A2	REV PER ECR 09-012372	01JUN09	JR DD

- 1 CONTINUOUS STRIP ON REELS
- 2 WIRE SIZE IS #24-#20 AWG
- 3 INSULATION RANGE IS 1.52-2.62 [.060-.103] DIA
- 4 MATES WITH 0.51-1.04 [.020-.041] THICK PANEL
- 5 PRELIMINARY - NOT FOR PRODUCTION
- 6 PREPRODUCTION - FASR REQUIRED



SECTION A-A SECTION B-B

FINISH	MATERIAL	PART NO
0.002032 [.000080] MIN TIN	HO4 PHOS BRONZE	5 1742778-3
0.002032 [.000080] MIN TIN	TEMP 2 CR STEEL	5 1742778-2
--	1/4 HARD UNS S30100 STAINLESS STEEL	6 1742778-1

THIS DRAWING IS A CONTROLLED DOCUMENT.		DWN jr ruth 28JAN09	Tyco Electronics Corporation Harrisburg, PA 17105-3608	
DIMENSIONS: MM [INCHES]		CHK DON DECKER 28JAN09	NAME -	
TOLERANCES UNLESS OTHERWISE SPECIFIED:		APVD DON DECKER 28JAN09	PRODUCT SPEC -	
0 PLC ± -		APPLICATION SPEC -	SIZE CAGE CODE DRAWING NO RESTRICTED TO	
1 PLC ± -		WEIGHT -	A2 00779 C=1742778	
2 PLC ± 0.25 [.010]		CUSTOMER DRAWING	SCALE 6:1	SHEET 1 of 1
3 PLC ± -				REV A2
4 PLC ± -				
ANGLES ± 5°				
MATERIAL SEE TABLE	FINISH SEE TABLE			