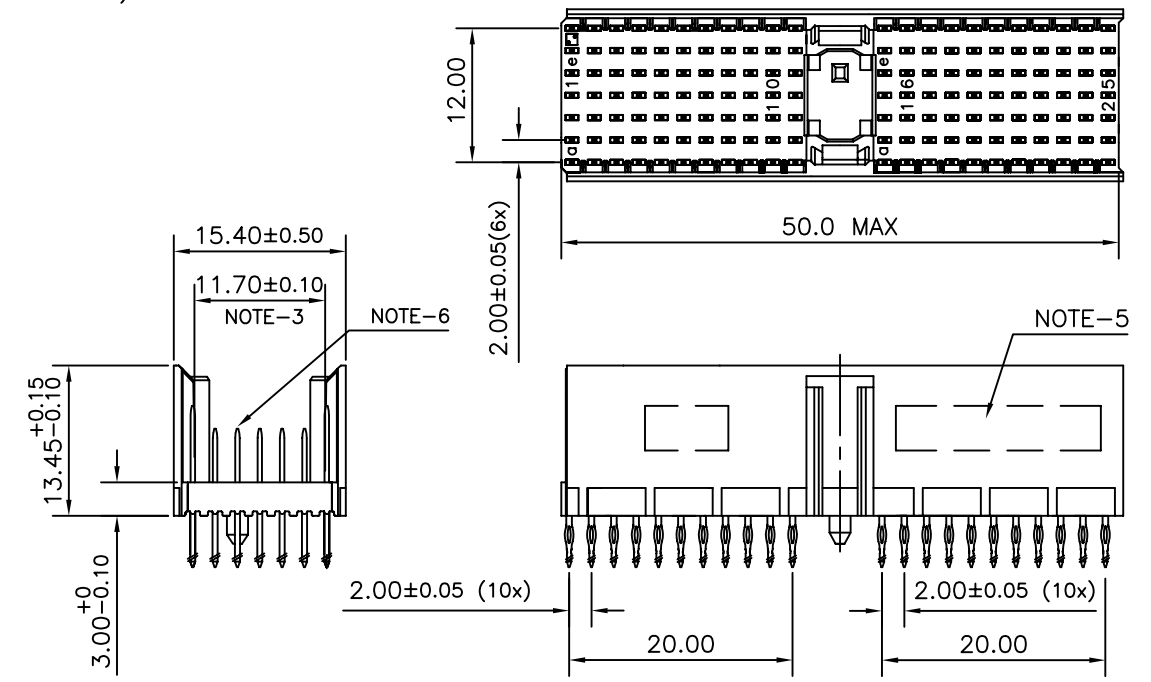


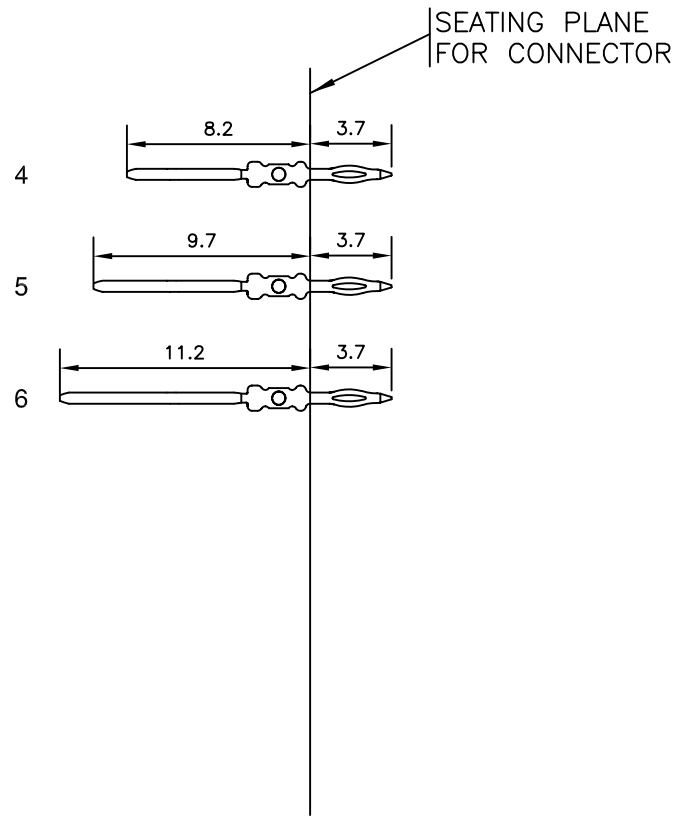
LOADING PATTERN MATING SIDE

f	6	6	6	6	6	6	6	6	6	6		6	6	6	6	6	6	6	6	6	6	6
e	5	5	5	5	5	5	5	5	5	5		5	5	5	5	5	5	5	5	5	5	5
d	5	5	6	5	5	5	5	6	5	4		5	5	6	5	5	5	5	6	5	5	5
c	5	6	5	6	5	5	5	5	5	5		5	5	5	5	5	5	6	5	5	5	5
b	5	5	5	5	5	5	5	5	5	5		5	5	4	5	5	5	5	5	5	5	5
a	5	5	5	5	5	5	5	5	5	5		5	5	5	5	5	5	5	5	5	5	5
z	6	6	6	6	6	6	6	6	6	6		6	6	6	6	6	6	6	6	6	6	6
P	0											1										
S	1											5										5

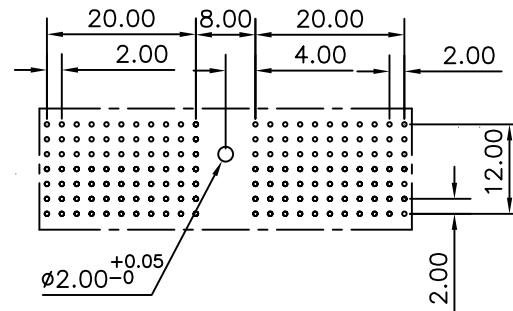
LOADED CONNECTOR ASSEMBLY (FOR EXAMPLE)



CONTACT OVERVIEW



LAY-OUT P.C.B.-HOLE



HM2P07PDN3X1 LEAD FREE INDICATOR : LF = LEAD FREE (DIGIT 15 & 16)
 PLATING CODE (DIGIT 13 AND 14) (REF DRW NO. BS,C , 201844 , 003)

NOTES

- THIS PRODUCT IS CSA APPROVED.
 - THIS PRODUCT IS UL RECOGNIZED.
 - MEASURED AT THE BOTTOM.
 - MATERIAL CONTACT: PHOSPHORBRONZE
HOUSING: CREAM WHITE GLASS FILLED POLYESTER UL-94V0
 - CONNECTOR PRINTED WITH P/N AND DATE CODE.
 - FOR ACTUAL CONTACT LOADINGS, SEE LOADING PATTERN MATING SIDE.
 - SHAPE OF CONNECTOR HOUSING CAN ALTER DEPENDING ON PRODUCTION LOCATION
 - THE PRODUCT (LF) MEETS EUROPEAN UNION DIRECTIVES AND OTHER COUNTRY REGULATIONS AS DESCRIBED IN GS-22-008
 - FOR RECOMMENDED PTH DIMENSIONS REFER DRAWING : BS, A , 201572 , 001
- CATALOG NO: HM2P07PDN3X1----

mat'l. code SEE NOTE 4		surface ISO 1302 <input checked="" type="checkbox"/>	tolerance ISO 406 ISO 1101	projection 	product family MILLIPACS
ltr A	ecn no 111-0060	dr AB	date 2011-03-30	tolerances unless otherwise specified angles 0°±1°	linear .0±0.2 .00±0.1
				scale MM	title MPACS 5+2R STR HDR PF CONN TYPE A
				dr ALEX BABU 2011-03-30	dwg no sheet 1 of 1 size 5
				enr ALEX BABU 2011-03-30	FCJ BS, C , 203028,949 A3
				chr ALEX BABU 2011-03-30	
				appd ALEX BABU 2011-03-30	type Product Customer Drawing
sheet index	revision sheet	A	1		