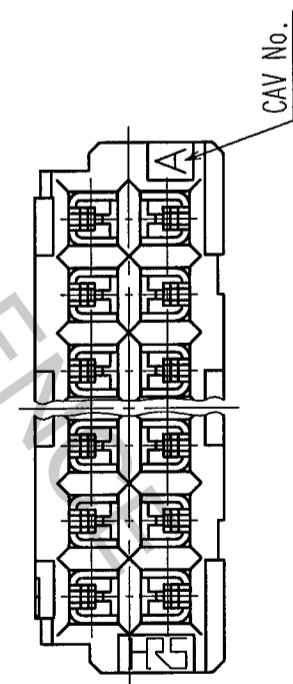
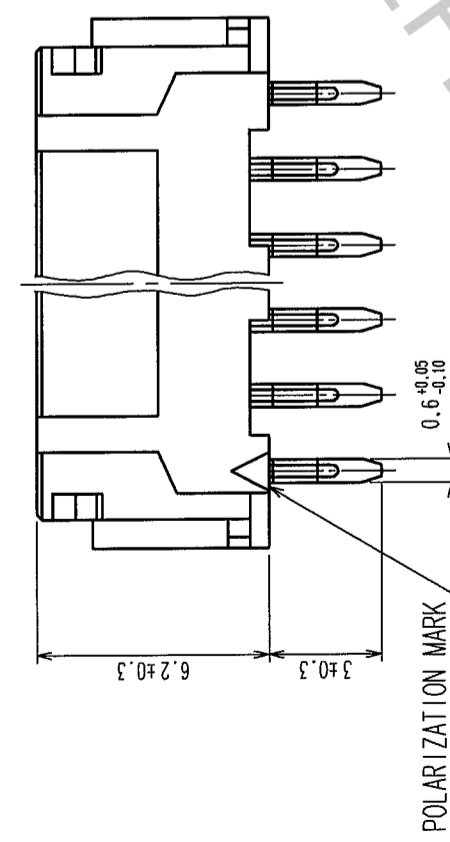
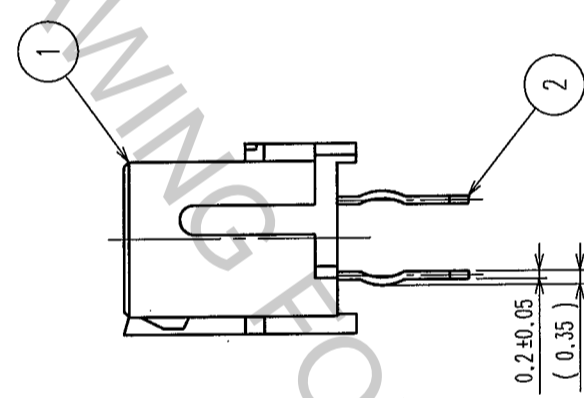
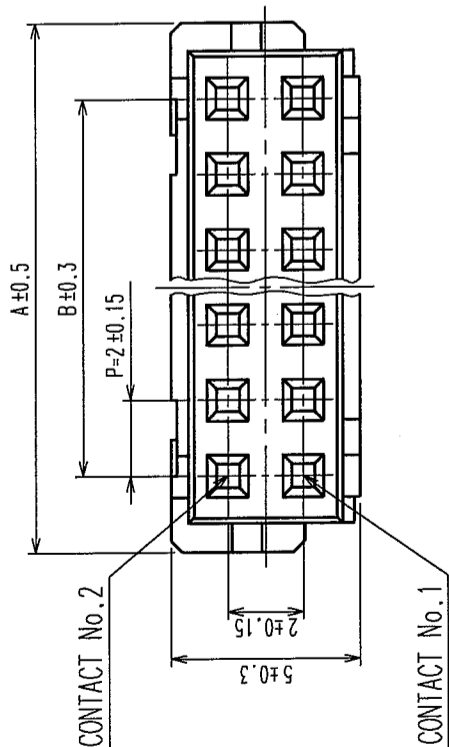


5	6	7	8
COUNT	DESCRIPTION OF REVISIONS	BY	CHKD
△			
△			
△			



CODE No.	PART No.	NUMBER OF CONTACT	A	B
543-0553-9-05	DF11-6DS-2DSA(05)	6	8.0	4.0
543-0554-1-05	DF11-8DS-2DSA(05)	8	10.0	6.0
543-0555-4-05	DF11-10DS-2DSA(05)	10	12.0	8.0
543-0556-7-05	DF11-12DS-2DSA(05)	12	14.0	10.0
543-0557-0-05	DF11-14DS-2DSA(05)	14	16.0	12.0
543-0558-2-05	DF11-16DS-2DSA(05)	16	18.0	14.0
543-0559-5-05	DF11-18DS-2DSA(05)	18	20.0	16.0
543-0560-4-05	DF11-20DS-2DSA(05)	20	22.0	18.0
543-0561-7-05	DF11-22DS-2DSA(05)	22	24.0	20.0
543-0562-0-05	DF11-24DS-2DSA(05)	24	26.0	22.0
543-0563-2-05	DF11-26DS-2DSA(05)	26	28.0	24.0
543-0564-5-05	DF11-28DS-2DSA(05)	28	30.0	26.0
543-0565-8-05	DF11-30DS-2DSA(05)	30	32.0	28.0
543-0566-0-05	DF11-32DS-2DSA(05)	32	34.0	30.0

NOTES 1: RECOMMENDED PC BOARD HOLE DIAMETER $\phi 0.8^{+0.1}_{-0}$
 2: THE DIMENSION OF PROSITY OF KINK $\phi 0.8^{+0.05}_{-0}$

1	POLYAMIDE	UL94V-0, BLACK	2	BRASS	TIN PLATED 2μm min
NO.	MATERIAL	FINISH, REMARKS	NO.	MATERIAL	FINISH, REMARKS
CODE NO. (OLD)	DRAWN		DESIGNED	CHECKED	APPROVED
	F. Matsuki '04.03.30		H. Umemura '04.03.30	J. Chua '04.03.31	
DRAWING NO. EDC3-162401-01			PART NO. DF11-*DS-2DSA(05)		
SCALE 5 : 1	UNITS mm		CODE NO. CL543-		
HIROSE ELECTRIC CO., LTD			1/1		

TO