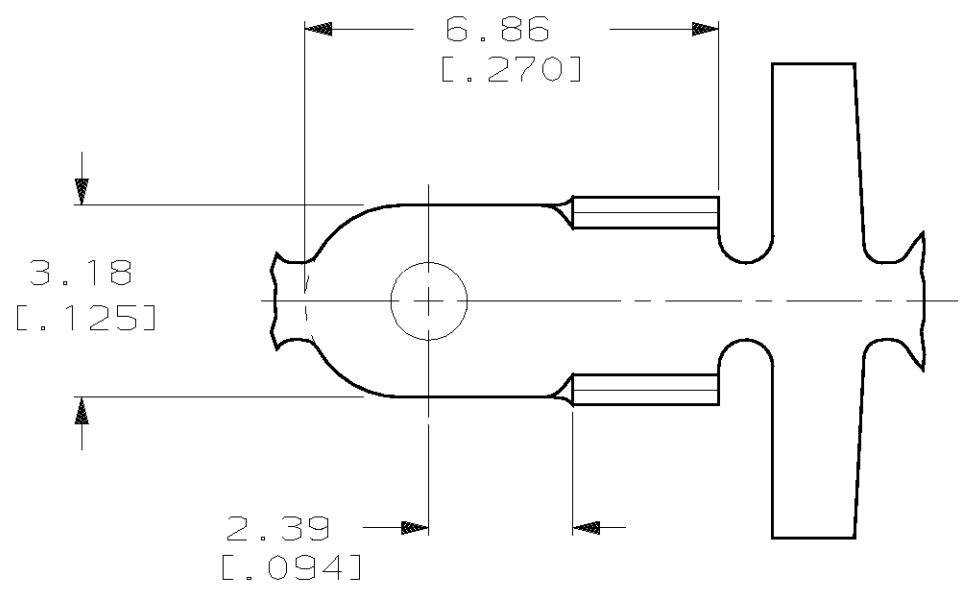
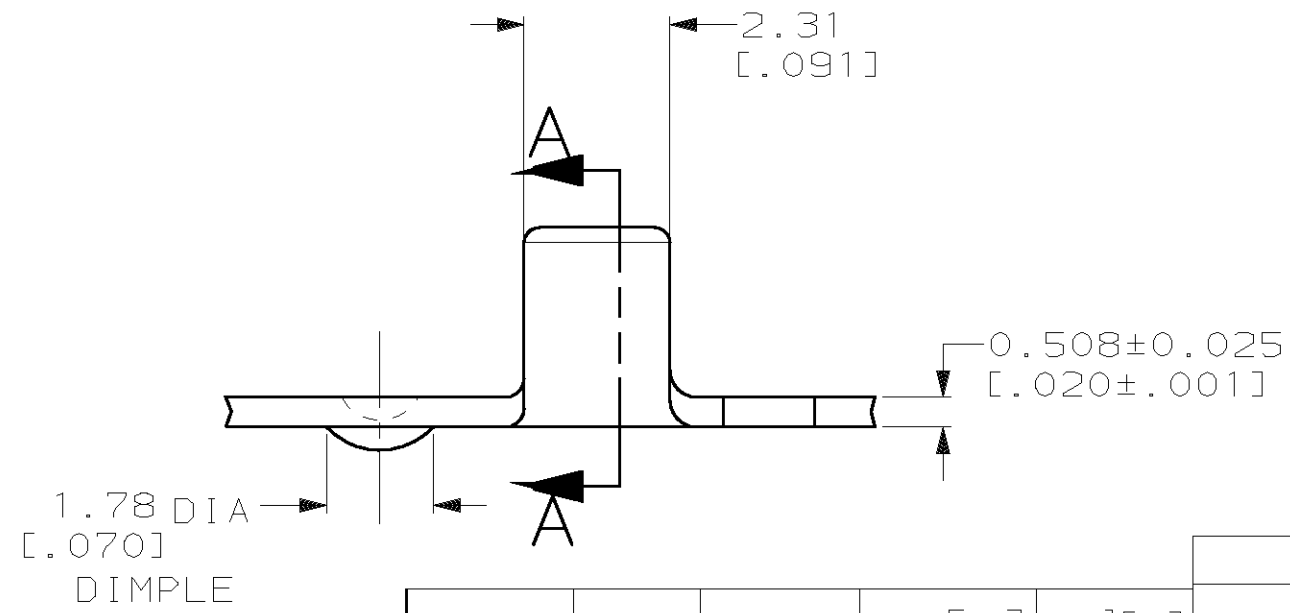
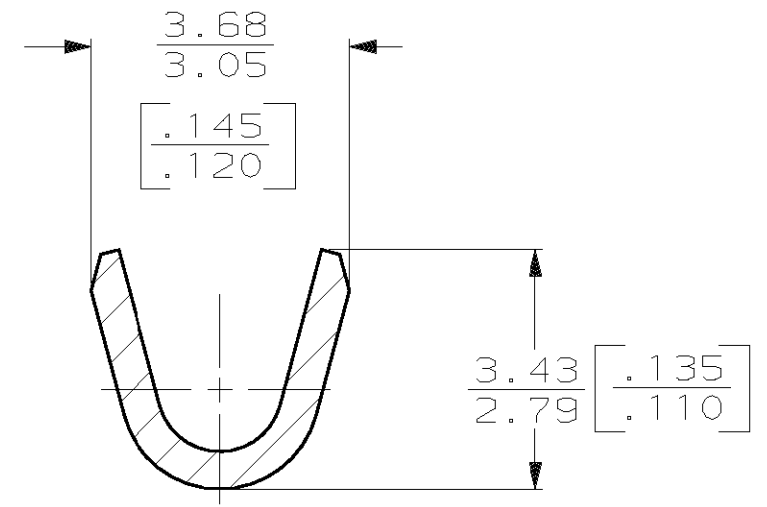


THIS DRAWING IS UNPUBLISHED. RELEASED FOR PUBLICATION, 19 .
 © COPYRIGHT 19 BY AMP INCORPORATED. ALL INTERNATIONAL RIGHTS RESERVED.

LOC	DIST	P	F	ZONE	LTR	REVISIONS	DATE	APPD
AF	50				B	ADDED -2 PER OG3A-0233-99	250CT99	JR/EH



- 1 CONTINUOUS STRIP ON REEL.
- 2 WIRE SIZE IS [#20-#16] AWG.
- △3 .00381 [.00150] MIN NICKEL
- △4 PRELIMINARY - NOT FOR PRODUCTION



SECTION A-A
SCALE 10:1

3.96 [.156]	F	2.79 [.110]	1.68 [.066]	1.3mm ² [16]
			1.52 [.060]	0.8mm ² [18]
			1.42 [.056]	0.5mm ² [20]
STRIP LENGTH ±0.38 [±.015]	TYPE	WIDTH	±0.051 [E.002] HEIGHT	WIRE
WIRE BARREL CRIMP				

-	1/4H NICKEL PER UNSN02200 (NICKEL 200)	△4 63701-2
△3	T3 STEEL	63701-1
FINISH	MATERIAL	PART NO
DO NOT SCALE PRINT. UNLESS SPECIFIED DIMENSIONS IN mm [INCHES] TOLERANCES ON: 2 PLC DEC ± 0.25 [.010] 3 PLC DEC ± - ANGLES ± -	DR 3/24/93 P FORTNEY CHK 3/24/93 JR RUTH APPD 3/24/93 D SCHWENK APPD 3/24/93 R WEAVILL PRODUCT SPEC - APPLICATION SPEC - WEIGHT -	AMP Incorporated Harrisburg, PA 17105-3608
MATERIAL	WELD TAB	
T3 STEEL	SIZE B	CAGE CODE 00779
FINISH	SCALE 8:1	DRAWING NO C-63701
SEE TABLE		SHEET 1 OF 1

THIS DRAWING IS A CONTROLLED DOCUMENT FOR AMP INCORPORATED. IT IS SUBJECT TO CHANGE AND THE CONTROLLING ENGINEERING ORGANIZATION SHOULD BE CONTACTED FOR THE LATEST REVISION.