


APPLICABLE STANDARD				
RATING	OPERATING TEMPERATURE RANGE	-55 °C TO +105°C (NOTE1)	STORAGE TEMPERATURE RANGE	-10 °C TO +60°C (NOTE3)
	OPERATING HUMIDITY RANGE	20% TO 80% (NOTE2)	STORAGE HUMIDITY RANGE	40% TO 70% (NOTE3)
	APPLICABLE CONNECTOR	DF64-3P-4.5H DF64-3P-4.5C	CURRENT	5A
		VOLTAGE 	Specification	AC/DC 350V
			UL/c-UL	AC/DC 350V
			TÜV	TBD

SPECIFICATIONS

ITEM	TEST METHOD	REQUIREMENTS	QT	AT
------	-------------	--------------	----	----


CONSTRUCTION				
GENERAL EXAMINATION	VISUALLY AND BY MEASURING INSTRUMENT.	ACCORDING TO DRAWING.	X	X
MARKING	CONFIRMED VISUALLY.		X	X

ELECTRIC CHARACTERISTICS				
CONTACT RESISTANCE	DC6V MAX, 100mA.	30mΩ MAX.	X	-
INSULATION RESISTANCE	500V DC.	1000MΩ MIN.	X	-
VOLTAGE PROOF	1500V AC FOR 1 min.	NO FLASHOVER OR BREAKDOWN.	X	-

MECHANICAL CHARACTERISTICS				
MECHANICAL OPERATION	10TIMES INSERTION AND EXTRACTION.	①30mΩ MAX. ②NO DAMAGE, CRACK OR LOOSENESS OF PARTS.	X	-
VIBRATION	FREQUENCY 10 TO 55Hz, SINGLE AMPLITUDE 0.75mm, AT 10CYCLES FOR 3DIRECTION.	①NO ELECTRICAL DISCONTINUITY OF 1μs. ②NO DAMAGE, CRACK OR LOOSENESS OF PARTS.	X	-
SHOCK	490 m/s ² DURATION OF PULSE 11 ms AT 3 TIMES FOR 3 DIRECTIONS.		X	-

ENVIRONMENTAL CHARACTERISTICS				
DAMP HEAT (STEADY STATE)	EXPOSED AT 40 ± 2°C , 90 TO 95 %, 96 h. (AFTER LEAVING THE ROOM TEMPERATURE FOR 1~2h.)	①30mΩ MAX. ②INSULATION RESISTANCE: 1000MΩ MIN.	X	-
RAPID CHANGE OF TEMPERATURE	TEMPERATURE -55°C→ +105°C TIME 30min→ 30min UNDER 5 CYCLES. (THE TRANSFERRING TIME OF THE TANK IS 2~3 min) (AFTER LEAVING THE ROOM TEMPERATURE FOR 1~2h.)	③NO DAMAGE, CRACK OR LOOSENESS OF PARTS.	X	-
RESISTANCE TO SOLDERING HEAT	1) REFLOW SOLDERING NUMBER OF REFLOW CYCLES : 2CYCLES MAX. «REFLOW AREA» DURATION ABOVE 220°C, 60sec. MAX. PEAK TEMPERATURE: 250°C, 10sec. MAX. «PRE-HEAT AREA» PRE-HEAT TEMPERATURE:150°C TO 180°C PRE-HEAT TIME:90sec. TO 120sec. 2) MANUAL SOLDERING SOLDERING IRON TEMPERATURE :350±10°C, SOLDERING TIME : 3sec. NO STRENGTH ON CONTACT.	NO DEFORMATION OF CASE OF EXCESSIVE LOOSENESS OF THE TERMINALS.	X	-
SOLDERABILITY	SOLDERING TEMPERATURE : 245°C DURATION OF IMMERSION :SOLDERING, FOR 5sec.	NEW UNIFORM COATING OF SOLDER SHALL COVER MINIMUM OF 95% OF THE SURFACE BEING IMMersed.	X	-


NOTE 1: INCLUDE THE TEMPERATURE RISING BY CURRENT.
NOTE2:NO CONDENSING
NOTE3:APPLY TO THE CONDITION OF LONG TERM STORAGE FOR UNUSED PRODUCTS BEFOR PCB ON BOARD, AFTER PCB BOARD , OPERATING TEMPERATURE AND HUMIDITTY RANGE IS APPLIED FOR INTERIM STRAGE DURING TRANSPORTATION.


	COUNT	DESCRIPTION OF REVISIONS	DESIGNED	CHECKED	DATE
	1	DIS-H-008326	TS. MIYAKI	OM. MIYAMOTO	13. 11. 25

REMARKS Unless otherwise specified, refer to JIS C 5402.	APPROVED	KI. AKIYAMA	13. 08. 07
	CHECKED	OM. MIYAMOTO	13. 08. 07
	DESIGNED	TS. MIYAKI	13. 08. 07
	DRAWN	TS. MIYAKI	13. 08. 07

Note QT:Qualification Test AT:Assurance Test X:Applicable Test

DRAWING NO.	ELC4-347654-01
-------------	----------------

	SPECIFICATION SHEET	PART NO.	DF64-3S-4. 5H (21)
	HIROSE ELECTRIC CO., LTD.	CODE NO.	CL667-1006-0-21

	1/1
---	-----