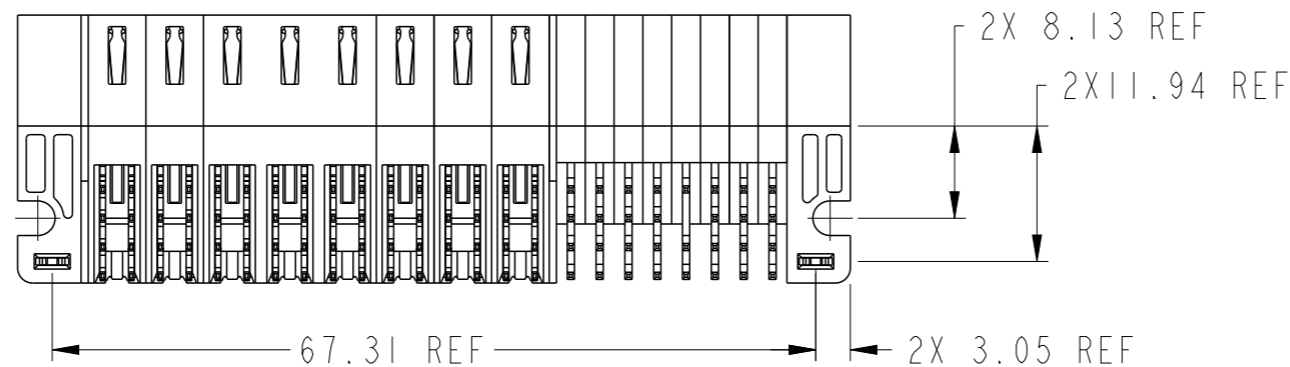
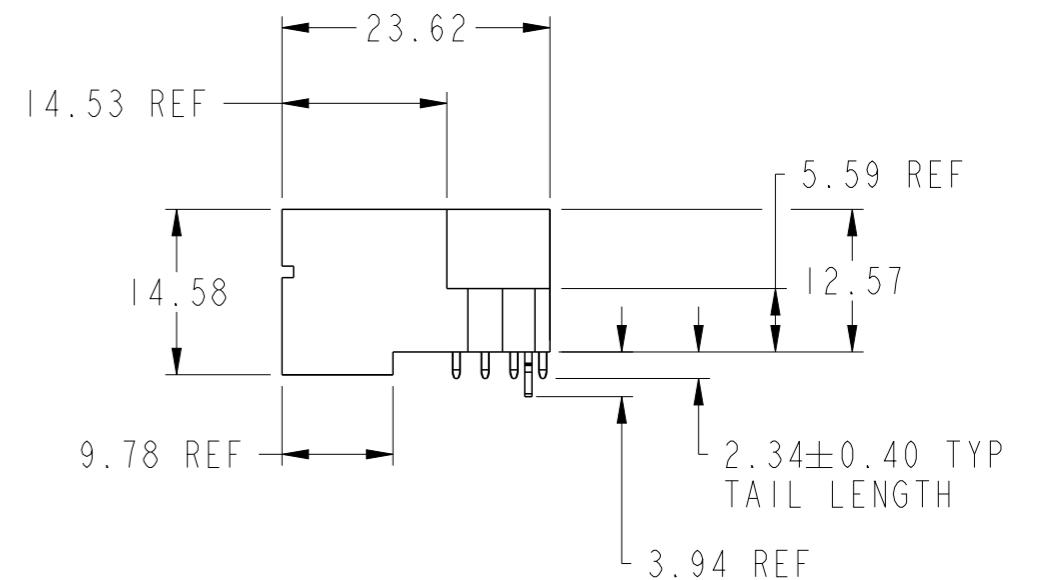
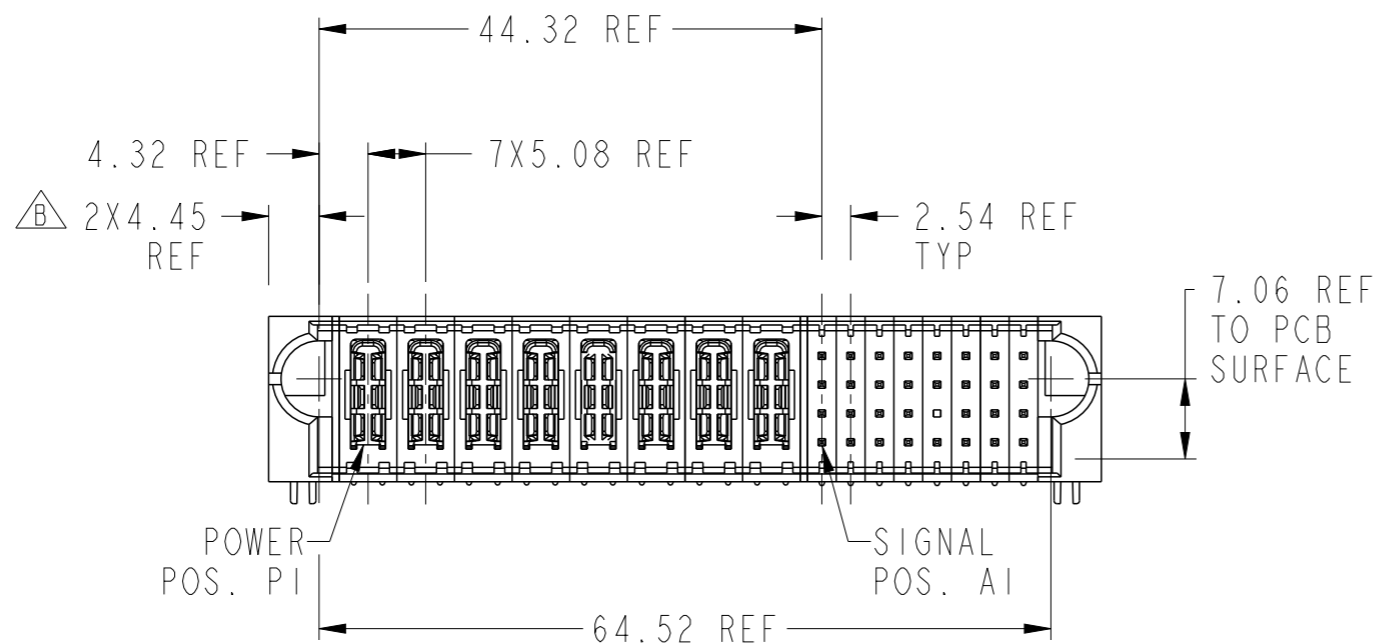
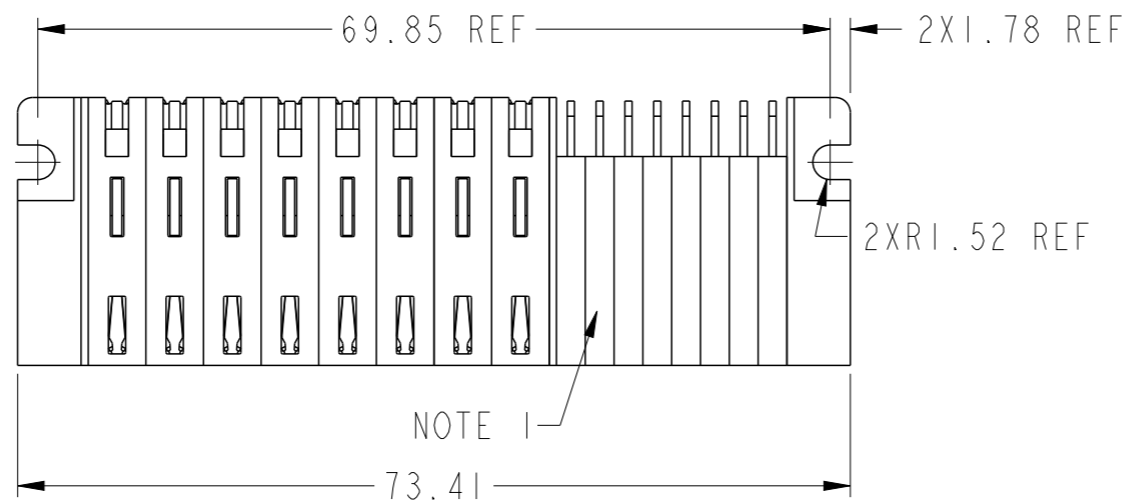
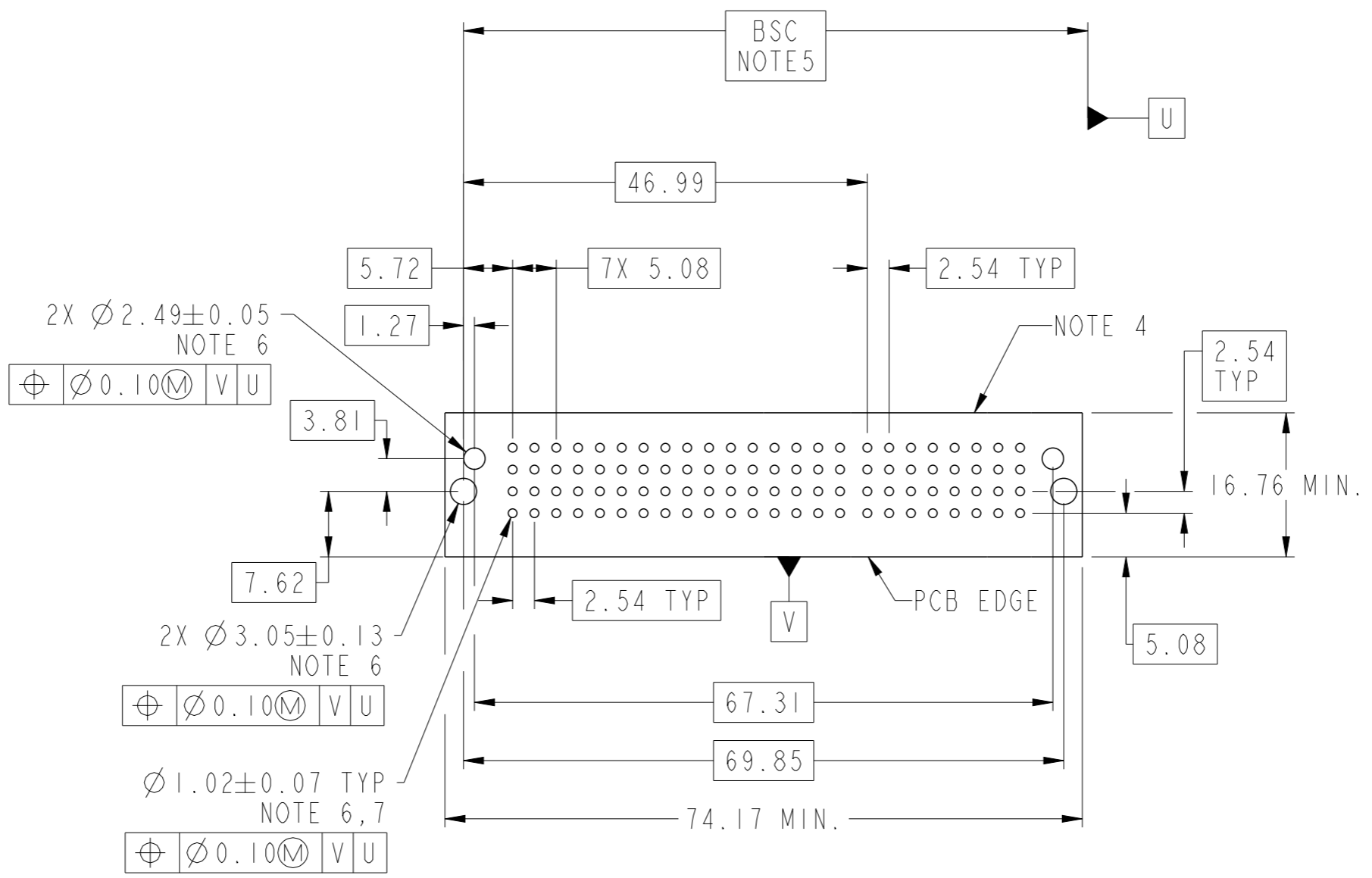


PRODUCT NUMBER SEE SHEET 2



spec ref	*	dr	Peng-Bing Fu	2012/07/30	projection	MM	size	A3	scale	3:2
tolerance std	ASME Y14.5	eng	Peng-Bing Fu	2012/11/13			ecn no	ELX-DG-013143-1	rel level	Released
TOLERANCES UNLESS OTHERWISE SPECIFIED		chr	Shao-Qi Kuang	2012/11/15						
surface	<input checked="" type="checkbox"/> linear <input type="checkbox"/> angular	0.X	±0.5		8HDP + 32S RA STB HEADER		dwg no 10106132-8008002	rev B	ASME Y14.5 angular 0° ±2°	
		0.XX	±0.25		www.fci.com	cat. no.			Product - Customer Drw	sheet 1 of 3
		0.XXX	±0.10							

PRODUCT NO. 10106132-8008002LF	ROWS DCBA	HIGH POWER								SIGNAL							
		E1	P1	P2	P3	P4	P5	P6	P7	P8	1	2	3	4	5	6	7



CODE	DESCRIPTION
H3	STD HIGH POWER CONTACT (2.29)
HA	METAL HOLD DOWN
N	STD SIGNAL CONTACT, ROW A (2.34)
P	STD SIGNAL CONTACT, ROW B (2.34)
Q	STD SIGNAL CONTACT, ROW C (2.34)
V	STD SIGNAL CONTACT, ROW D (2.34)

dr	Peng-Bing Fu	2012/07/30	projection	MM	size	A3	scale	3:2
eng	Peng-Bing Fu	2012/11/13			ecn no	ELX-DG-013143-1	rel level	Released
chr	Shao-Qi Kuang	2012/11/15						
appr	Pei-Ming Zheng	2012/11/15	product family	PwrBlade+				
			title 8HDP + 32S RA STB HEADER		dwg no 10106132-8008002	rev B		
www.fci.com			cat. no.		Product - Customer Drw		sheet 2 of 3	

Copyright FCI.

NOTES:

- 1) "FCI", PART NUMBER AND DATE CODE TO BE MARKED ON THIS SURFACE.
THE MARK CAN BE OMITTED IF THERE IS NOT ENOUGH SPACE ON THIS SURFACE.
- 2) MATERIALS:
-HOUSING - GLASS FILLED WITH HIGH TEMP THERMOPLASTIC, UL94V-0.
-SIGNAL CONTACT - COPPER ALLOY.
-POWER CONTACT - HIGH CONDUCTIVITY COPPER ALLOY.
- 3) PLATING SPECIFICATION REFER TO FCI 10116351
- 4) DENOTES CONNECTOR KEEP OUT ZONE.
- 5) DATUM AND BASIC DIMENSIONS WERE ESTABLISHED BY CUSTOMER.
- 6) ALL HOLE DIAMETERS ARE FINISHED HOLE SIZES.
- 7) 1.15 ± 0.025 MM DRILLED HOLE PLATED WITH 0.00762MM MIN Sn
OVER 0.0254-0.0762MM Cu PLATING TO ACHIEVE A 1.02 ± 0.07 MM HOLE.
- 8) PRODUCT SPECIFICATION REFER TO FCI GS-12-658.
APPLICATION SPECIFICATION REFER TO FCI GS-20-141.
PRODUCT PACKAGED IN TRAYS, REFER TO FCI GS-14-1502.
- △ 9) A △ B SYMBOL WILL BE NEXT TO ANY DIMENSION, VIEW, OR NOTE WHICH HAS BEEN MODIFIED WITH THE CURRENT DRAWING REVISION



Copyright FCI.

dr	Peng-Bing Fu	2012/07/30	projection 	MM 	size	A3	scale	3:2
eng	Peng-Bing Fu	2012/11/13			ecn no	ELX-DG-013143-1		
chr	Shao-Qi Kuang	2012/11/15			rel level	Released		
appr	Pei-Ming Zheng	2012/11/15	product family	PwrBlade+				
		title 8HDP + 32S RA STB HEADER			dwg no 10106132-8008002	rev B		
www.fci.com		cat. no.	Product - Customer Drw			sheet 3 of 3		